

Camp Lejeune Historic Drinking Water Notification Registry Charts

November 2009

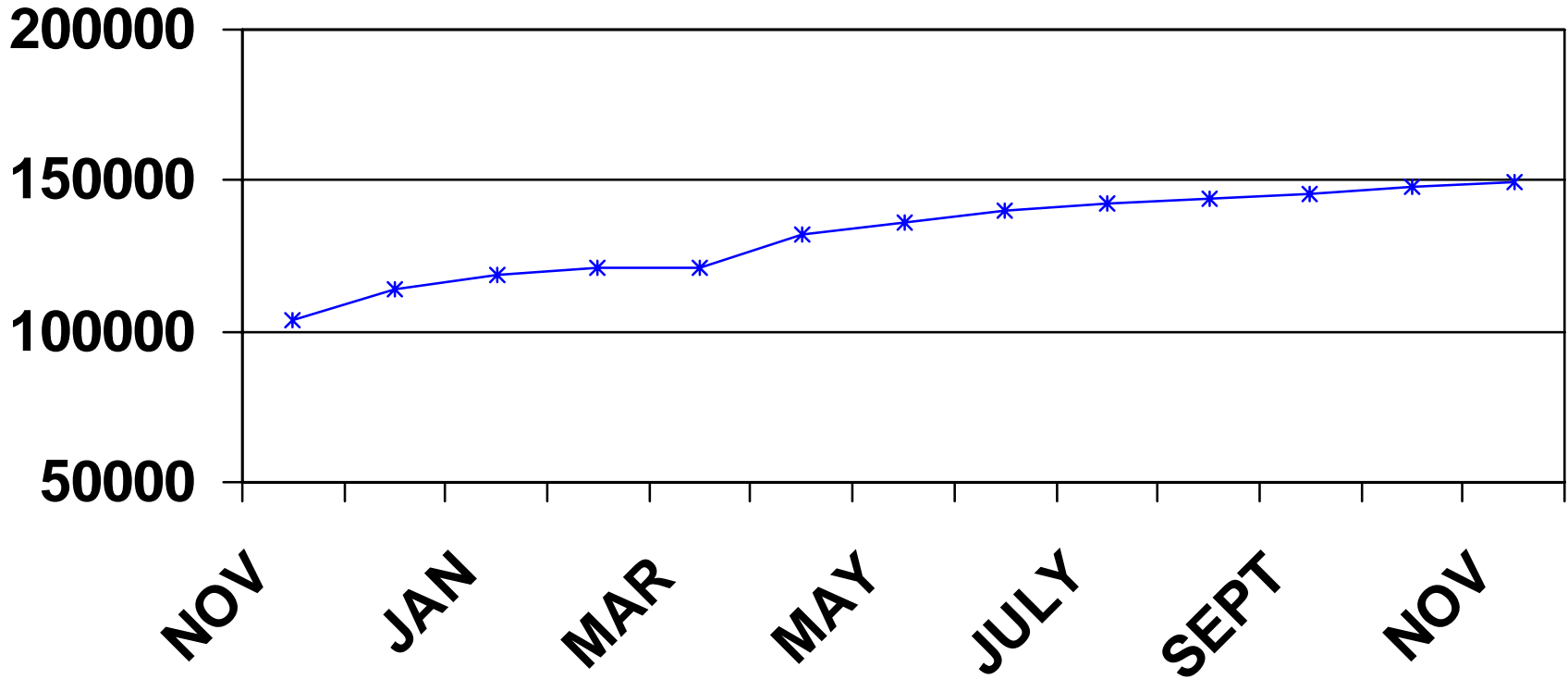
*All data is of 30 November 2009

Prepared by:

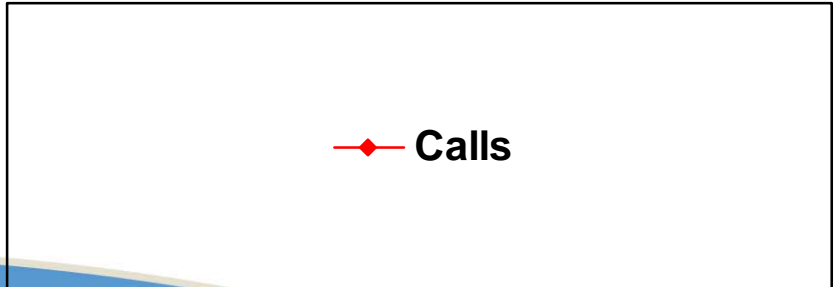
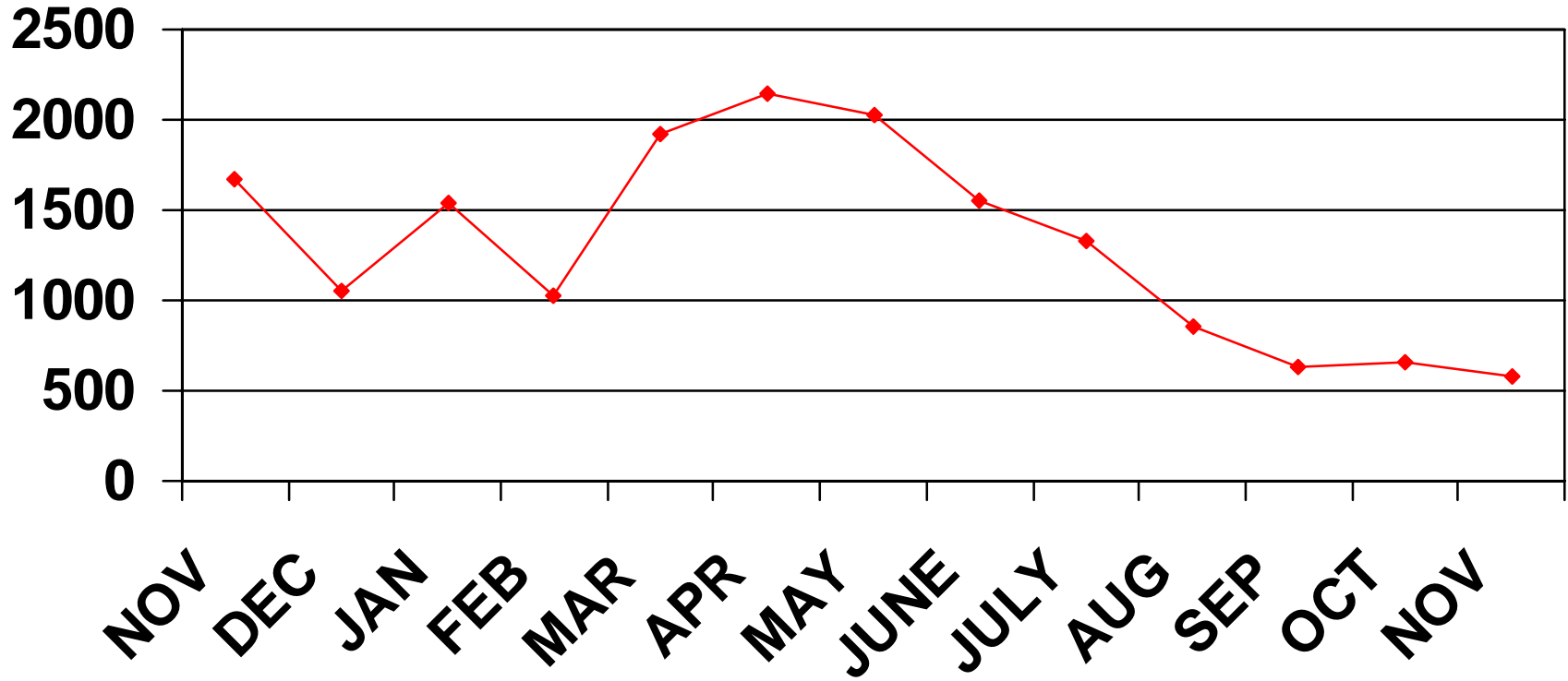
Booz | Allen | Hamilton

1 December 2009

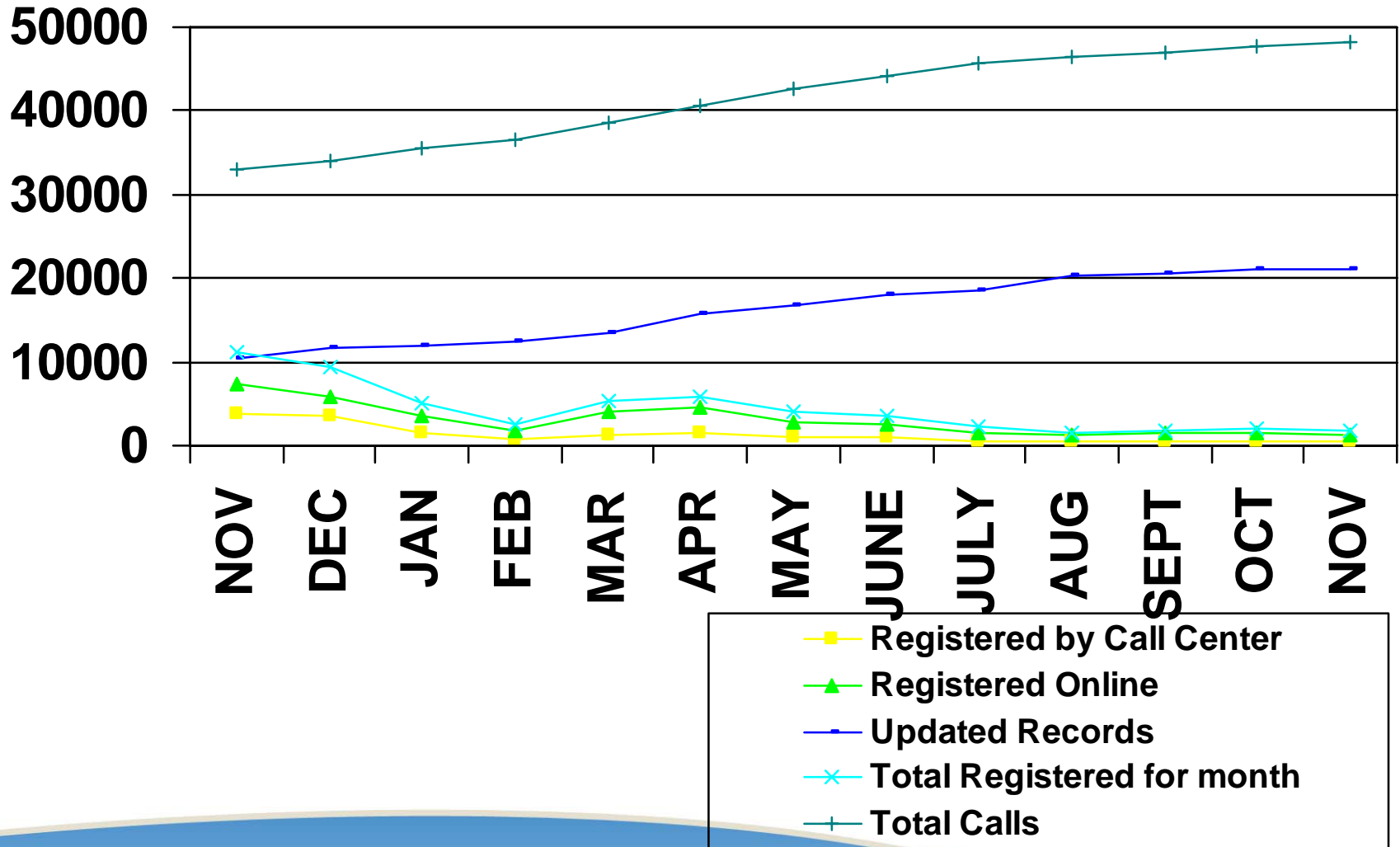
Registrants



Call Volume



Registration Details



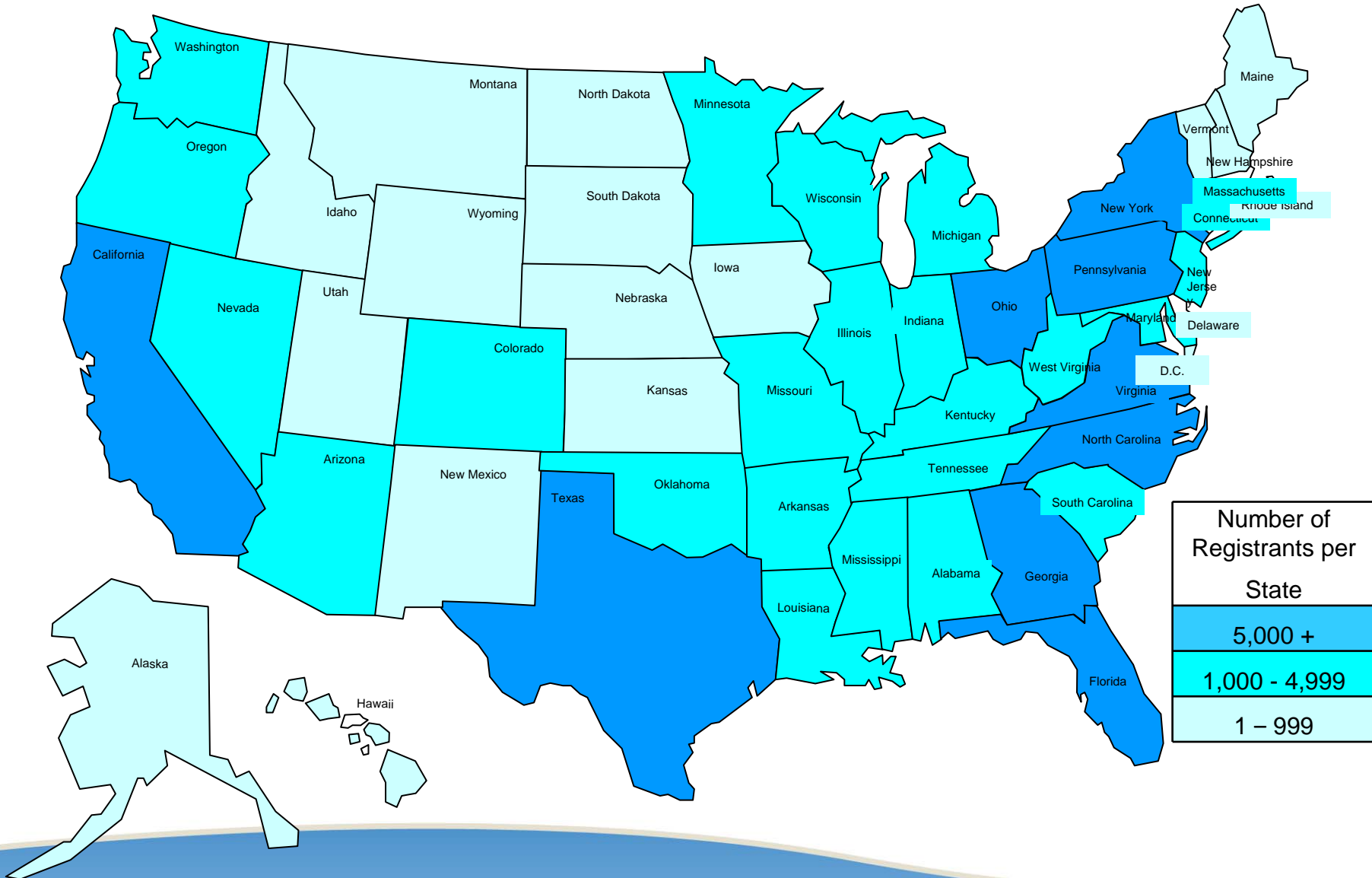
Calls and Registrants Breakdown

	MAR	APR	MAY	JUNE	JULY	AUG	SEPT	OCT	NOV
Monthly Calls	1925	2145	2028	1547	1326	855	627	652	584
Registered by Call Center	1210	1409	1065	1124	622	428	395	395	416
Registered Online	4064	4510	2898	2447	1597	1148	1470	1636	1328
DMDC	49176								
Updated DMDC Records	13519	15838	16690	17983	18505	20250	20665	21044	21079
Monthly Registrants	5274	5919	3963	3571	2219	1576	1865	2031	1744
Total Calls	38540	40685	42713	44260	45586	46441	47068	47720	48304
Total Registrants	126573	132487	136442	140013	142232	143808	145673	147704	149448

Registration and Call Totals

	MAR	APR	MAY	JUNE	JULY	AUG	SEPT	OCT	NOV
Outstanding Validations	69	0	0	0	0	0	0	0	0
Emails	2014	2153	2225	2295	2337	2386	2427	2475	2506
CLW I&L Correspondence	61	61	61	61	61	61	61	61	61
Updated DMDC Records	13519	15838	16690	17983	18505	20250	20665	21044	21079
Total Calls	38540	40685	42713	44260	45586	46441	47068	47720	48304
Total Registrants	126573	132487	136442	140013	142232	143808	145673	147704	149448

Registrants by State





Registrants by State Breakdown




ALABAMA	AL	3010
ALASKA	AK	276
ARIZONA	AZ	2436
ARKANSAS	AR	1138
CALIFORNIA	CA	9964
COLORADO	CO	1469
CONNECTICUT	CT	1488
DELAWARE	DE	546
DISTRICT OF COLUMBIA	DC	237
FLORIDA	FL	12505
GEORGIA	GA	5968
HAWAII	HI	664
IDAHO	ID	408
ILLINOIS	IL	3762
INDIANA	IN	2949
IOWA	IA	883
KANSAS	KS	990

KENTUCKY	KY	2180
LOUISIANA	LA	1586
MAINE	ME	863
MARYLAND	MD	3953
MASSACHUSETTS	MA	2846
MICHIGAN	MI	3861
MINNESOTA	MN	1486
MISSISSIPPI	MS	1291
MISSOURI	MO	2949
MONTANA	MT	337
NEBRASKA	NE	491
NEVADA	NV	1058
NEW HAMPSHIRE	NH	876
NEW JERSEY	NJ	3154
NEW MEXICO	NM	721
NEW YORK	NY	6685
NORTH CAROLINA	NC	16430

NORTH DAKOTA	ND	151
OHIO	OH	6149
OKLAHOMA	OK	1196
OREGON	OR	1021
PENNSYLVANIA	PA	7542
RHODE ISLAND	RI	581
SOUTH CAROLINA	SC	4154
SOUTH DAKOTA	SD	223
TENNESSEE	TN	3627
TEXAS	TX	7227
UTAH	UT	411
VERMONT	VT	321
VIRGINIA	VA	9896
WASHINGTON	WA	1854
WEST VIRGINIA	WV	1466
WISCONSIN	WI	2612
WYOMING	WY	199

Number of Registrants per State
5,000 +
1,000 - 4,999
1 - 999

Registrants Overseas and in US Territories

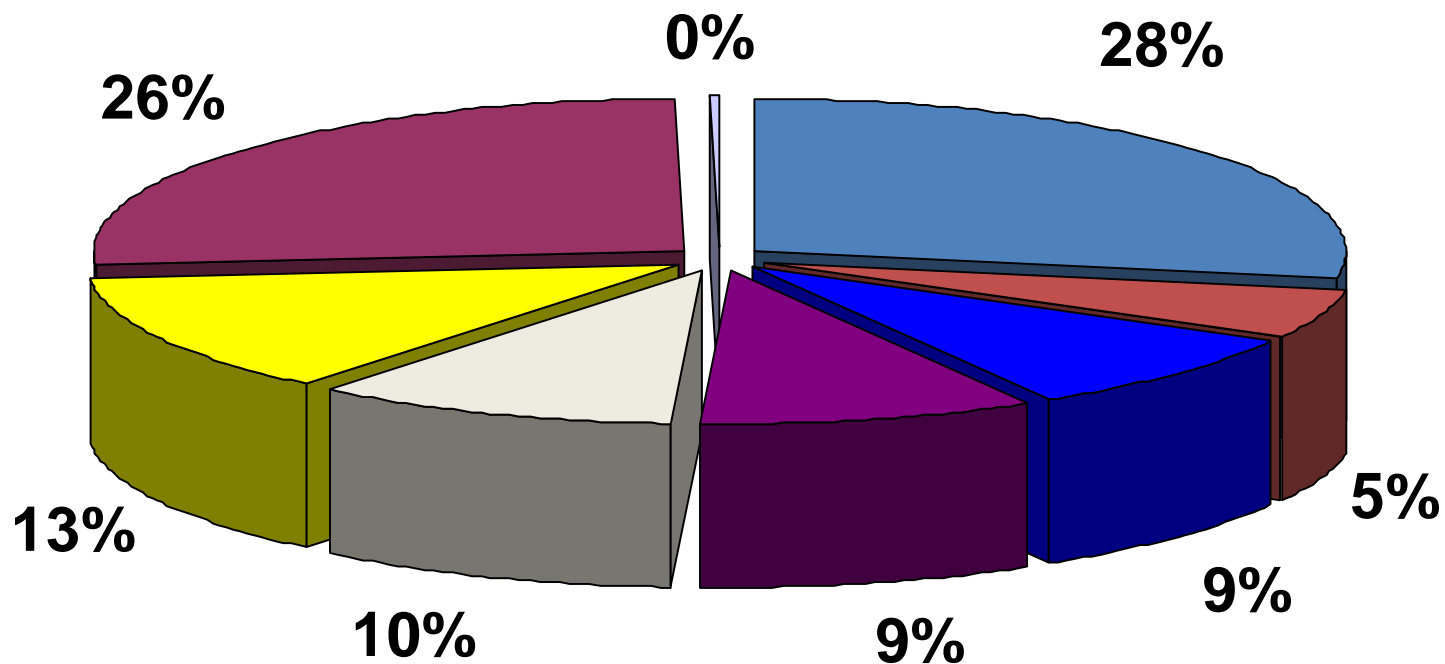


■ PR	■ GU	■ AP	■ AE	■ AA	■ OTHER
■ VI	■ MP	■ AS	■ FM	■ PW	■ MH

Registrants Overseas and in US Territories Breakdown

Territory	PR	GU	AP	AE	AA	VI	MP	AS	FM	PW	MH	Other
Total	181	63	547	294	36	14	7	11	3	8	1	177

Outreach Totals



- Family/Friends
- IRS Letter
- MC Publication
- NAPS
- VAVFW/Posters
- Website (USMC, CL, ATSDR or Yahoo!)
- Print Ads (Time, Newsweek, all other print ads)
- Other (ComRel Associations, all other)