

06.07-09/10/98-02300

QUARTERLY MONITORING REPORTS
OPERABLE UNIT NO. 2 - SITES 6 AND 82
MARINE CORPS BASE
CAMP LEJEUNE, NORTH CAROLINA
REPORTING PERIOD APRIL 1998 - JUNE 1998
CONTRACT TASK ORDER 0367

Submission Date:

SEPTEMBER 10, 1998

Prepared for:

DEPARTMENT OF THE NAVY
ATLANTIC DIVISION
NAVAL FACILITIES
ENGINEERING COMMAND
Norfolk, Virginia

Under the:

LANTDIV CLEAN Program
Contract N62470-89-D-4814

Prepared by:

BAKER ENVIRONMENTAL, INC.
Coraopolis, Pennsylvania

TABLE OF CONTENTS

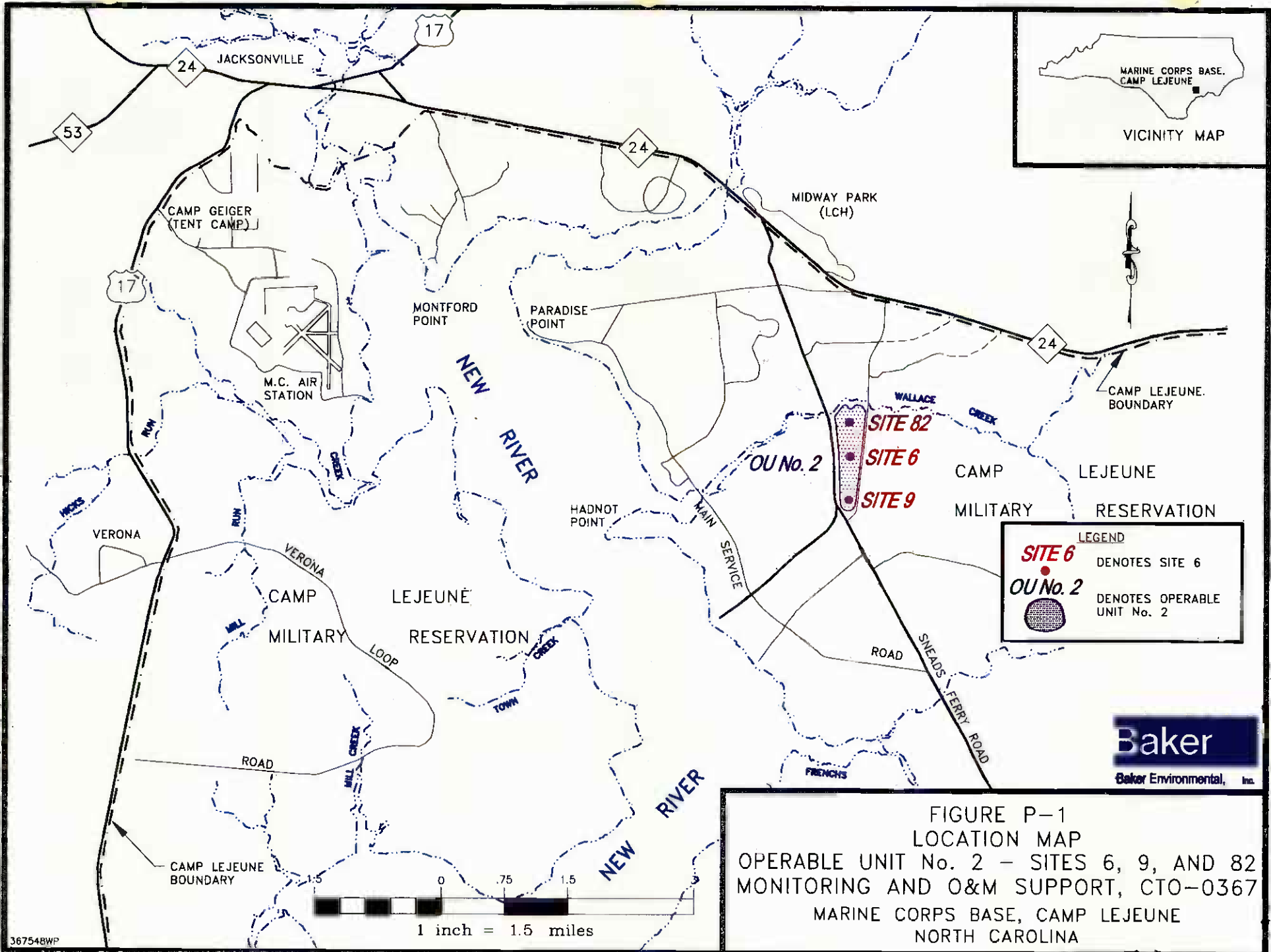
	<u>Page</u>
MONITORING REPORT	1
Groundwater Elevation and Flow Direction	1
Surficial Aquifer	1
Deep Aquifer	2
Field Observations	2
ANALYTICAL RESULTS AND FINDINGS	2
Volatile Organic Compounds	3
Metals	4
Total Suspended and Dissolved Solids	5
TREATMENT SYSTEM EVALUATION	5
RECOMMENDATIONS	7
Implemented Recommendations	7
Survey Coordinates	7
Well Security and Aesthetics	7
Recovery Well Sampling	8
Proposed Recommendations	8
Modify Sample Analyses	8
Modify Sampling Scheme	8
Install New and Replacement Shallow Monitoring Wells	9
REFERENCES	9
ATTACHMENTS	
A	Chain-of-Custody Documentation
B	Monitoring Program Analytical Results
C	Analytical Laboratory Data Sheets
D	Monthly Remedial System Progress Reports
LIST OF TABLES	
1	Summary of Well Construction Details
2	Summary of Groundwater Field Parameters
3	Groundwater Sampling Summary
4	Summary of Water Level Measurements
5	Trip Blank Analytical Results
6	Summary of Groundwater Analytical Results
7	Positive Detections in Groundwater
8	Volatile Organics in Groundwater
9	Metals in Groundwater Above Screening Standards
10	Treatment System Sampling Results
11	Positive Detections in Recovered Groundwater

PREFACE

The monitoring reports that are presented herein describe the procedures, analytical findings, and subsequent recommendations of the monitoring program at Operable Unit (OU) No. 2 (Sites 6 and 82), Marine Corps Base (MCB) Camp Lejeune, North Carolina. Figure P-1 depicts the location of OU No. 2. The monitoring reports have been prepared by Baker Environmental, Inc. and submitted to the United States Environmental Protection Agency - Region IV; the North Carolina Department of Environment and Natural Resources; the Environmental Management Department of MCB, Camp Lejeune; and the Naval Facilities Engineering Command, Atlantic Division.

The monitoring program at OU No. 2 was implemented in response to the Record of Decision (ROD) document signed by MCB Camp Lejeune on September 24, 1993. The ROD for OU No. 2 stipulates that documentation in support of the selected remedy, groundwater extraction and treatment coupled with groundwater monitoring, be maintained for periodic regulatory review.

The principal objectives of the monitoring program at OU No. 2 are as follows: (1) monitor the potential for human or ecological exposure due to off-site migration of contaminants, and (2) evaluate the effectiveness of installed groundwater treatment systems. The quarterly monitoring reports document the findings and provide interested parties with information required to authorize future decisions regarding OU No. 2. The information presented in the reports will be used to either extend, modify, or discontinue the monitoring program as necessary.



02.300 KR014

LIST OF FIGURES

- 1 Monitoring Well Location Map
- 2 Shallow Groundwater Contour Map
- 3 Deep Groundwater Contour Map
- 4 Volatile Organic Compounds in Shallow Groundwater
- 5 Volatile Organic Compounds in Deep Groundwater
- 6 Shallow Groundwater Treatment System
- 7 Deep Groundwater Treatment System

MONITORING REPORT

The monitoring report which follows presents a summary of sampling activities, field observations, analytical results, and significant findings which pertain to the monitoring program and groundwater treatment system at Operable Unit (OU) No. 2 (Sites 6 and 82), Marine Corps Base (MCB), Camp Lejeune, North Carolina. Conclusions and recommendations regarding the monitoring program and groundwater treatment system are also presented within this report.

Monitoring activities at OU No. 2 began in July 1997 and have continued on a quarterly basis. The mostly recent sampling initiative commenced April 14, 1998 and concluded April 23, 1998. Groundwater samples at Sites 6 and 82 were obtained from 11 shallow monitoring wells and 16 deep monitoring wells. Figure 1 depicts the locations of all monitoring wells throughout Sites 6 and 82. [Note that all tables and figures are provided after the text portion of this report.]

Sampling activities were conducted and subsequent laboratory analyses were performed according to procedures and methods specified in the Long-Term Monitoring Work Plans for OU No. 2 (Baker, 1996). The project work plans identify a select number of monitoring wells at Sites 6 and 82 for which continued periodic sampling is required. Figure 1 identifies wells included in the monitoring program and Table 1 provides construction details of the monitoring wells. As stipulated in the project work plans, measurements of pH, specific conductance, dissolved oxygen, temperature, and turbidity were recorded prior to sampling. Summaries of groundwater field parameters obtained during the most recent sampling initiative are provided in Table 2.

The monitoring program at Sites 6 and 82 was implemented to assess whether contamination, detected during previous investigations, remains present, has migrated, has degraded through natural processes, or has been eliminated through groundwater extraction. Based upon previous analytical results and decision documents, Target Compound List (TCL) volatiles and Target Analyte List (TAL) metals were identified as contaminants of concern. Table 3 provides a summary of requested laboratory analyses and sample identifications.

Sample information, including well number, sample identification, time and date of sample collection, samplers, analytical parameters, and required laboratory turnaround time was recorded in a field logbook and on sample labels. Chain-of-custody documentation, provided in Attachment A, accompanied the samples to the laboratory.

Groundwater Elevation and Flow Direction

The following provides information concerning groundwater flow patterns at Sites 6 and 82. Water level measurements were obtained on April 19, 1998 and are provided in Table 4. Groundwater elevations and groundwater flow directions in the surficial and deep aquifers are presented separately.

Surficial Aquifer

Figure 2 depicts the static elevations and approximate flow direction of groundwater in the surficial aquifer at Sites 6 and 82. Groundwater flow within the surficial aquifer is influenced by natural and man made topographic features, nearby drainages, and Wallace Creek, which borders the northern portion of Site 82. In general, the pattern of groundwater flow in the surficial aquifer mimics that

of ground surface topography. Groundwater flow within the surficial aquifer tends to flow north-northwest toward Wallace Creek from Site 82.

Deep Aquifer

Figure 3 depicts the static elevations and approximate flow direction of groundwater within the deep aquifer, referred to as the Castle Hayne Aquifer. As presented in Figure 3, groundwater in the deep aquifer tends to flow inward toward a network of recovery wells located in the central and southern portions of Site 82. The recovery wells were constructed to remove groundwater from depths of 95 to 120 feet below ground surface. Contaminated groundwater is actively being extracted from the central portion of Site 82 via four deep recovery wells. Static water levels obtained from deep monitoring wells have demonstrated a significant alteration of the potentiometric surface in this portion of the study area. Based upon groundwater elevations obtained during the previous three sampling events, it appears that the recovery wells continue to impact groundwater flow patterns in the deep aquifer. Active groundwater extraction appears to have caused the groundwater to move inward, toward the central portion of Site 82.

Field Observations

The following field observations were noted during the most recent quarterly sampling event at Sites 6 and 82. Recommendations concerning the field observations which follow are presented later within this report.

Monitoring wells installed at Sites 6 and 82 during the 1986 Confirmation Study have begun to exhibit signs of deterioration. Turbidity readings, obtained during sampling activities, suggest that soil material from the surrounding formation has begun to infiltrate the well screens and sand packs of the older monitoring wells. Less than ideal sampling conditions may result when readings of greater than 50 nephelometric turbidity units (NTUs) are recorded. It is preferable that groundwater samples be collected after turbidity readings have stabilized at less than 10 NTUs. Elevated turbidity readings are particularly of concern when groundwater samples are submitted for metal analyses. Frequently, elevated metal concentrations result when naturally-occurring metals have adhered to soil particles suspended in the groundwater samples.

Three monitoring wells at Site 6 were abandoned immediately following the January sampling initiative; only one of the three wells was included in the monitoring program. Monitoring wells GW05, GW16, and GW20 were situated between Storage Lots 201 and 203 where several acres are being converted into a staging and storage area. Upon completion of the construction project, monitoring well GW16 will be replaced. During the interim, no groundwater samples will be submitted for laboratory analyses from GW16. There are no plans to replace monitoring wells GW05 and GW20.

ANALYTICAL RESULTS AND FINDINGS

The section which follows presents analytical results and findings from sampling performed at Sites 6 and 82 during the second calendar quarter of 1998. A summary of all analytical results compiled during the sampling event are presented in Attachment B and corresponding laboratory data sheets are provided in Attachment C.

Five trip blanks samples were prepared prior to the sampling event. The trip blanks accompanied all groundwater samples during field collection, shipment, and laboratory analysis. As provided in Table 5, methylene chloride was detected at concentrations of 1.3 and 4.1 micrograms per liter ($\mu\text{g/L}$) in trip blank samples TB01 and TB05, respectively. In addition to methylene chloride, acetone was detected at a concentration of 8.5 $\mu\text{g/L}$ in trip blank sample TB03. Acetone and methylene chloride are common laboratory contaminants. The two compounds were therefore considered laboratory artifacts and not site contaminants when detected among the groundwater samples. There were no other detections of any organic compounds in the trip blank samples.

Volatile Organic Compounds

Significant concentrations of volatile organic compounds (VOCs) were detected among a number of groundwater samples obtained from Sites 6 and 82. A majority of the VOC detections were in samples obtained from the uppermost portion of the surficial aquifer (i.e., less than 30 feet below ground surface) and the uppermost portion of the deep aquifer (i.e., between 95 and 115 feet below ground surface). However, VOCs were also detected from four monitoring wells in samples obtained from deeper portion of the Castle Hayne Aquifer (i.e., greater than 150 feet below ground surface). A summary of groundwater analytical results is provided in Table 6 and a positive detection summary of all analytical results is presented in Table 7. The approximate horizontal extent of VOCs in the shallow and deep aquifers are presented in Figures 4 and 5, respectively.

Conditions within the upper portion of the surficial aquifer were evaluated at Sites 6 and 82 through collection and analysis of groundwater samples from 11 shallow monitoring wells (refer to Table 1 for well construction details and Figure 1 for well locations). Groundwater samples were also obtained from 11 deep monitoring wells with screened intervals set in the uppermost portion of the deep aquifer, at depths ranging from 95 to 155 feet below ground surface. In addition, groundwater samples were also collected from five monitoring wells with screened intervals set from 230 to 275 feet below ground surface.

The analytical data suggests that there are two areas of VOC contamination in the shallow aquifer and one area of VOC contamination in the uppermost portion of the deep aquifer. As presented in Figures 4 and 5, contamination in the deep aquifer generally coincides with similar contaminants found in the shallow aquifer. The horizontal extent of contamination in the deep aquifer is larger, however. As depicted in Figures 4 and 5, the shallow and deep VOC plumes are situated within Site 82 and tend in the direction of groundwater flow (refer to Figures 2 and 3). An additional area of shallow groundwater contamination is situated at shallow monitoring well GW16. During the most recent sampling initiative, however, a sample was not obtained from GW16. Once located between Storage Lots 201 and 203, monitoring well GW16 was abandoned immediately following the January sampling initiative. The well was abandoned prior to construction of a storage lot and will be reinstalled after completion of the project.

A total of 11 VOCs were detected among samples associated with the shallow and deep contaminant plumes at Sites 6 and 82. As depicted in Figure 4, VOC detections in the shallow aquifer were limited to samples obtained from monitoring wells GW01, GW03, GW32, GW33, and GW34. Among groundwater samples obtained from the deep aquifer, VOC detections were limited to monitoring wells GW01D, GW01DA, GW01DB, GW27DW, GW28DW, GW30DW, GW37D, GW38D, and GW40DWA. The sample obtained from well GW01D exhibited the highest concentrations of three VOCs identified. As presented in Table 6, 1,2-dichloroethene (total), tetrachloroethene, and trichloroethene were detected in the sample obtained from well GW01D at

concentrations of 30,000, 1,300, and 110,000 µg/L, respectively. Chloroform, 1,1,2,2-tetrachloroethane, 1,1,1-trichloroethane, and 1,1,2-trichloroethane were detected at maximum concentrations of 2.6, 7,000, 2.7, and 38 µg/L in the sample obtained from shallow monitoring well GW34. A majority of the VOC detections exceeded the applicable North Carolina Water Quality Standard (NCWQS) and the Federal Maximum Contaminant Level (MCL); there are no applicable standards for 1,1,2,2-tetrachloroethane.

As presented in Figures 4 and 5, concentrations of VOCs in the deep aquifer are significantly higher than those in the shallow aquifer. These analytical results suggest that the identified VOCs have moved from the uppermost portion of the surficial aquifer to the deeper aquifer, with significant vertical and horizontal migration. The data also suggest that these compounds may have migrated to depths greater than 200 feet below ground surface within the deep aquifer. Trichloroethene was detected at a concentration of 13 µg/L in the groundwater sample obtained from monitoring well GW01DA. Trichloroethene was also detected at concentrations of 7.5 and 2.5 µg/L in groundwater samples obtained from GW01DB and GW38D, respectively. The screened portion of wells GW01DA, GW01DB, and GW38D are greater than 230 feet below ground surface. Future sampling results will be used to confirm the presence of VOCs among groundwater samples obtained from depths greater than 200 feet below ground surface.

Table 8 provides a summary of VOC results from samples obtained during the past three sampling initiatives at Sites 6 and 82. Monitoring wells GW32, GW01DA, and GW01DB have the most notable contaminant trends among groundwater samples obtained from Sites 6 and 82. Concentrations of VOCs in samples obtained from GW32 have markedly decreased. Groundwater samples obtained from GW01DA and GW01DB, with screened from 230 to 262 feet below ground surface, have exhibited an increasing trend of VOC concentrations. Each of the noted monitoring wells are situated within 100 feet of groundwater recovery wells, suggesting that the contaminants may be affected by extraction efforts. Future analytical results will be employed to determine whether contaminant concentrations are decreasing within the aquifer as a whole.

Metals

Metals were detected in each of the groundwater samples submitted for analysis from Sites 6 and 82. As presented in Table 6, aluminum, cadmium, iron, manganese, and thallium were the only metals detected at concentrations which exceeded either NCWQS or MCL. Aluminum was detected in 6 of the 27 groundwater samples at concentrations ranging from 292 to 2,010 µg/L, which exceeded the secondary MCL of 200 µg/L. Fifteen detections of iron ranging from 326 to 6,730 µg/L exceeded the NCWQS and secondary MCL of 300 µg/L. Two manganese detections, ranging in concentrations from 50.4 to 53.6 µg/L, exceeded the NCWQS and secondary MCL of 50 µg/L. Cadmium was detected only once among the 27 groundwater samples. The sample obtained from monitoring well GW03 had a cadmium concentration of 6.2 µg/L which exceeded the NCWQS and MCL of 5.0 µg/L.

Thallium was the only other total metal identified among groundwater samples from Sites 6 and 82 that exceeded an applicable water quality standard. Samples obtained from two of the monitoring wells had positive detections of thallium above the 2.0 µg/L MCL. Concentrations of thallium among the groundwater samples ranged from 3.9 to 4.6 µg/L.

Aluminum, iron, and manganese have consistently been detected at concentrations exceeding applicable groundwater standards among the same samples obtained from Sites 6 and 82. As presented in Table 9, aluminum and iron have frequently been detected during the past four sampling initiatives at concentrations exceeding the NCWQS or secondary MCL. Soils found within the coastal plain of North Carolina are naturally rich in metals, particularly iron and manganese. The observed concentrations of iron and manganese, and to a lesser extent aluminum, in groundwater are due more to geologic conditions (i.e., naturally occurring metals bound to unconsolidated soil particles) and sample acquisition methods than to mobile metal concentrations in the aquifer. The presence of metals in groundwater is often the result of solids or colloids in the aqueous samples. The metals detected among groundwater samples may also be indicative of naturally occurring metals in the presence of acidic soils.

Total Suspended and Dissolved Solids

Total suspended solid (TSS) and total dissolved solid (TDS) analyses were also performed for each of the 27 groundwater samples. Dissolved solids were detected in each of the groundwater samples at concentrations ranging from 47 to 1,400 milligrams per liter (mg/L). Three of the positive TDS concentrations exceeded the NCWQS of 500 mg/L. Samples obtained from monitoring wells GW01DB, GW38D, and GW40DW had TDS concentrations in excess of the NCWQS. Lastly, suspended solids were detected in only two of the samples at concentrations of 4 and 7 mg/L.

TREATMENT SYSTEM EVALUATION

A groundwater extraction and treatment system has been operating at OU No. 2 since January 1996. The system was designed to collect and treat contaminated groundwater from the central portion of Site 82 and to mitigate the potential for off-site contaminant migration. As depicted in Figures 6 and 7, the treatment system currently includes six shallow recovery wells (SRW01 through SRW06) and four deep recovery wells (DRW01 through DRW04). Contaminated groundwater extracted via the network of shallow and deep recovery wells is treated to an applicable treatment criteria, then either reused for backwash or plant service and finally discharged to Wallace Creek.

The eight major processes that comprise the treatment system include: groundwater feed storage and equalization; initial pH adjustment; solids and metals removal; final pH adjustment; solids filtration; air stripping; granular activated carbon adsorption; and treated effluent storage, reuse, and discharge. The following assessment of treatment system components is based on monthly sampling results provided in Table 10 and monthly remedial system reports presented in Attachment D. Discrete groundwater samples from nine of the ten recovery wells are presented in Table 11; SRW06 remained off-line throughout the evaluation period.

During the second calendar quarter of 1998, over 25.7 million gallons of contaminated groundwater were extracted and treated at OU No. 2. The treatment plant operated 1,536 hours, or 70 percent of the 2,184 hours possible. Routine maintenance, repairs, and a faulty control valve accounted for 336 hours of total downtime during the quarter. The remaining 312 hours of downtime, 13 days during April, were due to an exceedence of plant effluent limits. In response to the effluent exceedence, packing material in the air stripper was removed and washed. During the three previous quarters, total downtime has averaged less than 22 percent. During the evaluation period, five of the six shallow extraction wells and all of the deep extraction wells remained operational. The average rate at which groundwater was extracted and treated, while operational, was 294 gallons per

minute (gpm). During the previous three quarters average extraction rates of 349, 291, and 307 gpm were achieved.

The observed extraction rate of groundwater from shallow recovery wells (i.e., wells set less than 35 feet below ground surface) is typically between four and eight gpm. Based upon the assumed extraction rates of between four and eight gpm, it may be presumed that groundwater was extracted from the uppermost portion of the shallow aquifer at between 20 and 40 gpm. The total number of gallons recovered from the surficial aquifer, therefore, would be between 7 and 14 percent of the total volume extracted. Based upon the assumed extraction rates, the approximate rate at which deep groundwater was extracted would be between 254 and 274 gpm and would account for the remaining 86 to 93 percent of the total volume. The average rate of groundwater extraction from each of the four deep recovery wells, assuming a uniform extraction rate, would therefore be between 64 and 68 gpm.

The effect of active groundwater extraction from the deep aquifer is clearly evident in Figure 3. An area of lesser potentiometric elevation has been created at depths of 95 to 115 feet below ground surface, over an area of approximately 9 to 16 acres. The observed area of influence appears to include the most highly contaminated portion of the VOC plume in the deep aquifer, which suggests that contaminated groundwater in the deep aquifer is indeed being extracted (refer to Figure 7). Based upon observed shallow potentiometric elevations, the same may not be stated regarding the shallow aquifer, however. Shallow recovery well SRW01 is located within the central portion of the shallow groundwater VOC plume, adjacent to monitoring well GW34. The most recent groundwater sample obtained from shallow monitoring well GW34 had nearly 7,600 µg/L of total VOCs. The remaining five shallow recovery wells are situated along the leading, downgradient edge of the shallow VOC plume (refer to Figure 6). The five shallow recovery wells are positioned to limit contaminant migration and intercept the VOC plume as it presumably travels in the direction of groundwater flow.

Monthly treatment system monitoring includes sample collection and analysis of plant influent, air stripper effluent, and plant effluent. Table 10 presents monthly sampling results obtained during April, May, and June 1998. Plant influent is comprised of two separate components, groundwater extracted from the uppermost portion of the surficial aquifer and groundwater extracted from the deeper aquifer. Based upon a constant input of an average influent concentration at the assumed extraction rates, approximately 37 and 41,462 pounds of volatile contaminants were extracted from the shallow and deep aquifers during the quarter, respectively. The average total influent concentrations of 1,679 µg/L and 21,551 µg/L from the shallow and deep aquifers were used to estimate the total weight of extracted contaminants.

Analytical results indicate that components of the treatment system are functioning effectively. However, effluent sample obtained during May had detections of trichloroethene and tetrachloroethene both at a concentration of 1.7 µg/L (refer to Table 10). Trichloroethene was detected at an average concentration of 53 µg/L in samples obtained from the plant effluent during the previous quarter. And tetrachloroethene was detected at concentrations of 62 and 13 µg/L in the plant effluent during February and March. Based upon the most recent plant effluent results, the air stripper maintenance, performed during March, has considerably reduced or completely eliminated VOCs from the treated effluent.

The efficiency at which each of the recovery wells have extracted groundwater contaminants is suggested in Figure 6, Figure 7, and Table 11. In general, recovery wells located near the central portion of the site have extracted groundwater with higher VOC concentrations. Based upon the limited amount of analytical data obtained, all the shallow and deep recovery wells are extracting contaminated groundwater.

As presented in Table 10, influent to the plant contained the VOCs 1,2-dichloroethane, trans-1,2-dichloroethene, tetrachloroethene, trichloroethene, and vinyl chloride at concentrations exceeding applicable groundwater standards. In addition to VOCs, influent to the treatment plant contained metals, dissolved solids, and suspended solids. Barium, iron, and manganese were detected among samples obtained from the treatment system influent. As the results presented in Table 10 suggest, metals have also been reduced through treatment to levels below the applicable discharge limits.

RECOMMENDATIONS

The observations and findings presented in this report and a previous reports, form the basis upon which the following recommendations are provided. If non-significant changes are made to a component of the selected remedy described in the ROD (Baker, 1993), the changes must be recorded in a post-decision document file. If significant changes are made to a component of the selected remedy, the changes will need to be presented in an Explanation of Significant Differences document. The sections which follow describe recommendations that recently have been implemented and recommendations which are proposed for future consideration.

Implemented Recommendations

Detailed information pertaining to the implemented recommendations which follow has been presented in previous monitoring reports. The final disposition of past recommendations is presented here to update information regarding the monitoring program. The intent of this report and future reports is to provide a thorough description of proposed recommendations and a brief listing of implemented actions.

Survey Coordinates

A select number of monitoring wells and all recovery wells were field verified using a global positioning system (GPS). Although only accurate to within roughly a meter, the GPS system was employed to verify that the original survey coordinates were correct. As a result of the field verification, survey coordinates of three suspect monitoring wells were updated. In addition to monitoring and recovery wells, a limited amount of supplemental survey information was also obtained from the site. During the period from 1992 through 1996 several new structures, unimproved roads, utilities, and fences were added to the study area. The GPS system was employed to supplement existing survey information with the significant changes that have occurred.

Well Security and Aesthetics

The bollards and well casings of several monitoring wells were painted during January 1998 with a weather resistant paint. The bollards and protective casings of several wells had developed peeling paint and rust. In addition, a number of padlocks used to secure the protective covers were either missing or no longer functioned properly. New padlocks that operate with a universal key were also be installed, as needed.

Recovery Well Sampling

During the most recent sampling initiative, discrete groundwater samples were obtained from each shallow and deep recovery well. A permanent sampling port, capable of limiting the flow of groundwater from the pressurized system, was installed in order to obtain representative samples. Groundwater samples will now be obtained at quarterly and submitted for volatile organic analyses only. Contaminant concentrations in groundwater extracted from each recovery well then be determined, providing a measure of recovery well efficiency.

Proposed Recommendations

Based upon the observations and findings presented within this quarterly report and previous quarterly reports, the following recommendations are provided.

Modify Sample Analyses

Groundwater samples obtained from Sites 6 and 82 are currently submitted for metal, suspended solid, and dissolved solid analyses. And although a few select metals and dissolved solids have been detected at concentrations that exceed either the NCWQS or the MCL, the analyses are not required to monitor the nature, migration, or persistence of VOCs in groundwater. In addition, there is no history or evidence to suggest that metal disposal activities have occurred at Site 6.

As documented in this and previous monitoring reports, groundwater in the northern portion of Site 6 and over a majority of Site 82 is contaminated with VOCs. Since July 1996, the on-site treatment system has extracted and treated an average of nearly 10 million gallons of contaminated groundwater a month. In contrast, the metals aluminum, iron, and manganese have been detected among a vast majority of groundwater samples obtained throughout MCB, Camp Lejeune at concentrations exceeding applicable drinking water standards. The concentrations are, however, indicative of natural site conditions. In addition, the nearest raw water supply well is nearly 8 tenths of a mile to the north of Sites 6 and 82.

As presented in Table 9, aluminum and iron have frequently been detected during the past three sampling initiatives at concentrations exceeding the NCWQS or secondary MCL. However, soils found within the coastal plain of North Carolina are naturally rich in metals, particularly iron and manganese. The observed concentrations of iron and manganese, and to a lesser extent aluminum, in groundwater samples are due more to geologic conditions (i.e., naturally occurring metals bound to unconsolidated soil particles) and sample acquisition methods than to mobile metal concentrations in the aquifer. The metals detected among groundwater samples obtained from Sites 6 and 82 are indicative of naturally occurring metals in the presence of acidic soils. Based upon this information and analytical data obtained during previous investigations, it is recommended that metals, suspended solid, and dissolved solid analyses be eliminated from the monitoring program.

Modify Sampling Scheme

As presented in this and previous monitoring reports, one primary area of groundwater contamination within Site 82 has been identified and is actively undergoing treatment. Based upon analytical data accumulated during the three consecutive sampling initiatives, a number of adjustments to the monitoring program are recommended. The adjustments are intended to limit

future data requirements, in support of the selected remedial alternative, to only those that are the most pertinent and necessary.

Based upon analytical data accumulated during the four sampling initiatives, it is recommended that monitoring wells GW02DW, GW21, GW30DW, and GW40DWA be eliminated from the monitoring program. No VOCs have been detected among samples obtained from the five monitoring wells during three consecutive sampling events. A fourth set of data will also be evaluated to confirm the lack of VOCs among samples obtained from these monitoring wells.

Based upon the relative locations and total depths of nine deep monitoring wells, it is recommended that a sampling frequency modification be initiated. Monitoring wells GW01DA, GW01DB, MW03D, GW15D, GW27DA, GW36D, GW35D, GW38D, and GW40DW are situated either below or adjacent to known groundwater contamination. However, very low concentrations or no VOCs have been detected among samples obtained from these wells during the monitoring program. It is therefore recommended that the frequency of sample collection from the wells be reduced from quarterly (i.e., four times per year) to annual (i.e., once per year).

Install New and Replacement Shallow Monitoring Wells

Monitoring well GW16, along with two nearby monitoring wells, was abandoned prior to commencement of a construction project between Lots 201 and 203. As indicated in this and previous monitoring reports, groundwater samples obtained from GW16 have exhibited total VOCs at concentrations greater than 1,000 µg/L during previous sampling initiatives. It is therefore recommended that upon completion of the construction project, monitoring well GW16 be replaced. During the interim, no groundwater samples will be submitted for laboratory analyses from this portion of the site. There are no plans to replace the other two monitoring wells that were also abandoned.

It is recommended that three additional shallow monitoring wells be installed to more accurately define the horizontal extent of shallow groundwater contamination in the central portion of Site 82. The shallow groundwater contaminant plume depicted in Figure 4 is based upon positive VOC detections that are separated by over 1,000 feet. Based upon the size and position of the deep groundwater plume, it has been assumed that the shallow groundwater plume encompasses the central portion of Site 82. A closer spacing of monitoring wells will provide a more accurate estimate of shallow plume geometry.

REFERENCES

Baker Environmental, Inc. (Baker). September 1993. Record of Decision for Operable Unit No. 2 (Sites 6, 9, and 82). Final. Prepared for the Navy Atlantic Division Naval Facilities Engineering Command, Norfolk, Virginia.

Baker Environmental, Inc. (Baker). December 1996. Long-Term Monitoring Work Plans for Remedial Investigation Sites. Prepared for the Navy Atlantic Division Naval Facilities Engineering Command, Norfolk, Virginia.

TABLES

TABLE 1

**SUMMARY OF WELL CONSTRUCTION DETAILS
OPERABLE UNIT NO. 2 - SITES 6 AND 82
MONITORING AND O&M SUPPORT, CTO-0367
MCB, CAMP LEJEUNE, NORTH CAROLINA**

Well No.	Date Installed	Top of Casing Elevation (feet, msl)	Ground Surface Elevation (feet, msl)	Boring Depth (feet, bgs)	Well Depth (feet, bgs)	Screen Interval Depth (feet, bgs)	Depth to Sand Pack (feet, bgs)	Depth to Bentonite (feet, bgs)	Stick-Up (feet, ags)
06-GW01	10-21-86	35.18	32.7	25	25	5.0 - 25.0	3.0	2.0	2.48
06-GW01D	11-07-92	35.31	32.8	117	113	102.7 - 111.7	99.5	96.0	2.51
06-GW01DA	04-03-93	35.23	32.7	230	230	220.0 - 230.0	215.0	190.0	2.53
06-GW01DB	09-10-93	NA	NA	263	262	247.0 - 262.0	240.0	234.0	2.50
06-GW02DW	11-07-92	37.61	35.1	122	122	108.1 - 118.1	105.0	101.0	2.51
06-GW03	10-24-86	31.32	28.8	26	25	5.0 - 25.5	3.0	2.0	2.52
06-MW03D	03-31-93	35.18	34.2	202	118	97.6 - 117.6	94.0	898.0	0.98
06-GW15D	04-06-93	28.0	25.2	160	155	145.0 - 155.0	141.0	139.0	2.80
06-GW16	11-07-92	27.63	24.9	20	20	5.4 - 19.8	3.0	1.6	2.73
06-GW17	09-25-92	28.10	25.7	19	18	2.3 - 17.1	1.5	0.5	2.40
06-GW21	09-24-92	30.30	27.9	24	23	8.0 - 22.0	6.0	4.5	2.40
06-GW27DW	10-12-92	24.47	22.5	112	110	100.1 - 109.1	97.0	94.5	1.97
06-GW27DA	08-13-93	NA	NA	236	236	226.0 - 236.0	224.0	100.0	2.5
06-GW28	10-10-92	30.20	27.6	33	32	17.5 - 31.7	15.0	13.3	2.60
06-GW28DW	10-20-92	31.74	28.7	115	115	104.7 - 113.6	99.0	95.0	3.04
06-GW30	11-07-92	12.60	9.9	21	20	5.3 - 19.7	3.0	1.5	2.70
06-GW30DW	03-04-93	11.90	9.9	162	100	89.6 - 99.6	83.0	76.5	2.00
06-GW32	04-01-93	21.79	19.6	27	27	11.0 - 26.0	10.0	7.0	2.19
06-GW33	04-01-93	22.42	20.0	22	22	6.0 - 21.0	4.5	3.0	2.42
06-GW34	03-05-93	32.01	29.0	36	35	19.0 - 34.0	17.5	15.0	3.01
06-GW35D	03-07-93	14.29	12.0	201	105	95.0 - 105.0	90.0	87.0	2.29
06-GW36D	04-01-93	17.61	15.6	202	95	75.0 - 95.0	66.0	62.0	2.01
06-GW37D	04-01-93	15.96	14.0	112	95	75.0 - 95.0	73.0	70.0	1.96

TABLE 1 (Continued)

SUMMARY OF WELL CONSTRUCTION DETAILS
 OPERABLE UNIT NO. 2 - SITES 6 AND 82
 MONITORING AND O&M SUPPORT, CTO-0367
 MCB, CAMP LEJEUNE, NORTH CAROLINA

Well No.	Date Installed	Top of Casing Elevation (feet, msl)	Ground Surface Elevation (feet, msl)	Boring Depth (feet, bgs)	Well Depth (feet, bgs)	Screen Interval Depth (feet, bgs)	Depth to Sand Pack (feet, bgs)	Depth to Bentonite (feet, bgs)	Stick-Up (feet, ags)
06-GW38D	08-28-93	NA	NA	277	275	255.0 - 275.0	253.0	248.0	2.50
06-GW40DW	12-06-94	NA	NA	120	116	100.0 - 115.0	92.0	87.0	2.50
06-GW40DWA	12-04-94	NA	NA	250	246	230.0 - 245.0	225.0	198.0	2.50
82-MW02	06-17-91	6.28	3.71	13	13	3.0 - 13.0	2.0	2.0	2.57
82-MW03	06-18-91	24.57	21.98	22	21	11.0 - 21.0	9.0	7.0	2.59

Notes:

- ags = above ground surface
- bgs = below ground surface
- msl = mean sea level
- NA = Information not available

TABLE 2

**SUMMARY OF GROUNDWATER FIELD PARAMETERS
OPERABLE UNIT NO. 2 - SITES 6 AND 82
MONITORING AND O&M SUPPORT, CTO-0367
MCB, CAMP LEJEUNE, NORTH CAROLINA**

Well Number (Sample Date)	Measuring Time	Well Volumes	Field Parameters				
			Dissolved Oxygen (mg/L)	Specific Conductance (μ mhos/cm)	Temperature ($^{\circ}$ C)	pH (S.U.)	Turbidity (N.T.U.)
06-GW01 (04/16/98)	1711	1.0	5.2	321	17.4	6.90	4.5
	1721	2.0	4.5	314	17.9	6.91	3.6
	1731	3.0	5.3	318	17.3	6.93	2.0
06-GW01D (04/16/98)	1200	1.0	0.7	614	20.3	6.92	2.4
	1230	1.5	0.5	606	20.6	6.99	2.8
	1320	2.0	0.6	609	20.0	7.00	2.5
	1345	2.5	0.8	610	19.8	6.91	2.5
	1410	3.0	0.60	605	19.9	6.95	6.4
06-GW01DA (04/16/98)	1614	1.0	0.4	315	20.6	8.00	4.6
	1625	1.5	0.6	308	19.9	7.65	4.0
	1637	2.0	0.9	308	19.9	7.58	2.7
	1653	2.5	0.6	306	19.7	7.52	3.4
	1709	3.0	0.8	308	19.6	7.54	2.4
06-GW01DB (04/17/98)	0806	1.0	1.0	1175	19.8	7.71	2.0
	0816	1.5	0.8	1158	19.7	8.11	0.1
	0834	2.0	1.0	1163	19.7	8.04	2.4
	0848	2.5	0.6	1168	19.7	8.14	1.6
	0909	3.0	0.8	1171	19.8	8.24	2.5
06-GW02DW (04/18/98)	1355	1.0	1.0	265	18.5	8.08	6.4
	1420	1.5	0.3	266	18.5	7.84	8.8
	1446	2.0	0.8	268	18.6	7.81	5.5
	1502	2.5	1.2	269	18.7	7.78	4.0
	1520	3.0	1.0	265	18.7	7.83	3.1
06-GW03 (04/17/98)	1151	1.0	4.3	269	17.0	5.47	7.8
	1204	2.0	4.3	226	17.0	5.52	4.2
	1220	3.0	4.5	228	17.0	5.44	2.4
06-MW03D (04/19/98)	0840	1.0	0.8	229	18.1	7.94	8.9
	0900	1.5	0.8	227	18.1	7.84	8.1
	0920	2.0	1.2	228	18.2	7.84	5.9
	0940	2.5	0.9	225	18.3	7.83	3.1
	1000	3.0	1.3	229.6	18.3	7.80	3.2
06-GW15D (04/18/98)	1132	1.0	0.5	198	18.5	6.33	1.9
	1145	1.5	0.5	192	18.6	6.21	1.1
	1200	2.0	0.5	194	18.6	6.30	1.1
	1213	2.5	0.8	193	18.6	6.50	0.9
	1223	3.0	0.5	195	18.6	6.56	0.8

TABLE 2 (Continued)

SUMMARY OF GROUNDWATER FIELD PARAMETERS
 OPERABLE UNIT NO. 2 - SITES 6 AND 82
 MONITORING AND O&M SUPPORT, CTO-0367
 MCB, CAMP LEJEUNE, NORTH CAROLINA

Well Number (Sample Date)	Measuring Time	Well Volumes	Field Parameters				
			Dissolved Oxygen (mg/L)	Specific Conductance (µmhos/cm)	Temperature (°C)	pH (S.U.)	Turbidity (N.T.U.)
06-GW17 (04/17/98)	0822	1.0	2.0	317	16.8	6.95	13
	0837	1.5	2.1	323	16.4	6.92	11
	0853	2.0	1.8	318	16.3	6.92	14
	0907	2.5	1.8	313	16.5	6.84	15
	0918	3.0	1.4	306	16.3	6.83	12
06-GW21 (04/18/98)	0920	1.0	3.7	76	16.9	4.99	8.2
	0930	1.5	4.3	76	17.0	5.08	7.6
	0940	2.0	4.1	78	17.1	5.13	6.2
	0950	2.5	4.0	80	17.2	5.12	5.6
	1000	3.0	3.9	82	17.0	5.12	4.8
06-GW27DA (04/15/98)	1506	1.0	1.5	685	21.6	9.29	11
	1541	1.5	1.6	625	20.9	9.21	6.8
	1627	2.0	1.6	687	20.9	9.30	2.9
	1709	2.5	1.5	707	21.0	9.31	1.7
	1752	3.0	1.5	689	20.9	9.23	1.6
06-GW27DW (04/16/98)	0815	1.0	1.1	293	18.5	7.88	1.8
	0825	1.5	0.7	395	18.5	8.16	1.6
	0843	2.0	0.8	301	18.6	8.14	2.1
	0910	2.5	0.8	301	18.6	8.07	1.2
	0926	3.0	0.6	300	18.6	8.10	3.2
06-GW28 (04/18/98)	0915	1.0	6.5	98	16.7	5.50	1.5
	0934	1.5	6.5	98	16.7	5.44	1.5
	0956	2.0	6.0	97	16.6	5.05	0.9
	1013	2.5	6.2	96	16.5	5.02	0.1
	1031	3.0	6.1	97	16.5	5.07	1.3
06-GW28DW (04/18/98)	0838	1.0	0.4	244	18.6	6.98	8.3
	0855	1.5	0.5	251	18.4	6.93	4.6
	0912	2.0	0.8	250	18.2	6.94	1.5
	0929	2.5	1.0	258	18.4	7.03	1.5
	0946	3.0	0.9	256	18.4	6.87	1.2
06-GW30 (4/18/98)	1517	1.0	3.6	183	16.6	5.34	4.3
	1524	1.5	3.3	175	16.4	5.48	2.6
	1535	2.0	2.8	174	16.5	5.56	1.3
	1548	2.5	3.0	180	16.5	5.55	1.1
	1559	3.0	3.1	182	16.5	5.58	1.1

TABLE 2 (Continued)

SUMMARY OF GROUNDWATER FIELD PARAMETERS
 OPERABLE UNIT NO. 2 - SITES 6 AND 82
 MONITORING AND O&M SUPPORT, CTO-0367
 MCB, CAMP LEJEUNE, NORTH CAROLINA

Well Number (Sample Date)	Measuring Time	Well Volumes	Field Parameters				
			Dissolved Oxygen (mg/L)	Specific Conductance (μ mhos/cm)	Temperature ($^{\circ}$ C)	pH (S.U.)	Turbidity (N.T.U.)
06-GW30D (04/18/98)	1641	1.0	2.0	295	18.2	7.90	3.5
	1701	1.5	1.0	291	17.8	7.51	3.0
	1712	2.0	1.2	290	17.7	7.57	1.9
	1727	2.5	0.8	289	17.6	7.59	1.9
	1738	3.0	1.0	288	17.7	7.56	1.9
06-GW32 (04/16/98)	0857	1.0	6.5	88	16.4	5.75	1.0
	0910	2.0	6.5	88	16.5	5.68	0.8
	0921	3.0	6.5	85	16.4	5.67	0.5
06-GW33 (04/15/98)	1707	1.0	4.6	86	15.9	4.15	3.9
	1715	2.0	4.1	86	15.7	4.13	17
	1724	3.0	4.0	86	15.9	4.12	4.2
	1735	4.0	3.7	87	16.0	4.14	1.4
06-GW34 (04/16/98)	1304	1.0	3.0	236	18.8	4.75	0.7
	1321	2.0	3.2	239	18.4	4.76	0.6
	1339	3.0	3.2	239	18.7	4.73	1.0
06-GW35D (04/19/98)	1020	1.0	2.0	351	18.3	6.97	2.5
	1040	1.5	1.9	345	17.7	7.23	2.4
	1101	2.0	1.3	344	18.3	7.25	3.3
	1124	2.5	1.3	343	18.4	7.26	0.9
	1142	3.0	1.3	343	18.4	7.28	3.6
06-GW36D (04/19/98)	1449	1.0	1.8	309	18.3	7.09	1.8
	1508	1.5	2.0	306	18.3	7.31	1.0
	1528	2.0	2.1	306	18.3	7.30	1.1
	1548	2.5	2.0	304	18.3	7.30	1.2
	1610	3.0	1.9	303	18.2	7.32	1.1
06-GW37D (04/19/98)	1130	1.0	1.30	226	20.8	8.07	2.7
	1145	1.5	1.3	227	20.3	7.96	2.4
	1200	2.0	0.9	226	20.4	7.92	1.9
	1215	2.5	0.8	228	19.9	8.01	1.1
	1230	3.0	0.8	228	19.8	8.00	0.9
06-GW38D (04/17/98)	1114	1.0	0.6	840	19.9	8.70	3.3
	1143	1.5	0.8	835	20.2	8.47	4.2
	1212	2.0	0.8	829	19.9	8.47	1.5
	1235	2.5	0.8	816	20.2	8.46	1.2
	1300	3.0	0.6	836	20.2	8.49	1.4

TABLE 2 (Continued)

**SUMMARY OF GROUNDWATER FIELD PARAMETERS
OPERABLE UNIT NO. 2 - SITES 6 AND 82
MONITORING AND O&M SUPPORT, CTO-0367
MCB, CAMP LEJEUNE, NORTH CAROLINA**

Well Number (Sample Date)	Measuring Time	Well Volumes	Field Parameters				
			Dissolved Oxygen (mg/L)	Specific Conductance (μ mhos/cm)	Temperature ($^{\circ}$ C)	pH (S.U.)	Turbidity (N.T.U.)
06-GW40DW (04/17/98)	1637	1.0	1.0	329	18.1	7.29	5.0
	1650	1.5	1.0	314	18.1	7.38	3.8
	1703	2.0	0.8	294	18.0	7.33	2.3
	1716	2.5	0.6	328	18.0	7.35	1.3
	1729	3.0	1.0	323	17.9	7.37	1.2
06-GW40DWA (04/17/98)	1542	1.0	1.4	2597	20.2	7.86	10
	1603	1.5	1.2	2589	19.9	7.90	105
	1624	2.0	0.8	2577	19.6	7.84	70
	1645	2.5	1.5	2490	19.5	7.96	40
	1706	3.0	0.5	2507	19.7	7.93	23
	1727	3.5	0.5	2536	19.7	7.94	21
06-82MW02 (04/18/98)	1643	1.0	3.2	697	15.8	5.82	11
	1654	2.0	3.1	698	15.5	5.91	2.5
	1705	3.0	3.1	703	15.5	5.93	0.9
06-82MW03 (04/15/98)	1512	1.0	4.0	121	16.4	4.66	2.4
	1517	2.0	4.0	117	16.4	4.59	2.3
	1522	3.0	4.0	122	16.4	4.49	2.3
	1527	4.0	4.0	125	16.5	4.53	1.1
06-SRW01 (04/22/98)	1745	1.0	2.9	175	18.5	0.8	NA
06-SRW02 (04/22/98)	1720	1.0	2.8	257	18.8	2.0	NA
06-SRW03 (04/22/98)	1650	1.0	4.4	280	17.3	8.7	NA
06-SRW04 (04/22/98)	0855	1.0	2.0	247	18.7	2.1	NA
06-SRW05 (04/22/98)	0925	1.0	2.7	287	16.8	1.0	NA
06-DRW01 (04/17/98)	1655	1.0	6.1	383	18.6	6.46	0.2
	1700	2.0	5.4	387	18.5	6.42	0.1
	1705	3.0	5.1	384	18.5	6.44	0.1
06-DRW02 (04/16/98)	1137	1.0	1.3	411	18.4	7.38	0.2
	1140	2.0	1.9	412	18.3	7.39	0.1
	1144	3.0	1.5	411	18.2	7.39	0.0
06-DRW03 (04/16/98)	0756	1.0	1.0	385	18.3	6.80	0.4
	0801	2.0	1.0	378	18.2	6.88	0.2
	0806	3.0	1.0	382	18.3	6.91	0.5

TABLE 2 (Continued)

**SUMMARY OF GROUNDWATER FIELD PARAMETERS
OPERABLE UNIT NO. 2 - SITES 6 AND 82
MONITORING AND O&M SUPPORT, CTO-0367
MCB, CAMP LEJEUNE, NORTH CAROLINA**

Well Number (Sample Date)	Measuring Time	Well Volumes	Field Parameters				
			Dissolved Oxygen (mg/L)	Specific Conductance (µmhos/cm)	Temperature (°C)	pH (S.U.)	Turbidity (N.T.U.)
06-DRW04 (04/16/98)	1209	1.0	2.0	334	18.7	7.38	0.5
	1212	2.0	1.8	334	18.4	7.58	0.2
	1215	3.0	1.8	334	18.4	7.64	0.2

Notes:

- °C = Degrees Centigrade
- S.U. = Standard Units
- mg/L = milligrams per liter
- µmhos/cm = micro ohms per centimeter
- ppt = Parts per Thousand
- N.T.U. = Nephelometric Turbidity Units
- mV = millivolt
- NA = Not Analyzed

TABLE 3

**GROUNDWATER SAMPLING SUMMARY
OPERABLE UNIT NO. 2 - SITES 6 AND 82
MONITORING AND O&M SUPPORT, CTO-0367
MCB, CAMP LEJEUNE, NORTH CAROLINA**

Location	Media	TCL Volatiles ⁽¹⁾	CLP Metals ⁽²⁾	Total Dissolved Solids ⁽³⁾	Total Suspended Solids ⁽³⁾	Laboratory Sample Identification
06-GW01	GW	X	X	X	X	IR06-GW01-98B
06-GW01D	GW	X	X	X	X	IR06-GW01D-98B
06-GW01DA	GW	X	X	X	X	IR06-GW01DA-98B
06-GW01DB	GW	X	X	X	X	IR06-GW01DB-98B
06-GW02DW	GW	X	X	X	X	IR06-GW02DW-98B
06-GW03	GW	X	X	X	X	IR06-GW03-98B
06-MW03D	GW	X	X	X	X	IR06-GW03D-98B
06-GW15D	GW	X	X	X	X	IR06-GW15D-98B
06-GW16	GW	X	X	X	X	IR06-GW16-98B
06-GW17	GW	X	X	X	X	IR06-GW17-98B
06-GW21	GW	X	X	X	X	IR06-GW21-98B
06-GW27DW	GW	X	X	X	X	IR06-GW27DW-98B
06-GW27DA	GW	X	X	X	X	IR06-GW27DA-98B
06-GW28S	GW	X	X	X	X	IR06-GW28S-98B
06-GW28DW	GW	X	X	X	X	IR06-GW28DW-98B
06-GW30	GW	X	X	X	X	IR06-GW30-98B
06-GW30DW	GW	X	X	X	X	IR06-GW30DW-98B
06-GW32	GW	X	X	X	X	IR06-GW32-98B
06-GW33	GW	X	X	X	X	IR06-GW33-98B
06-GW34	GW	X	X	X	X	IR06-GW34-98B
06-GW35D	GW	X	X	X	X	IR06-GW35D-98B
06-GW36D	GW	X	X	X	X	IR06-GW36D-98B
06-GW37D	GW	X	X	X	X	IR06-GW37D-98B
06-GW38D	GW	X	X	X	X	IR06-GW38D-98B
06-GW40DW	GW	X	X	X	X	IR06-GW40DW-98B
06-GW40DWA	GW	X	X	X	X	IR06-GW40DWA-98B
82-MW02	GW	X	X	X	X	IR06-82GW02-98B
82-MW03	GW	X	X	X	X	IR06-82GW03-98B

**TABLE 3
(continued)**

**GROUNDWATER SAMPLING SUMMARY
OPERABLE UNIT NO. 2 - SITES 6 AND 82
MONITORING AND O&M SUPPORT, CTO-0367
MCB, CAMP LEJEUNE, NORTH CAROLINA**

Location	Media	TCL Volatiles ⁽¹⁾	CLP Metals ⁽²⁾	Total Dissolved Solids ⁽³⁾	Total Suspended Solids ⁽³⁾	Laboratory Sample Identification
06-SRW01	GW	X				IR06-SRW01-98B
06-SRW02	GW	X				IR06-SRW02-98B
06-SRW03	GW	X				IR06-SRW03-98B
06-SRW04	GW	X				IR06-SRW04-98B
06-SRW05	GW	X				IR06-SRW05-98B
06-DRW01	GW	X				IR06-DRW01-98B
06-DRW02	GW	X				IR06-DRW02-98B
06-DRW03	GW	X				IR06-DRW03-98B
06-DRW04	GW	X				IR06-DRW04-98B

Notes:

- ⁽¹⁾ Target Compound List Volatiles by U.S. Environmental Protection Agency (EPA) Method 8260A.
- ⁽²⁾ Metals by U.S. Environmental Protection Agency, Contract Laboratory Protocol, Statement of Work, Document Number ILM03.0.
- ⁽³⁾ Total Suspended and Dissolved Solids by Solid Waste Method 160.1 and 160.2.

X = Requested analysis

GW = Groundwater

TABLE 4

**SUMMARY OF WATER LEVEL MEASUREMENTS
OPERABLE UNIT NO. 2 - SITES 6 AND 82
MONITORING AND O&M SUPPORT, CTO-0367
MCB, CAMP LEJEUNE, NORTH CAROLINA**

Well ID	Reference Elevation ⁽¹⁾	SWE 08/05/97	SWE 10/29/97	SWE 01/23/98	SWL 04/19/98	SWE 04/19/98
06-GW01	35.18	13.83	NA	14.90	17.14	18.04
06-GW01D	35.31	6.55	3.41	4.40	29.32	5.99
06-GW01DA	35.23	5.68	3.73	4.71	28.92	6.31
06-GW02D	37.61	15.04	NA	15.79	20.62	16.99
06-GW03	31.32	14.27	13.88	15.33	13.88	17.44
06-GW04	27.99	20.66	20.07	22.09	5.25	22.74
06-GW06	26.74	19.79	19.29	21.90	4.74	22.00
06-GW07	17.83	12.75	12.39	14.39	3.65	14.18
06-GW07DW	20.08	12.73	12.52	14.38	5.42	14.66
06-GW08	22.35	15.93	15.63	18.29	4.18	18.17
06-GW11	35.05	18.47	15.23	16.02	17.54	17.51
06-GW12	18.29	13.04	12.85	14.55	4.02	14.27
06-GW13	20.10	13.94	13.79	16.28	4.01	16.09
06-GW15D	28.00	7.83	6.24	7.32	19.29	8.71
06-GW16	27.63	20.33	20.29	NA	NA	NA
06-GW17	28.10	20.75	20.22	23.10	5.10	23.00
06-GW21	30.30	17.09	16.78	18.24	11.30	19.00
06-GW23	26.96	19.36	18.75	20.69	5.38	21.58
06-GW26	23.66	12.21	11.97	12.88	9.64	14.02
06-GW27DW	24.47	1.67	0.02	2.83	22.08	2.39
06-GW28	30.20	6.64	5.93	7.82	19.57	10.63
06-GW28DW	31.74	4.2	-0.89	0.34	29.81	1.93
06-GW30	12.60	6.29	6.54	8.10	4.61	7.99
06-GW30DW	11.90	9.13	7.54	8.54	1.12	10.78
06-GW31	30.26	19.08	18.39	17.33	11.88	18.38
06-GW32	21.79	4.16	3.94	5.39	15.22	6.57
06-GW33	22.42	10.12	9.58	11.67	7.64	14.78
06-GW34	32.01	10.53	9.96	11.99	17.64	14.37
06-GW35D	14.29	4.67	4.32	4.70	8.63	5.66
06-GW36D	17.61	7.63	6.79	7.81	7.95	9.66
06-GW37D	15.96	5.59	5.22	5.76	8.40	7.56
06-GW38D	31.89	8.6	8.66	8.82	20.60	11.29
06-GW40DW	19.07	2.7	0.76	1.71	15.63	3.44

TABLE 4 (Continued)

SUMMARY OF WATER LEVEL MEASUREMENTS
OPERABLE UNIT NO. 2 - SITES 6 AND 82
MONITORING AND O&M SUPPORT, CTO-0367
MCB, CAMP LEJEUNE, NORTH CAROLINA

Well ID	Reference Elevation ⁽¹⁾	SWE 08/05/97	SWE 10/29/97	SWE 01/23/98	SWL 04/19/98	SWE 04/19/98
06-GW40DWA	28.26	12.87	11.36	11.95	14.34	13.92
06-MW03	31.32	25.19	14.42	26.61	4.32	27.00
06-MW03D	35.18	13.69	13.04	14.55	18.36	16.82
82-MW02	6.03	0.68	1.23	1.87	5.81	0.22
82-MW03	24.31	7.8	7.41	9.61	12.22	12.09

Notes:

⁽¹⁾ Top of well casing expressed in feet above mean sea level

SWL = Static water level taken from top of well casing.

SWE = Static water elevation expressed in feet above mean sea level.

NS = Not surveyed

NA = Not applicable or data not available.

TABLE 5
TRIP BLANK ANALYTICAL RESULTS
OPERABLE UNIT NO. 2 - SITES 6 AND 82
MONITORING AND O&M SUPPORT, CTO-0367
MCB, CAMP LEJEUNE, NORTH CAROLINA

SAMPLE ID	IR06-TB01-98B	IR06-TB02-98B	IR06-TB03-98B	IR06-TB04-98B	IR06-TB05-98B
DATE SAMPLED	04/15/98	04/16/98	04/17/98	04/18/98	04/22/98
VOLATILES (ug/L)					
1,1,1-Trichloroethane	5 U	5 U	5 U	5 U	5 U
1,1,2,2-Tetrachloroethane	5 U	5 U	5 U	5 U	5 U
1,1,2-Trichloroethane	5 U	5 U	5 U	5 U	5 U
1,1-Dichloroethane	5 U	5 U	5 U	5 U	5 U
1,1-Dichloroethene	5 U	5 U	5 U	5 U	5 U
1,2-Dichloroethane	5 U	5 U	5 U	5 U	5 U
1,2-Dichloroethene (total)	5 U	5 U	5 U	5 U	5 U
1,2-Dichloropropane	5 U	5 U	5 U	5 U	5 U
2-Butanone	20 U	20 U	20 U	20 U	20 U
2-Hexanone	20 U	20 U	20 U	20 U	20 U
4-Methyl-2-pentanone	20 U	20 U	20 U	20 U	20 U
Acetone	20 U	20 U	8.5 J	20 U	20 U
Benzene	5 U	5 U	5 U	5 U	5 U
Bromodichloromethane	5 U	5 U	5 U	5 U	5 U
Bromoform	5 U	5 U	5 U	5 U	5 U
Bromomethane	10 U	10 U	10 U	10 U	10 U
Carbon disulfide	5 U	5 U	5 U	5 U	5 U
Carbon tetrachloride	5 U	5 U	5 U	5 U	5 U
Chlorobenzene	5 U	5 U	5 U	5 U	5 U
Chloroethane	10 U	10 U	10 U	10 U	10 U
Chloroform	5 U	5 U	5 U	5 U	5 U
Chloromethane	10 U	10 U	10 U	10 U	10 U
Dibromochloromethane	5 U	5 U	5 U	5 U	5 U
Ethylbenzene	5 U	5 U	5 U	5 U	5 U
Methylene chloride	1.3 JB	5 U	5 U	5 U	4.1 J
Styrene	5 U	5 U	5 U	5 U	5 U
Tetrachloroethene	5 U	5 U	5 U	5 U	5 U
Toluene	5 U	5 U	5 U	5 U	5 U
Trichloroethene	5 U	5 U	5 U	5 U	5 U
Vinyl chloride	10 U	10 U	10 U	10 U	10 U
Xylenes (total)	5 U	5 U	5 U	5 U	5 U
cis-1,3-Dichloropropene	5 U	5 U	5 U	5 U	5 U
trans-1,3-Dichloropropene	5 U	5 U	5 U	5 U	5 U

U = Not detected

J = Estimated Value

B = Detected in Blank

ug/L = Micrograms per liter

TABLE 6

SUMMARY OF GROUNDWATER ANALYTICAL RESULTS
OPERABLE UNIT NO. 2 - SITES 6 AND 82
MONITORING AND O&M SUPPORT, CTO-0367
MCB, CAMP LEJEUNE, NORTH CAROLINA

Fraction	Detected Contaminants or Analytes	Comparison Criteria		Concentration Range		Location of Maximum Detection	Detection Frequency	Detections Above	
		NCWQS	MCL	Min.	Max.			NCWQS	MCL
Volatile Organics	1,1,1-Trichloroethane	200	200	2.7 J	2.7 J	06-GW34	1/27	0	0
	1,1,2,2-Tetrachloroethane	NE	NE	7,000 D	7,000 D	06-GW34	1/27	NA	NA
	1,1,2-Trichloroethane	NE	5.0	38	38	06-GW34	1/27	NA	1
	1,1-Dichloroethene	7.0	7.0	8.4	8.4	06-GW27DW	1/27	1	1
	1,2-Dichloroethene (total) ⁽¹⁾	70	70	2.3 J	30,000	06-GW01D	6/27	5	5
	Benzene	1.0	5.0	5.3 J	5.3 J	06-GW37D	1/27	1	1
	Chlorobenzene	50	100	1.7 J	1.7 J	06-GW30DW	1/27	0	0
	Chloroform	0.19	100.0	0.87 J	2.6 J	06-GW34	3/27	3	0
	Tetrachloroethene	0.7	5.0	15 J	1,300 J	06-GW01D	3/27	3	3
	Trichloroethene	2.8	5.0	0.76 J	110,000 D	06-GW01D	14/27	8	6
	Vinyl Chloride	0.015	2.0	17 J	97	06-GW27DW	2/27	2	2
Total Metals	Aluminum	NE	200 ⁽²⁾	18.5 B	2,010	06-82GW03	22/27	NA	6
	Barium	2,000	2,000	2.7 B	99.3 B	06-GW34	25/27	0	0
	Cadmium	5.0	5.0	6.2	6.2	06-GW03	1/27	1	1
	Chromium	50	100	3.2 B	7.8 B	06-GW017	10/27	0	0
	Copper	1,000	1,300	1.8 B	18.2 B	06-GW01D	24/27	0	0
	Iron	300	300 ⁽²⁾	21.8 B	6,730	06-82GW02	26/27	15	15
	Lead	15	15	1.2 B	7.6	06-GW36D	5/27	0	0
	Manganese	50	50 ⁽²⁾	1.9 B	53.6	06-82GW03	24/27	2	2
	Mercury	1.1	2.0	0.14 B	0.14 B	06-GW01D	1/27	0	0
	Nickel	100	100	12.7 B	12.7 B	06-GW30	1/27	0	0
	Selenium	50	50	4.9 B	21.2	06-GW01	3/27	0	0
	Thallium ⁽³⁾	NE	2.0	3.9 B	4.6 B	06-GW03D	2/27	NA	2
	Zinc	2,100	5,000 ⁽²⁾	3.1 B	276	06-GW03	27/27	0	0

TABLE 6 (Continued)

**SUMMARY OF GROUNDWATER ANALYTICAL RESULTS
OPERABLE UNIT NO. 2 - SITES 6 AND 82
MONITORING AND O&M SUPPORT, CTO-0367
MCB, CAMP LEJEUNE, NORTH CAROLINA**

Fraction	Detected Contaminants or Analytes	Comparison Criteria		Concentration Range		Location of Maximum Detection	Detection Frequency	Detections Above	
		NCWQS	MCL	Min.	Max.			NCWQS	MCL
Wet Chemistry	Total Dissolved Solids	500	500 ⁽²⁾	47	1,400	06-GW40DWA	27/27	3	3
	Total Suspended Solids	NE	NE	4	7	06-GW40DWA	2/27	NA	NA

Notes:

Organic and Metal concentrations presented in micrograms per liter (µg/L) or parts per billion.

Wet chemistry concentrations presented in milligrams per liter (mg/L) or parts per million.

⁽¹⁾ Screening Standards for 1,2-Dichloroethene (total) from the lower isomer, cis-1,2-Dichloroethene.

⁽²⁾ Secondary Federal Maximum Contaminant Level (Refer to MCL Note Below).

B = Organics: Method Blank Contamination.
Inorganics: Estimated Result.

D = Sample Dilution Required

J = Estimated Value

MCL = Federal Maximum Contaminant Level. Maximum permissible level of a contaminant in water which is delivered users of public water systems (U.S. Environmental Protection Agency - Drinking Water Regulations and Health Advisories).

NA = Not Applicable

NCWQS = North Carolina Water Quality Standards (North Carolina Administrative Code, Title 15A, Subchapter 2L).

NE = Not Established

TABLE 7

POSITIVE DETECTIONS IN GROUNDWATER
 OPERABLE UNIT NO. 2 - SITES 6 AND 82
 MONITORING AND O&M SUPPORT, CTO-0367
 MCB, CAMP LEJEUNE, NORTH CAROLINA

SAMPLE ID	IR06-GW01-98B	IR06-GW01D-98B	06-GW01DA-98B	IR06-GW01DB-98B	IR06-GW02DW-98B	IR06-GW03-98B	IR06-GW03D-98B
DATE SAMPLED	04/16/98	04/16/98	04/16/98	04/17/98	04/18/98	04/17/98	04/19/98
VOLATILES (ug/L)							
1,1,1-Trichloroethane	5 U	2500 U	5 U	5 U	5 U	5 U	5 U
1,1,2,2-Tetrachloroethane	5 U	2500 U	5 U	5 U	5 U	5 U	5 U
1,1,2-Trichloroethane	5 U	2500 U	5 U	5 U	5 U	5 U	5 U
1,1-Dichloroethene	5 U	2500 U	5 U	5 U	5 U	5 U	5 U
1,2-Dichloroethene (total)	5 U	30000	2.3 J	5 U	5 U	5 U	5 U
Acetone	20 U	10000 U	20 U	20 U	20 U	20 U	20 U
Benzene	5 U	2500 U	5 U	5 U	5 U	5 U	5 U
Chlorobenzene	5 U	2500 U	5 U	5 U	5 U	5 U	5 U
Chloroform	5 U	2500 U	5 U	5 U	5 U	1.2 J	5 U
Methylene chloride	5 U	2500 U	5 U	5 U	5 U	5 U	5 U
Tetrachloroethene	5 U	1300 J	5 U	5 U	5 U	5 U	5 U
Trichloroethene	1.4 J	110000 D	13	7.5	5 U	0.76 J	5 U
Vinyl chloride	10 U	5000 U	10 U	10 U	10 U	10 U	10 U
TOTAL METALS (ug/L)							
Aluminum	27.6 B	21.6 B	200 U	87 B	58.3 B	28.5 B	86.9 B
Barium	29.4 B	28 B	2.7 B	200 U	5.9 B	37.1 B	6.5 B
Cadmium	5 U	5 U	5 U	5 U	5 U	6.2	5 U
Calcium	60300	131000	38200	4430 B	61200	39500	50100
Chromium	4.6 B	7.2 B	4.1 B	10 U	10 U	10 U	10 U
Copper	3.9 B	18.2 B	2.7 B	3 B	2.7 B	5.2 B	3.6 B
Iron	75.5 B	997	63.5 B	61.3 B	412	230	936
Lead	3 U	3 U	3 U	3 U	3 U	1.8 B	3 U

U = Not detected

B = Detected in Blank (organics) or estimated result (inorganics)

D = Sample dilution required

J = Estimated Result

ND = Not detected

ug/L = micrograms per liter

TABLE 7

POSITIVE DETECTIONS IN GROUNDWATER
 OPERABLE UNIT NO. 2 - SITES 6 AND 82
 MONITORING AND O&M SUPPORT, CTO-0367
 MCB, CAMP LEJEUNE, NORTH CAROLINA

SAMPLE ID	IR06-GW01-98B	IR06-GW01D-98B	06-GW01DA-98B	IR06-GW01DB-98B	IR06-GW02DW-98B	IR06-GW03-98B	IR06-GW03D-98B
DATE SAMPLED	04/16/98	04/16/98	04/16/98	04/17/98	04/18/98	04/17/98	04/19/98
TOTAL METALS (ug/L)							
Magnesium	3960 B	3150 B	3510 B	2650 B	1390 B	1860 B	1000 B
Manganese	15 U	36.4	15.2	15 U	7.1 B	7.1 B	22.3
Mercury	0.2 U	0.14 B	0.2 U	0.2 U	0.2 U	0.2 U	0.2 U
Nickel	40 U	40 U	40 U	40 U	40 U	40 U	40 U
Potassium	4760 B	1790 B	10300	13400	791 B	2490 B	797 B
Selenium	21.2	5 U	5 U	5 U	5 U	4.9 B	5 U
Sodium	6940	5930	26000	283000	3950 B	4750 B	3620 B
Thallium	10 U	10 U	10 U	10 U	10 U	10 U	4.6 B
Vanadium	18.7 B	25.7 B	14.2 B	50 U	9.8 B	8.1 B	11.4 B
Zinc	18.1 B	13.3 B	14.1 B	78.2	3.1 B	276	24.1
WET CHEMISTRY (mg/L)							
Total Dissolved Solids	200	400	190	700	170	140	150
Total Suspended Solids	4 U	4 U	4 U	4 U	4 U	4 U	4 U

U = Not detected

B = Detected in Blank (organics) or estimated result (inorganics)

D = Sample dilution required

J = Estimated Result

ND = Not detected

ug/L = micrograms per liter

mg/L = milligrams per liter

TABLE 7

POSITIVE DETECTIONS IN GROUNDWATER
 OPERABLE UNIT NO. 2 - SITES 6 AND 82
 MONITORING AND O&M SUPPORT, CTO-0367
 MCB, CAMP LEJEUNE, NORTH CAROLINA

SAMPLE ID	IR06-GW15D-98B	IR06-GW17-98B	IR06-GW21-98B	06-GW27DA-98B	06-GW27DW-98B	IR06-GW28-98B	IR06-GW28DW-98B
DATE SAMPLED	04/18/98	04/17/98	04/18/98	04/15/98	04/16/98	04/18/98	04/18/98
VOLATILES (ug/L)							
1,1,1-Trichloroethane	5 U	5 U	5 U	5 U	5 U	5 U	50 U
1,1,2,2-Tetrachloroethane	5 U	5 U	5 U	5 U	5 U	5 U	50 U
1,1,2-Trichloroethane	5 U	5 U	5 U	5 U	5 U	5 U	50 U
1,1-Dichloroethene	5 U	5 U	5 U	5 U	8.4	5 U	50 U
1,2-Dichloroethene (total)	5 U	5 U	5 U	5 U	4400 D	5 U	440
Acetone	6.9 J	20 U	11 J	20 U	20 U	7.7 J	74 J
Benzene	5 U	5 U	5 U	5 U	5 U	5 U	50 U
Chlorobenzene	5 U	5 U	5 U	5 U	5 U	5 U	50 U
Chloroform	5 U	5 U	5 U	5 U	5 U	5 U	50 U
Methylene chloride	5 U	5 U	5 U	5 U	5 U	5 U	50 U
Tetrachloroethene	5 U	5 U	5 U	5 U	5 U	5 U	15 J
Trichloroethene	5 U	2.3 J	5 U	5 U	3400 D	5 U	1200
Vinyl chloride	10 U	10 U	10 U	10 U	97	10 U	100 U
TOTAL METALS (ug/L)							
Aluminum	200 U	1510	734	182 B	200 U	134 B	18.5 B
Barium	3.1 B	8.9 B	29.3 B	3.8 B	7.4 B	32.6 B	6.6 B
Cadmium	5 U	5 U	5 U	5 U	5 U	5 U	5 U
Calcium	45700	60700	5600	6350	62900	1240 B	59000
Chromium	10 U	7.8 B	10 U	10 U	3.2 B	10 U	3.5 B
Copper	4.9 B	25 U	13.4 B	8.8 B	3.8 B	2.8 B	5 B
Iron	326	1360	143	95.4 B	559	100 U	685
Lead	3 U	3 U	3 U	3 U	3 U	3 U	3 U

U = Not detected

B = Detected in Blank (organics) or estimated result (inorganics)

D = Sample dilution required

J = Estimated Result

ND = Not detected

ug/L = micrograms per liter

TABLE 7

POSITIVE DETECTIONS IN GROUNDWATER
 OPERABLE UNIT NO. 2 - SITES 6 AND 82
 MONITORING AND O&M SUPPORT, CTO-0367
 MCB, CAMP LEJEUNE, NORTH CAROLINA

SAMPLE ID	IR06-GW15D-98B	IR06-GW17-98B	IR06-GW21-98B	06-GW27DA-98B	06-GW27DW-98B	IR06-GW28-98B	IR06-GW28DW-98B
DATE SAMPLED	04/18/98	04/17/98	04/18/98	04/15/98	04/16/98	04/18/98	04/18/98
TOTAL METALS (ug/L)							
Magnesium	972 B	1100 B	925 B	1060 B	1340 B	3040 B	1240 B
Manganese	10.3 B	5.5 B	7.1 B	1.9 B	9.9 B	2.9 B	13.1 B
Mercury	0.2 U	0.2 U	0.2 U	0.2 U	0.2 U	0.2 U	0.2 U
Nickel	40 U	40 U	40 U	40 U	40 U	40 U	40 U
Potassium	721 B	2670 B	851 B	9180	1120 B	1030 B	1080 B
Selenium	5 U	5 U	5 U	5 U	5 U	5 U	5 U
Sodium	3620 B	11200	6480	158000	4360 B	10100	5170
Thallium	10 U	10 U	10 U	10 U	3.9 B	10 U	10 U
Vanadium	15.5 B	16.1 B	50 U	6.5 B	14.9 B	50 U	15.9 B
Zinc	5.6 B	13.9 B	24.3	18.8 B	12.6 B	16.9 B	45.9
WET CHEMISTRY (mg/L)							
Total Dissolved Solids	120	270	62	420	180	74	180
Total Suspended Solids	4 U	4	4 U	4 U	4 U	4 U	4 U

U = Not detected

B = Detected in Blank (organics) or estimated result (inorganics)

D = Sample dilution required

J = Estimated Result

ND = Not detected

ug/L = micrograms per liter

mg/L = milligrams per liter

TABLE 7

POSITIVE DETECTIONS IN GROUNDWATER
 OPERABLE UNIT NO. 2 - SITES 6 AND 82
 MONITORING AND O&M SUPPORT, CTO-0367
 MCB, CAMP LEJEUNE, NORTH CAROLINA

SAMPLE ID	IR06-GW30-98B	06-GW30DW-98B	IR06-GW32-98B	IR06-GW33-98B	IR06-GW34-98B	IR06-GW35D-98B	IR06-GW36D-98B
DATE SAMPLED	04/18/98	04/18/98	04/16/98	04/15/98	04/16/98	04/19/98	04/19/98
VOLATILES (ug/L)							
1,1,1-Trichloroethane	5 U	5 U	5 U	5 U	2.7 J	5 U	5 U
1,1,2,2-Tetrachloroethane	5 U	5 U	5 U	5 U	7000 D	5 U	5 U
1,1,2-Trichloroethane	5 U	5 U	5 U	5 U	38	5 U	5 U
1,1-Dichloroethene	5 U	5 U	5 U	5 U	5 U	5 U	5 U
1,2-Dichloroethene (total)	5 U	5 U	5 U	5 U	130	5 U	5 U
Acetone	20 U	8.4 J	20 U	20 U	20 U	20 U	20 U
Benzene	5 U	5 U	5 U	5 U	5 U	5 U	5 U
Chlorobenzene	5 U	1.7 J	5 U	5 U	5 U	5 U	5 U
Chloroform	5 U	5 U	0.87 J	5 U	2.6 J	5 U	5 U
Methylene chloride	5 U	5 U	5 U	5 U	5 U	1.2 J	5 U
Tetrachloroethene	5 U	5 U	5 U	5 U	170 JD	5 U	5 U
Trichloroethene	5 U	5 U	1.3 J	0.96 J	250 D	5 U	5 U
Vinyl chloride	10 U	10 U	10 U	10 U	10 U	10 U	10 U
TOTAL METALS (ug/L)							
Aluminum	37.8 B	200 U	106 B	346	919	37.8 B	23.2 B
Barium	7.6 B	3 B	21.7 B	36.3 B	99.3 B	10.8 B	5.5 B
Cadmium	5 U	5 U	5 U	5 U	5 U	5 U	5 U
Calcium	21900	67800	4990 B	1370 B	7630	79400	69500
Chromium	10 U	10 U	10 U	10 U	10 U	10 U	3.8 B
Copper	2.4 B	25 U	2.7 B	4.5 B	7.8 B	25 U	4.1 B
Iron	278	1200	43.3 B	165	29.2 B	797	739
Lead	3 U	3 U	3 U	3 U	1.2 B	3 U	7.6

U = Not detected

B = Detected in Blank (organics) or estimated result (inorganics)

D = Sample dilution required

J = Estimated Result

ND = Not detected

ug/L = micrograms per liter

TABLE 7

POSITIVE DETECTIONS IN GROUNDWATER
 OPERABLE UNIT NO. 2 - SITES 6 AND 82
 MONITORING AND O&M SUPPORT, CTO-0367
 MCB, CAMP LEJEUNE, NORTH CAROLINA

SAMPLE ID	IR06-GW30-98B	06-GW30DW-98B	IR06-GW32-98B	IR06-GW33-98B	IR06-GW34-98B	IR06-GW35D-98B	IR06-GW36D-98B
DATE SAMPLED	04/18/98	04/18/98	04/16/98	04/15/98	04/16/98	04/19/98	04/19/98
TOTAL METALS (ug/L)							
Magnesium	1500 B	1480 B	2130 B	2320 B	8380	1850 B	1500 B
Manganese	18.2	33.4	5 B	8.1 B	31.5	31.3	33.6
Mercury	0.2 U	0.2 U	0.2 U	0.2 U	0.2 U	0.2 U	0.2 U
Nickel	12.7 B	40 U	40 U	40 U	40 U	40 U	40 U
Potassium	1180 B	5000 U	1110 B	651 B	11200	1040 B	1460 B
Selenium	5 U	5 U	5 U	5 U	20.6	5 U	5 U
Sodium	5940	5830	6860	8070	12900	7040	5360
Thallium	10 U	10 U	10 U	10 U	10 U	10 U	10 U
Vanadium	6.6 B	14.4 B	50 U	50 U	50 U	18.7 B	19 B
Zinc	70.7	4.3 B	44.7	87.3	98	9.4 B	10.3 B
WET CHEMISTRY (mg/L)							
Total Dissolved Solids	70	180	56	47	150	200	170
Total Suspended Solids	4 U	4 U	4 U	4 U	4 U	4 U	4 U

U = Not detected

B = Detected in Blank (organics) or estimated result (inorganics)

D = Sample dilution required

J = Estimated Result

ND = Not detected

ug/L = micrograms per liter

mg/L = milligrams per liter

TABLE 7

POSITIVE DETECTIONS IN GROUNDWATER
 OPERABLE UNIT NO. 2 - SITES 6 AND 82
 MONITORING AND O&M SUPPORT, CTO-0367
 MCB, CAMP LEJEUNE, NORTH CAROLINA

SAMPLE ID	IR06-GW37D-98B	IR06-GW38D-98B	IR06-GW40DW-98B	06-GW40DWA-98B	IR06-82GW02-98B	IR06-82GW03-98B
DATE SAMPLED	04/19/98	04/17/98	04/17/98	04/17/98	04/18/98	04/15/98
VOLATILES (ug/L)						
1,1,1-Trichloroethane	10 U	5 U	5 U	5 U	5 U	5 U
1,1,2,2-Tetrachloroethane	10 U	5 U	5 U	5 U	5 U	5 U
1,1,2-Trichloroethane	10 U	5 U	5 U	5 U	5 U	5 U
1,1-Dichloroethene	10 U	5 U	5 U	5 U	5 U	5 U
1,2-Dichloroethene (total)	210	5 U	5 U	5 U	5 U	5 U
Acetone	40 U	20 U	9.6 J	7.8 J	20 U	20 U
Benzene	5.3 J	5 U	5 U	5 U	5 U	5 U
Chlorobenzene	10 U	5 U	5 U	5 U	5 U	5 U
Chloroform	10 U	5 U	5 U	5 U	5 U	5 U
Methylene chloride	10 U	1 U	5 U	5 U	5 U	5 U
Tetrachloroethene	10 U	5 U	5 U	5 U	5 U	5 U
Trichloroethene	3.1 J	2.5 J	5 U	4.4 J	5 U	5 U
Vinyl chloride	17 J	10 U	10 U	10 U	10 U	10 U
TOTAL METALS (ug/L)						
Aluminum	36.9 B	41.5 B	200 U	292	149 B	2010
Barium	7.1 B	200 U	5.9 B	5.6 B	30.5 B	41.5 B
Cadmium	5 U	5 U	5 U	5 U	5 U	5 U
Calcium	50300	2960 B	63300	22900	97300	2160 B
Chromium	10 U	10 U	3.5 B	7.1 B	3.3 B	10 U
Copper	2.4 B	3.6 B	1.8 B	3 B	2.5 B	3.2 B
Iron	345	21.8 B	682	547	6730	550
Lead	3 U	3 U	3 U	2.1 B	3 U	1.7 B

U = Not detected

B = Detected in Blank (organics) or estimated result (inorganics)

D = Sample dilution required

J = Estimated Result

ND = Not detected

ug/L = micrograms per liter

TABLE 7

POSITIVE DETECTIONS IN GROUNDWATER
 OPERABLE UNIT NO. 2 - SITES 6 AND 82
 MONITORING AND O&M SUPPORT, CTO-0367
 MCB, CAMP LEJEUNE, NORTH CAROLINA

SAMPLE ID	IR06-GW37D-98B	IR06-GW38D-98B	IR06-GW40DW-98B	06-GW40DWA-98B	IR06-82GW02-98B	IR06-82GW03-98B
DATE SAMPLED	04/19/98	04/17/98	04/17/98	04/17/98	04/18/98	04/15/98
TOTAL METALS (ug/L)						
Magnesium	1130 B	1370 B	1380 B	11300	7130	3900 B
Manganese	7.7 B	15 U	15.6	10.5 B	50.4	53.6
Mercury	0.2 U	0.2 U	0.2 U	0.2 U	0.2 U	0.2 U
Nickel	40 U	40 U	40 U	40 U	40 U	40 U
Potassium	5000 U	10500	1030 B	25600	5000 U	795 B
Selenium	5 U	5 U	5 U	5 U	5 U	5 U
Sodium	4430 B	209000	4510 B	612000	58000	6210
Thallium	10 U	10 U	10 U	10 U	10 U	10 U
Vanadium	16.8 B	50 U	18.4 B	50 U	20.8 B	7.4 B
Zinc	145	32.5	24.1	29.3	5.5 B	44.6
WET CHEMISTRY (mg/L)						
Total Dissolved Solids	150	720	170	1400	450	71
Total Suspended Solids	4 U	4 U	4 U	7	4 U	4 U

U = Not detected

B = Detected in Blank (organics) or estimated result (inorganics)

D = Sample dilution required

J = Estimated Result

ND = Not detected

ug/L = micrograms per liter

mg/L = milligrams per liter

TABLE 8

VOLATILE ORGANICS IN GROUNDWATER
JULY 1997 - APRIL 1998
OPERABLE UNIT NO. 2 - SITES 6 AND 82
MONITORING AND O&M SUPPORT, CTO-0367
MCB, CAMP LEJEUNE, NORTH CAROLINA

Monitoring Well/ Volatile Organic Compound	MCL	NCWQS	July 1997	October 1997	January 1998	April 1998
06-GW01						
Tetrachloroethene	5.0	0.7	ND	12	2.8 J	ND
Trichloroethene	5.0	NE	ND	ND	ND	1.4 J
06-GW01D						
1,1-Dichloroethene	7.0	7.0	57	ND	ND	ND
1,2-Dichloroethene (total)	70	70	28,000	36,000	36,000	30,000
Tetrachloroethene	5.0	0.7	890	1,600	2,000 J	1,300 J
Trichloroethene	5.0	2.8	97,000	140,000	170,000	110,000 D
Vinyl chloride	2.0	0.015	320	520	ND	ND
06-GW01DA						
1,2-Dichloroethene (Total)	5.0	2.8	ND	ND	ND	2.3 J
Trichloroethene	5.0	NE	ND	ND	0.93 J	13
06-GW01DB						
Tetrachloroethene	5.0	0.7	ND	ND	1.0 J	ND
06-GW03						
1,2-Dichloroethene (total)	70	70	ND	1.5	4.6 J	ND
Chloroform	70	70	ND	ND	0.86 J	1.2 J
Tetrachloroethene	100	0.19	ND	ND	1.3 J	ND
Trichloroethene	5.0	0.7	ND	ND	ND	0.76 J
06-GW16						
Chlorobenzene	100	50	2,700	6,300	2,900	ND
1,1,2,2-Tetrachloroethane	NE	NE	11	ND	ND	ND
06-GW17						
Trichloroethene	5.0	NE	ND	ND	ND	2.3 J
06-GW27DW						
1,1-Dichloroethene	7.0	7.0	11	ND	ND	8.4
1,2-Dichloroethene (total)	70	70	4,800	4,300	4,400	4,400 D
Trichloroethene	5.0	2.8	3,400	2,900	3,500	3,400 D
Vinyl Chloride	2.0	0.015	110	84	ND	97
06-GW28						
1,1,2,2-Tetrachloroethane	NE	NE	ND	2.6	ND	ND
1,2-Dichloroethene (total)	70	70	ND	15	12	ND
Tetrachloroethene	5.0	0.7	7.0	37	24	ND
Trichloroethene	5.0	2.8	22	49	39	ND
06-GW28DW						
1,2-Dichloroethene (total)	70	70	550	3,500	1,400	440
Tetrachloroethene	5.0	0.7	ND	140	49 J	15 J
Trichloroethene	5.0	2.8	1,100	9,600	4,100	1,200
Vinyl chloride	2.0	0.015	ND	75	ND	ND

TABLE 8 (Continued)

VOLATILE ORGANICS IN GROUNDWATER
JULY 1997 - JANUARY 1998
OPERABLE UNIT NO. 2 - SITES 6 AND 82
MONITORING AND O&M SUPPORT, CTO-0367.
MCB, CAMP LEJEUNE, NORTH CAROLINA

Monitoring Well/ Volatile Organic Compound	MCL	NCWQS	July 1997	October 1997	January 1998	April 1998
06-GW30 Tetrachloroethene	5.0	0.7	ND	3.4	ND	ND
06-GW30DW Chlorobenzene	100	50	ND	ND	ND	1.7 J
06-GW32 1,1,2,2-Tetrachloroethane	NE	NE	ND	12	ND	ND
1,2-Dichloroethene (total)	70	70	1,500	320	9.8	ND
Chloroform	100	0.19	ND	ND	ND	0.87 J
Tetrachloroethene	5.0	0.7	110	33	2.1 J	ND
Trichloroethene	5.0	2.8	2,800	670	26	1.3J
Vinyl Chloride	2.0	0.015	16	ND	ND	ND
06-GW33 Tetrachloroethene	5.0	0.7	ND	5.0	ND	ND
Trichloroethene	5.0	NE	ND	ND	ND	0.96 J
06-GW34 1,1,2,2-Tetrachloroethane	NE	NE	5,600	8,500	11,000	7,000 D
1,1,1-Trichloroethane	200	200	ND	ND	ND	2.7 J
1,1,2-Trichloroethane	5.0	NE	ND	45	58	38
1,2-Dichloroethene (total)	70	70	ND	170	200	130
Chloroform	100	0.19	ND	ND	ND	2.6 J
Tetrachloroethene	5.0	0.7	170	120	120	170 JD
Trichloroethene	5.0	2.8	310	400	510	250 D
06-GW35D 1,1,2,2-Tetrachloroethane	NE	NE	ND	2.9	ND	ND
06-GW37D 1,2-Dichloroethene (total)	70	70	230	230	260	210
Benzene	5.0	1.0	ND	7.8	6.9	5.3 J
Trichloroethene	5.0	2.8	88	8.0	6.5	3.1 J
Vinyl chloride	2.0	0.015	ND	16	27	17 J
06-GW38D Trichloroethene	5.0	NE	ND	ND	ND	2.5 J
06-GW40DWA Trichloroethene	5.0	NE	ND	ND	ND	4.4 J

TABLE 8 (Continued)

**VOLATILE ORGANICS IN GROUNDWATER
JULY 1997 - APRIL 1998
OPERABLE UNIT NO. 2 - SITES 6 AND 82
MONITORING AND O&M SUPPORT, CTO-0367
MCB, CAMP LEJEUNE, NORTH CAROLINA**

Monitoring Well/ Volatile Organic Compound	MCL	NCWQS	July 1997	October 1997	January 1998	April 1998
82-MW02 Vinyl Chloride	2.0	0.015	ND	1.6	ND	ND
82-MW03 Tetrachloroethene	5.0	0.7	ND	ND	1.1 J	ND

Notes:

Concentrations expressed in micrograms per liter ($\mu\text{g/L}$) or parts per billion.

- MCL = Federal Maximum Contaminant Level. Maximum permissible level of a contaminant in water which is delivered to any user of a public water system. (U.S. Environmental Protection Agency - Drinking Water Regulations and Health Advisories.)
- NCWQS = North Carolina Water Quality Standards. Values Applicable to Groundwater (North Carolina Administrative Code, Title 15A, Subchapter 2L).
- ND = Not Detected
- NE = Not Established

TABLE 9

**METALS IN GROUNDWATER ABOVE SCREENING STANDARDS
JULY 1997 - APRIL 1998
OPERABLE UNIT NO. 2 - SITES 6 AND 82
MONITORING AND O&M SUPPORT, CTO-0367
MCB, CAMP LEJEUNE, NORTH CAROLINA**

Monitoring Well/ Metal	MCL	NCWQS	July 1997	October 1997	January 1998	April 1998
06-GW01D						
Iron	300	300	900	1,280	1,020	997
Silver	0.1	18	1.6	ND	ND	ND
06-GW01DB						
Aluminum	200	NE	242	ND	235	ND
06-GW02DW						
Iron	300	300	ND	569	455	412
06-GW03						
Cadmium	5.0	5.0	ND	5.8	7.1	6.2
06-MW03D						
Aluminum	200	NE	630	ND	ND	ND
Iron	300	300	996	996	1,070	936
Thallium	NE	2.0	ND	ND	ND	4.6 B
06-GW15D						
Iron	300	300	ND	319	ND	326
06-GW16						
Aluminum	200	NE	631	807	1,480	ND
Iron	300	300	1,660	1,370	783	ND
Manganese	50	50	88	124	63	ND
06-GW17						
Aluminum	200	NE	1,900	1,250	3,050	1,510
Iron	300	300	1,210	1,390	1,030	1,360
06-GW21						
Aluminum	200	NE	243	ND	352	734
06-GW27Dw						
Iron	300	300	438	521	526	559
Thallium	NE	2.0	ND	ND	ND	3.9 B
06-GW27DA						
Aluminum	200	NE	ND	4,330	ND	ND
Iron	300	300	438	3,480	709	ND
06-GW28DW						
Iron	300	300	569	863	709	685
06-GW30						
Iron	300	300	ND	335	ND	ND
06-GW30DW						
Iron	300	300	984	1,130	1,220	1,200
06-GW33						
Aluminum	200	NE	770	715	586	346
Iron	300	300	427	ND	ND	ND
06-GW34						
Aluminum	200	NE	722	822	888	919
06-GW35D						
Iron	300	300	499	733	671	797

TABLE 9 (Continued)

**METALS IN GROUNDWATER ABOVE SCREENING STANDARDS
JULY 1997 - APRIL 1998
OPERABLE UNIT NO. 2 - SITES 6 AND 82
MONITORING AND O&M SUPPORT, CTO-0367
MCB, CAMP LEJEUNE, NORTH CAROLINA**

Monitoring Well/ Metal	MCL	NCWQS	July 1997	October 1997	January 1998	April 1998
06-GW36D Iron	300	300	496	824	673	739
06-GW37D Iron	300	300	726	469	370	345
06-GW40DW Iron	300	300	984	740	737	682
06-GW40DWA Aluminum	200	NE	ND	356	402	292
Iron	300	300	ND	497	571	547
82-MW02 Aluminum	200	NE	486	ND	ND	ND
Iron	300	300	5,740	5,490	10,900	6,730
Manganese	50	50	ND	58	64	50.4
82-MW03 Aluminum	200	NE	5,280	4,330	3,240	2,010
Iron	300	300	3,440	793	1,030	550
Manganese	50	50	122	116	87	53.6

Notes:

Concentrations expressed in micrograms per liter ($\mu\text{g/L}$) or parts per billion.

- MCL = Federal Maximum Contaminant Level. Maximum permissible level of a contaminant in water which is delivered to any user of a public water system. (U.S. Environmental Protection Agency - Drinking Water Regulations and Health Advisories.) Table includes Secondary MCLs for aluminum, iron, and manganese.
- NCWQS = North Carolina Water Quality Standards. Values Applicable to Groundwater (North Carolina Administrative Code, Title 15A, Subchapter 2L).
- ND = Not detected or analyte detected at a concentration less than screening standard.
- NE = Not Established

TABLE 10

**TREATMENT SYSTEM SAMPLING RESULTS
OPERABLE UNIT NO. 2 - SITES 6 AND 82
MONITORING AND O&M SUPPORT, CTO-0367
MCB, CAMP LEJEUNE, NORTH CAROLINA**

Contaminant	April 1998				May 1998				June 1998			
	Shallow Aquifer Influent	Deep Aquifer Influent	Air Stripper Effluent	Final Effluent	Shallow Aquifer Influent	Deep Aquifer Influent	Air Stripper Effluent	Final Effluent	Shallow Aquifer Influent	Deep Aquifer Influent	Air Stripper Effluent	Final Effluent
Volatiles⁽¹⁾												
1,2-Dichloroethane	<50	<100	<1.0	<1.0	<1.0	<50	<1.0	<1.0	<1.0	<1.0	<1.0	<1.0
trans-1,2-Dichloroethene	79.8	1,960	<1.0	<1.0	<1.0	2,380	<1.0	<1.0	44.6	<1.0	<1.0	<1.0
Tetrachloroethene	1,890	165	6.14	<1.0	4.03	409	2.75	1.71	715	27,800	3.85	<1.0
Trichloroethene	758	21,900	1.18	<1.0	6.25	9,940	11.1	1.71	1,540	<1.0	<1.0	<1.0
Vinyl Chloride	<50	<100	<1.0	<1.0	<1.0	92.7	<1.0	<1.0	<1.0	<1.0	<1.0	<1.0
Ethylbenzene	<100	<200	<2.0	<2.0	<2.0	5.95	<2.0	<2.0	<2.0	6.9	<2.0	<2.0
Total Metals⁽¹⁾												
Arsenic	<5.0	<5.0	<5.0	14.6	<5.0	<5.0	<5.0	<5.0	<5.0	<5.0	<5.0	<5.0
Barium	<5.0	87.2	12.6	12.0	13.9	11.7	9.2	11.8	20.6	9.75	9.49	<5.0
Beryllium	<1.0	<1.0	<1.0	<1.0	<1.0	<1.0	<1.0	<1.0	<1.0	<1.0	<1.0	<1.0
Chromium	<1.0	<1.0	<1.0	<1.0	<10	<10	<10	<10	<10	<10	<10	<10
Iron	<100	740.4	4,820	<100	231	808	256	<100	4,380	708	283	<100
Lead	<5.0	<5.0	<5.0	<5.0	<5.0	<5.0	<5.0	<5.0	<5.0	<5.0	<5.0	<5.0
Manganese	50.1	14.3	63.1	18.3	10.9	18.7	15.3	<5.0	33.7	16.8	13.2	<5.0
Mercury	<0.2	<0.2	<0.2	<0.2	<0.2	<0.2	<0.2	<0.2	<0.2	<0.2	<0.2	<0.2
Vanadium	<1.0	<1.0	<1.0	25.4	12.3	<10	<10	<10	<10	<10	<10	<10
Wet Chemistry⁽²⁾												
Total Dissolved Solids	145	195	NA	225	240	220	NA	230	145	260	NA	35
Total Suspended Solids	<10	<10	NA	<10	<10	<10	NA	<10	15	<10	NA	<10
pH	6.7	7.20	NA	8.5	7.6	7.60	NA	8	6.9	7.18	NA	7.5

Notes:

(1) Volatile and Metal concentrations reported in micrograms per liter ($\mu\text{g/L}$) or parts per billion.

(2) Wet chemistry concentrations reported in milligrams per liter (mg/L) or parts per million.

NA = Not analyzed or not available.

TABLE 11

**POSITIVE DETECTIONS IN RECOVERED GROUNDWATER
OPERABLE UNIT NO. 2 - SITES 6 AND 82
MONITORING AND O&M SUPPORT, CTO-0367
MCB, CAMP LEJEUNE, NORTH CAROLINA**

SAMPLE ID	IR06-DRW01-98B	IR06-DRW02-98B	IR06-DRW03-98B	IR06-DRW04-98B	IR06-SRW01-98B	IR06-SRW02-98B	IR06-SRW03-98B
DATE SAMPLED	04/17/98	04/16/98	04/16/98	04/16/98	04/22/98	04/22/98	04/22/98
VOLATILES (ug/L)							
1,1,1-Trichloroethane	500 U	500 U	250 U	620 U	50 U	10 U	100 U
1,1,1,2,2-Tetrachloroethane	4900	500 U	250 U	190 J	35000 D	1100 D	560
1,1,2-Trichloroethane	500 U	500 U	250 U	620 U	170	7.9 J	16 J
1,1-Dichloroethene	500 U	500 U	250 U	620 U	50 U	10 U	100 U
1,2-Dichloroethene (total)	9300	12000	5600	7600	620	190	1500
Acetone	2000 U	2000 U	1000 U	2500 U	200 U	40 U	400 U
Benzene	500 U	500 U	250 U	620 U	50 U	10 U	100 U
Chlorobenzene	500 U	500 U	250 U	620 U	50 U	10 U	100 U
Chloroform	500 U	500 U	250 U	620 U	10 J	10 U	100 U
Methylene chloride	500 U	500 U	250 U	170 JB	14 JB	2.5 JB	84 J
Tetrachloroethene	1300	1000	36 J	620 U	560	28	130
Trichloroethene	35000 D	23000 D	8800	20000	1600	230	1600
Vinyl chloride	1000 U	270 J	110 J	1200 U	100 U	20 U	200 U

U = Not detected

B = Detected in Blank (organics) or estimated result (inorganics)

D = Sample dilution required

J = Estimated Result

ND = Not detected

ug/L = micrograms per liter

TABLE 11

POSITIVE DETECTIONS IN RECOVERED GROUNDWATER
 OPERABLE UNIT NO. 2 - SITES 6 AND 82
 MONITORING AND O&M SUPPORT, CTO-0367
 MCB, CAMP LEJEUNE, NORTH CAROLINA

SAMPLE ID	IR06-SRW04-98B	IR06-SRW05-98B
DATE SAMPLED	04/23/98	04/23/98
VOLATILES (ug/L)		
1,1,1-Trichloroethane	170 U	25 U
1,1,2,2-Tetrachloroethane	29 J	25 U
1,1,2-Trichloroethane	170 U	25 U
1,1-Dichloroethene	170 U	25 U
1,2-Dichloroethene (total)	2100	470
Acetone	670 U	100 U
Benzene	170 U	25 U
Chlorobenzene	170 U	25 U
Chloroform	170 U	25 U
Methylene chloride	170 U	21 J
Tetrachloroethene	360	120
Trichloroethene	2800	410
Vinyl chloride	330 U	50 U

U = Not detected

B = Detected in Blank (organics) or estimated result (inorganics)

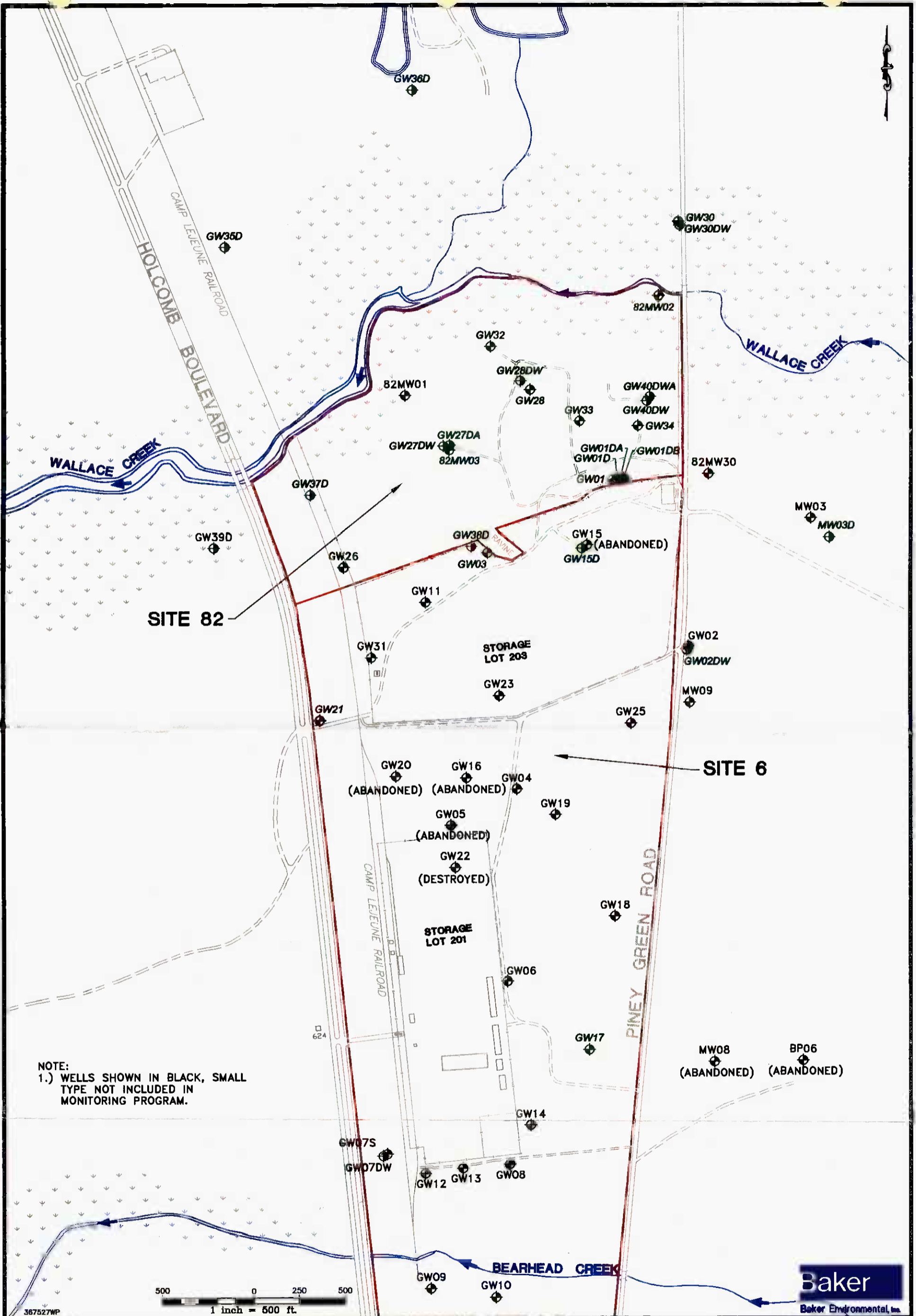
D = Sample dilution required

J = Estimated Result

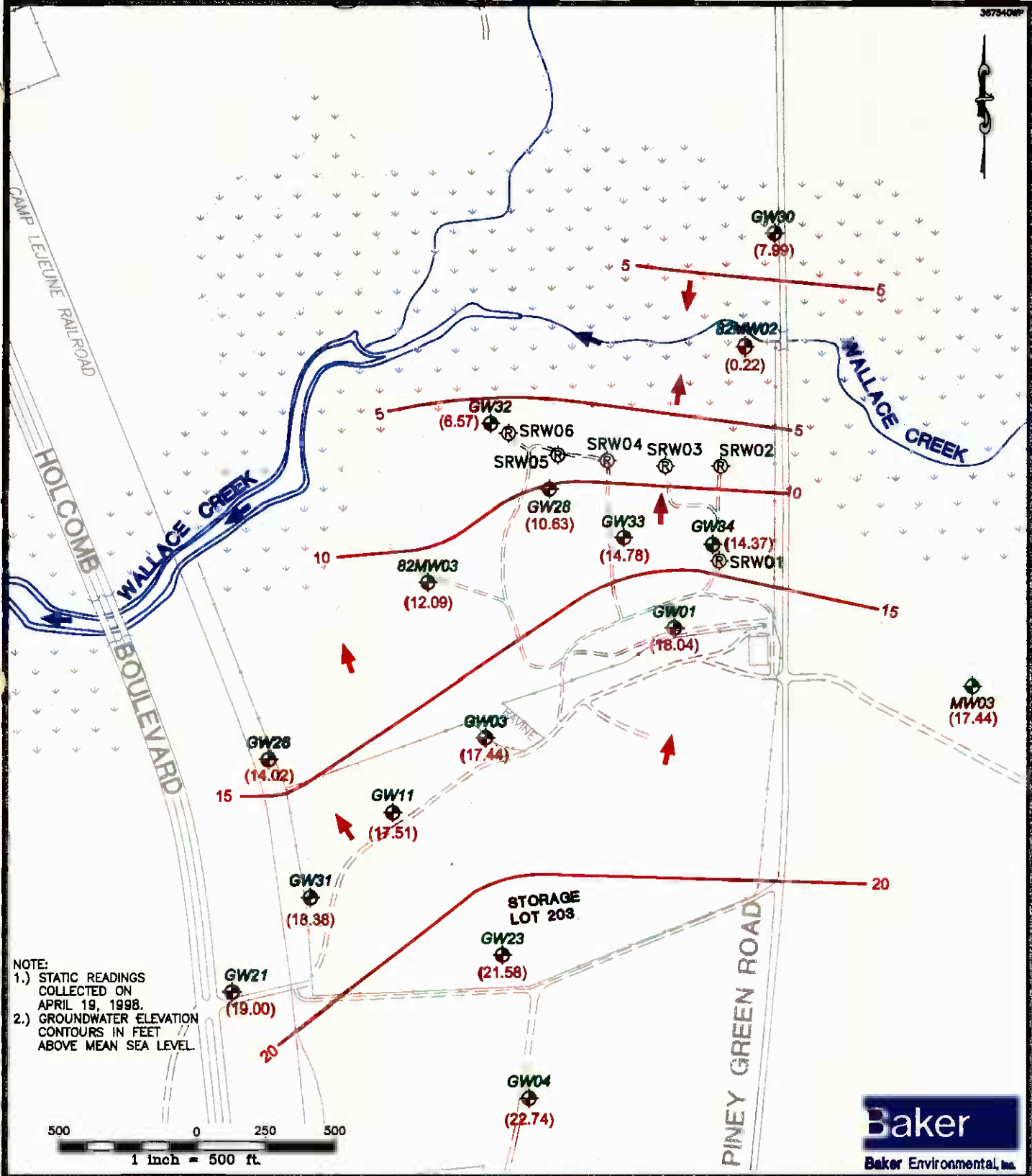
ND = Not detected

ug/L = micrograms per liter


FIGURES



02300KKBIY



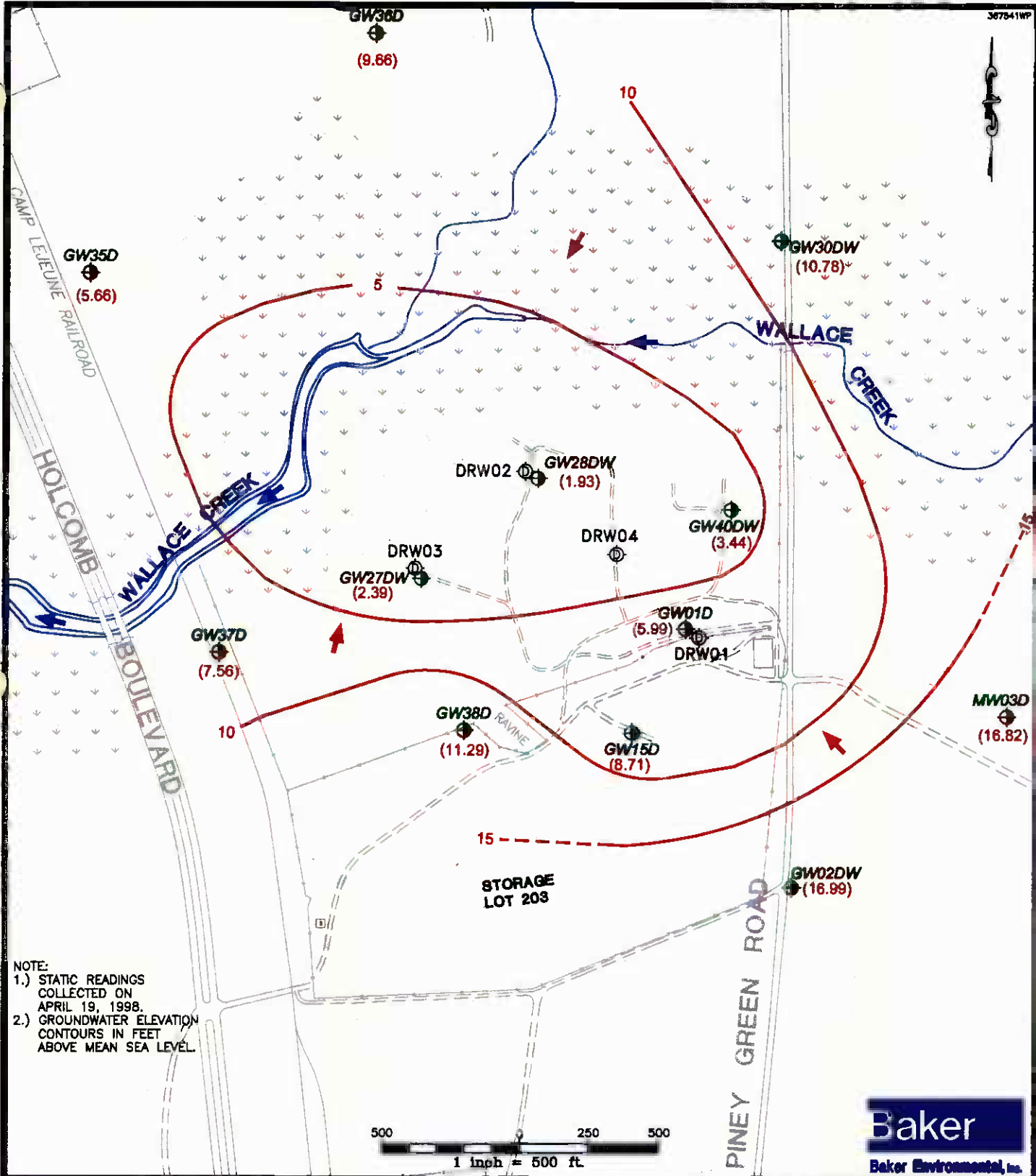
NOTE:
 1.) STATIC READINGS COLLECTED ON APRIL 19, 1998.
 2.) GROUNDWATER ELEVATION CONTOURS IN FEET ABOVE MEAN SEA LEVEL.



LEGEND

- SHALLOW MONITORING WELL
- SHALLOW RECOVERY WELL
- (18.04) GROUNDWATER ELEVATION
- 5 - GROUNDWATER ELEVATION CONTOUR
- APPROXIMATE DIRECTION OF GROUNDWATER FLOW
- APPROXIMATE DIRECTION OF SURFACE WATER FLOW

FIGURE 2
 SHALLOW GROUNDWATER CONTOUR MAP
 OPERABLE UNIT No.2 – SITES 6 AND 82
 MONITORING AND O&M SUPPORT, CTO-0367
 MARINE CORPS BASE, CAMP LEJEUNE
 NORTH CAROLINA



NOTE:
 1.) STATIC READINGS COLLECTED ON APRIL 19, 1998.
 2.) GROUNDWATER ELEVATION CONTOURS IN FEET ABOVE MEAN SEA LEVEL.



Baker
 Baker Environmental, Inc.

LEGEND

- DEEP MONITORING WELL
- DEEP RECOVERY WELL
- (5.99) GROUNDWATER ELEVATION
- 5 GROUNDWATER ELEVATION CONTOUR
- APPROXIMATE DIRECTION OF GROUNDWATER FLOW
- APPROXIMATE DIRECTION OF SURFACE WATER FLOW

FIGURE 3
DEEP GROUNDWATER CONTOUR MAP
 OPERABLE UNIT No.2 – SITES 6 AND 82
 MONITORING AND O&M SUPPORT, CTO-0367
 MARINE CORPS BASE, CAMP LEJEUNE
 NORTH CAROLINA

**FEDERAL MAXIMUM CONTAMINANT LEVELS (MCL)
AND NORTH CAROLINA WATER
QUALITY STANDARDS (NCWQS)**

VOLATILE ORGANIC COMPOUNDS	NCWQS	MCL
1,1,2,2-Tetrachloroethane	NE	NE
1,1,2-Trichloroethane	NE	5.0
1,1,1-Trichloroethane	200	200
1,2-Dichloroethane (total)	70	70
Benzene	1.0	5.0
Chlorobenzene	50	100
Chloroform	0.19	100
Tetrachloroethane	0.7	5.0
Trichloroethane	2.8	5.0
Vinyl Chloride	0.018	2.0

- NOTE:
- 1.) CONCENTRATIONS PRESENTED IN MICROGRAMS PER LITER OR PARTS PER BILLION
 - 2.) EXCEED NCWQS SHOWN IN GREEN.
 - 3.) EXCEED BOTH NCWQS AND MCL SHOWN IN RED.

Sample ID	IR06-GW32-988
Sample Date	04-16-1998
Chloroform	0.87 J
Trichloroethane	1.3 J

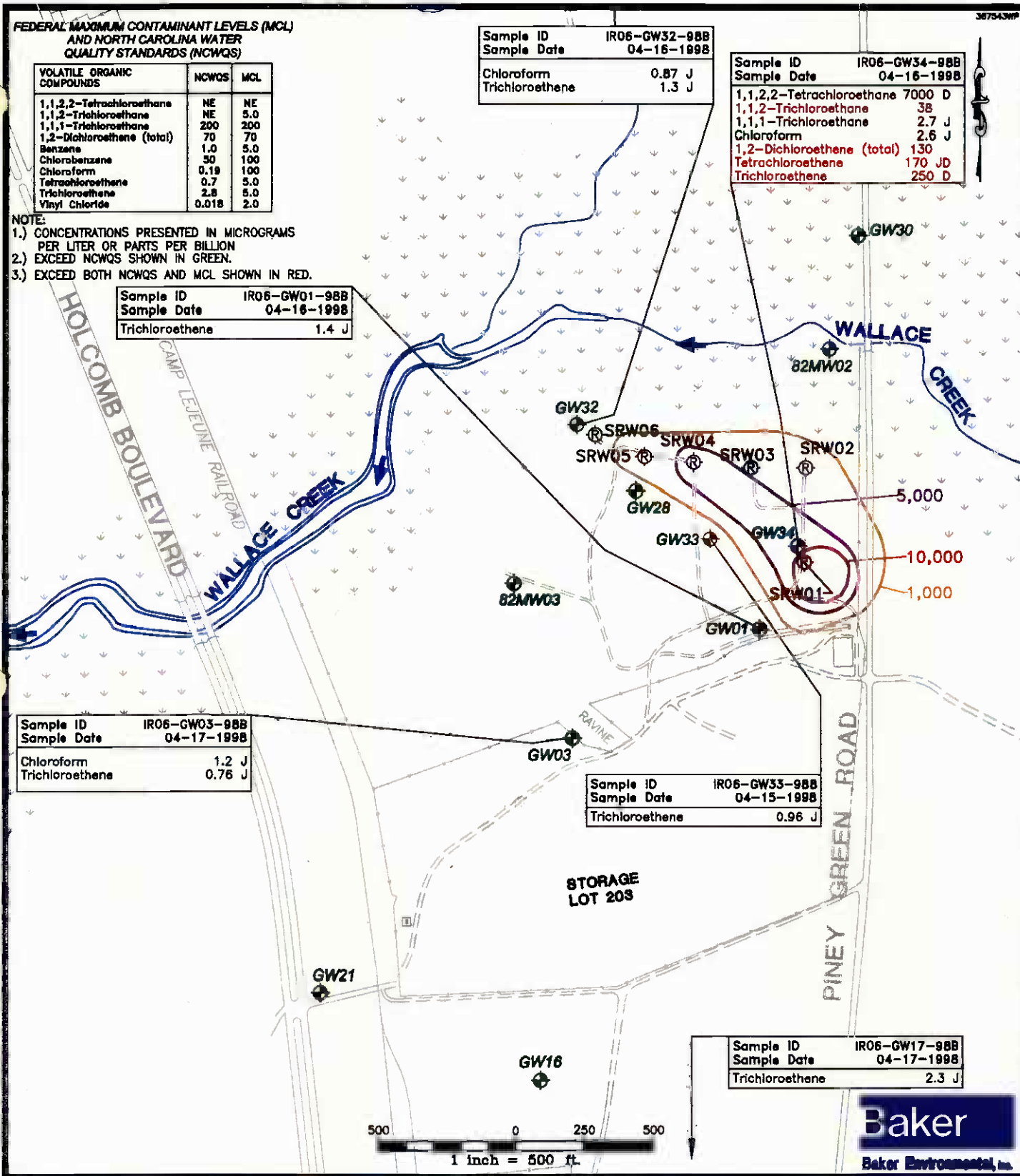
Sample ID	IR06-GW34-988
Sample Date	04-16-1998
1,1,2,2-Tetrachloroethane	7000 D
1,1,2-Trichloroethane	38
1,1,1-Trichloroethane	2.7 J
Chloroform	2.6 J
1,2-Dichloroethane (total)	130
Tetrachloroethane	170 JD
Trichloroethane	250 D

Sample ID	IR06-GW01-988
Sample Date	04-16-1998
Trichloroethane	1.4 J

Sample ID	IR06-GW03-988
Sample Date	04-17-1998
Chloroform	1.2 J
Trichloroethane	0.76 J

Sample ID	IR06-GW33-988
Sample Date	04-15-1998
Trichloroethane	0.96 J

Sample ID	IR06-GW17-988
Sample Date	04-17-1998
Trichloroethane	2.3 J



LEGEND

- ◆ SHALLOW MONITORING WELL
- ⊕ SHALLOW RECOVERY WELL
- ← APPROXIMATE DIRECTION OF SURFACE WATER FLOW
- - - FENCING
- 1,000 APPROXIMATE HORIZONTAL EXTENT OF CONTAMINATION AT TOTAL VOC CONCENTRATION

**FIGURE 4
VOLATILE ORGANIC COMPOUNDS
IN SHALLOW GROUNDWATER
OPERABLE UNIT No.2 - SITES 6 AND 82
MONITORING AND O&M SUPPORT, CTO-0367**

MARINE CORPS BASE, CAMP LEJEUNE
NORTH CAROLINA

FEDERAL MAXIMUM CONTAMINANT LEVELS (MCL)
AND NORTH CAROLINA WATER
QUALITY STANDARDS (NCWQS)

VOLATILE ORGANIC COMPOUNDS	NCWQS	MCL
1,1,2,2-Tetrachloroethane	NE	NE
1,1,2-Trichloroethane	NE	5.0
1,1-Dichloroethane	7	7
1,2-Dichloroethane (total)	NE	NE
Benzene	1.0	5.0
Chlorobenzene	50	100
Chloroform	0.19	100
Tetrachloroethane	0.7	5.0
Trichloroethane	2.8	5.0
Vinyl Chloride	0.015	2.0

NOTE:
1.) CONCENTRATIONS PRESENTED IN MICROGRAMS
PER LITER OR PARTS PER BILLION
GW35D

Sample ID	IR06-GW28DW-88B
Sample Date	04-18-1998
1,2-Dichloroethene (total)	440
Tetrachloroethene	15 J
Trichloroethene	1200

Sample ID	IR06-GW30DW-98B
Sample Date	04-18-1998
Chlorobenzene	1.7 J

Sample ID	IR06-GW40DWA-88B
Sample Date	04-17-1998
Trichloroethene	4.4 J

Sample ID	IR06-GW01D-98B
Sample Date	04-16-1998
1,2-Dichloroethene (total)	30,000
Tetrachloroethene	1,300 J
Trichloroethene	110,000

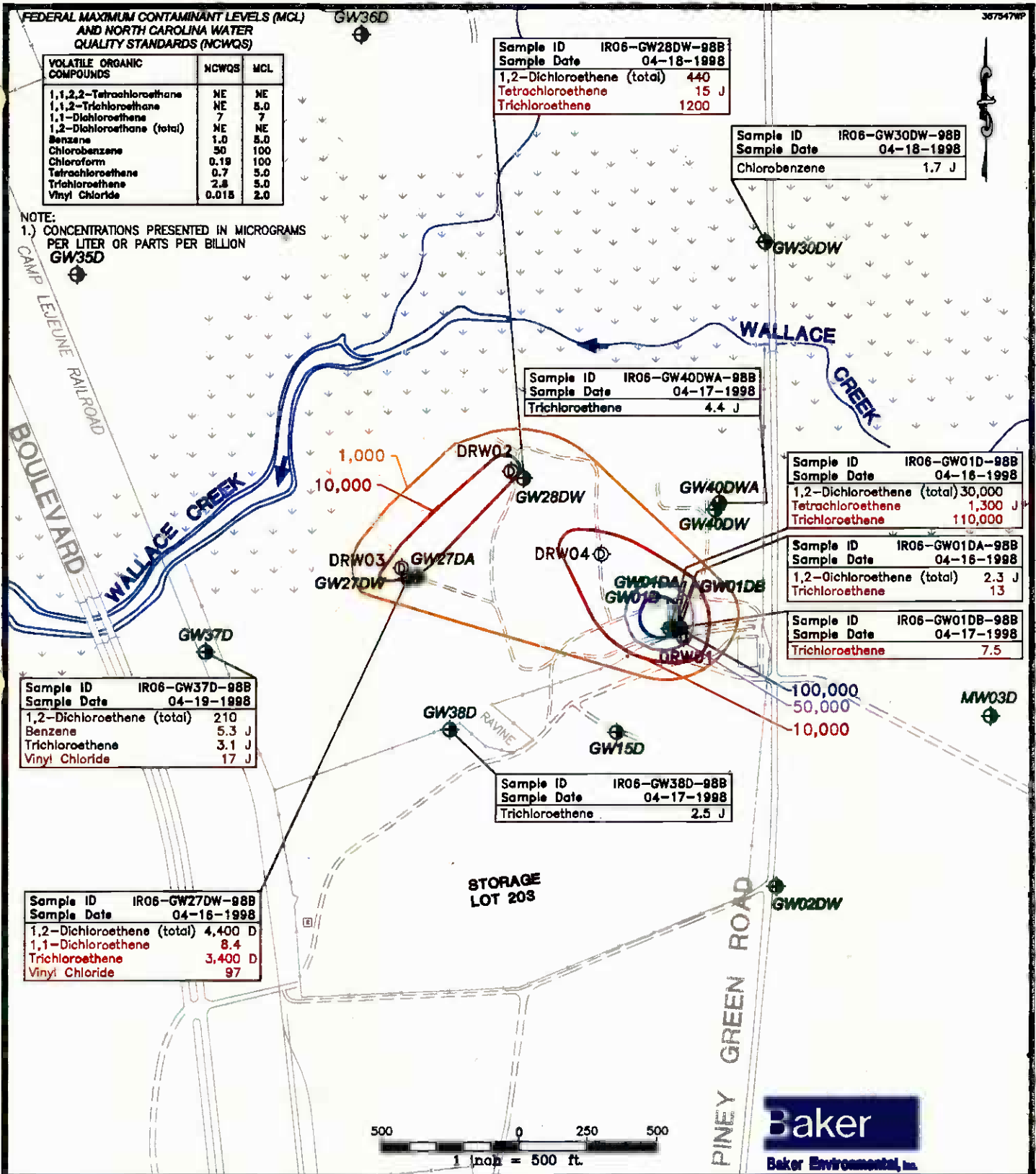
Sample ID	IR06-GW01DA-98B
Sample Date	04-16-1998
1,2-Dichloroethene (total)	2.3 J
Trichloroethene	13

Sample ID	IR06-GW01DB-98B
Sample Date	04-17-1998
Trichloroethene	7.5

Sample ID	IR06-GW37D-98B
Sample Date	04-19-1998
1,2-Dichloroethene (total)	210
Benzene	5.3 J
Trichloroethene	3.1 J
Vinyl Chloride	17 J

Sample ID	IR06-GW38D-98B
Sample Date	04-17-1998
Trichloroethene	2.5 J

Sample ID	IR06-GW27DW-98B
Sample Date	04-16-1998
1,2-Dichloroethene (total)	4,400 D
1,1-Dichloroethene	8.4
Trichloroethene	3,400 D
Vinyl Chloride	97



Baker
Baker Environmental, Inc.

LEGEND

- ⊕ DEEP MONITORING WELL
- ⊙ DEEP RECOVERY WELL
- ➔ APPROXIMATE DIRECTION OF SURFACE WATER FLOW
- FENCING
- 1,000 APPROXIMATE HORIZONTAL EXTENT OF CONTAMINATION AT TOTAL VOC CONCENTRATION

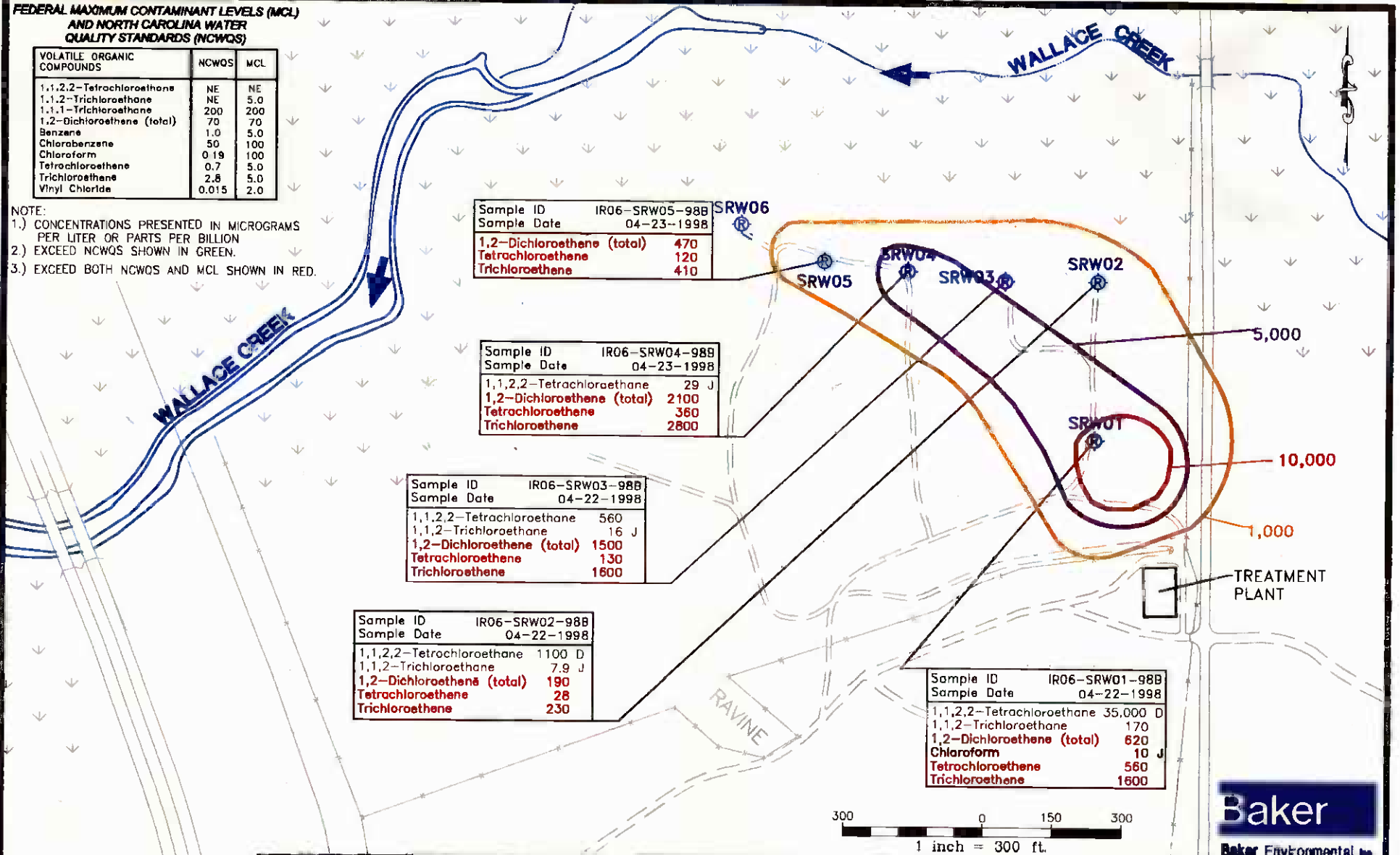
FIGURE 5
VOLATILE ORGANIC COMPOUNDS
IN DEEP GROUNDWATER
OPERABLE UNIT No.2 - SITES 6 AND 82
MONITORING AND O&M SUPPORT, CTO-0367
MARINE CORPS BASE, CAMP LEJEUNE
NORTH CAROLINA

**FEDERAL MAXIMUM CONTAMINANT LEVELS (MCL)
AND NORTH CAROLINA WATER
QUALITY STANDARDS (NCWQS)**

VOLATILE ORGANIC COMPOUNDS	NCWQS	MCL
1,1,2,2-Tetrachloroethane	NE	NE
1,1,2-Trichloroethane	NE	5.0
1,1,1-Trichloroethane	200	200
1,2-Dichloroethane (total)	70	70
Benzene	1.0	5.0
Chlorobenzene	50	100
Chloroform	0.19	100
Tetrachloroethene	0.7	5.0
Trichloroethane	2.8	5.0
Vinyl Chloride	0.015	2.0

NOTE:

- 1.) CONCENTRATIONS PRESENTED IN MICROGRAMS PER LITER OR PARTS PER BILLION
- 2.) EXCEED NCWQS SHOWN IN GREEN.
- 3.) EXCEED BOTH NCWQS AND MCL SHOWN IN RED.



Sample ID	IR06-SRW05-98B	SRW05
Sample Date	04-23-1998	
1,2-Dichloroethene (total)	470	
Tetrachloroethene	120	
Trichloroethene	410	

Sample ID	IR06-SRW04-98B	SRW04
Sample Date	04-23-1998	
1,1,2,2-Tetrachloroethane	29 J	
1,2-Dichloroethene (total)	2100	
Tetrachloroethene	360	
Trichloroethene	2800	

Sample ID	IR06-SRW03-98B	SRW03
Sample Date	04-22-1998	
1,1,2,2-Tetrachloroethane	560	
1,1,2-Trichloroethane	16 J	
1,2-Dichloroethene (total)	1500	
Tetrachloroethene	130	
Trichloroethene	1600	

Sample ID	IR06-SRW02-98B	SRW02
Sample Date	04-22-1998	
1,1,2,2-Tetrachloroethane	1100 D	
1,1,2-Trichloroethane	7.9 J	
1,2-Dichloroethene (total)	190	
Tetrachloroethene	28	
Trichloroethene	230	

Sample ID	IR06-SRW01-98B	SRW01
Sample Date	04-22-1998	
1,1,2,2-Tetrachloroethane	35,000 D	
1,1,2-Trichloroethane	170	
1,2-Dichloroethene (total)	620	
Chloroform	10 J	
Tetrachloroethene	560	
Trichloroethene	1600	

LEGEND

- SHALLOW RECOVERY WELL
- APPROXIMATE DIRECTION OF SURFACE WATER FLOW
- FENCING

FIGURE 6
SHALLOW GROUNDWATER TREATMENT SYSTEM
OPERABLE UNIT No. 2 - SITES 6 and 82
MONITORING and O&M SUPPORT, CTO-0367
MARINE CORPS BASE, CAMP LEJEUNE
NORTH CAROLINA

FEDERAL MAXIMUM CONTAMINANT LEVELS (MCL)
AND NORTH CAROLINA WATER
QUALITY STANDARDS (NCWQS)

VOLATILE ORGANIC COMPOUNDS	NCWQS	MCL
1,1,2,2-Tetrachloroethane	NE	NE
1,1,2-Trichloroethane	NE	5.0
1,1,1-Trichloroethane	200	200
1,2-Dichloroethane (total)	70	70
Benzene	1.0	5.0
Chlorobenzene	50	100
Chloroform	0.19	100
Tetrachloroethene	0.7	5.0
Trichloroethene	2.8	5.0
Vinyl Chloride	0.015	2.0

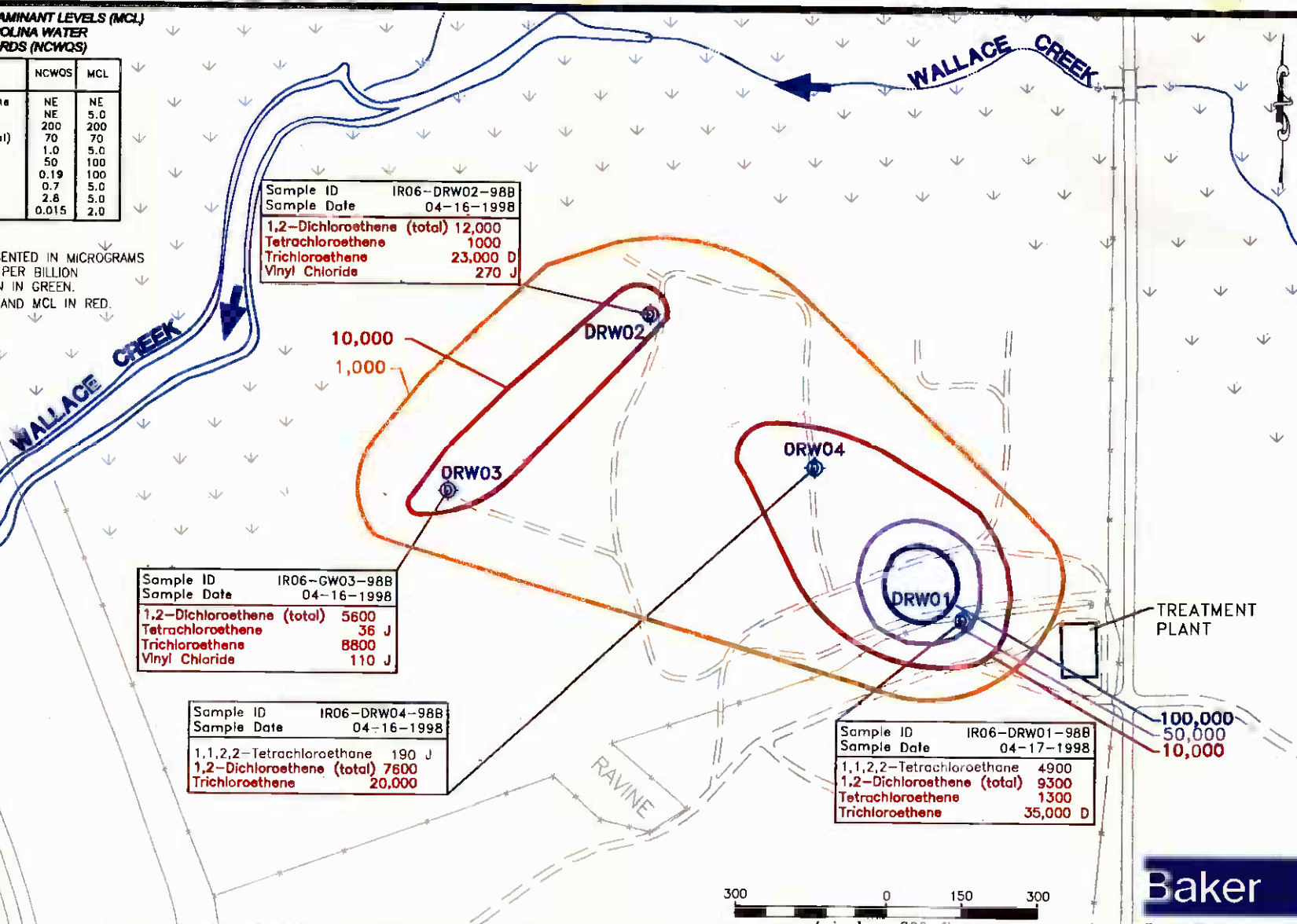
- NOTE:
1.) CONCENTRATIONS PRESENTED IN MICROGRAMS PER LITER OR PARTS PER BILLION
2.) EXCEED NCWQS SHOWN IN GREEN.
3.) EXCEED BOTH NCWQS AND MCL IN RED.

Sample ID	IR06-DRW02-98B
Sample Date	04-16-1998
1,2-Dichloroethene (total)	12,000
Tetrachloroethene	1000
Trichloroethene	23,000 D
Vinyl Chloride	270 J

Sample ID	IR06-GW03-98B
Sample Date	04-16-1998
1,2-Dichloroethene (total)	5600
Tetrachloroethene	36 J
Trichloroethene	8800
Vinyl Chloride	110 J

Sample ID	IR06-DRW04-98B
Sample Date	04-16-1998
1,1,2,2-Tetrachloroethane	190 J
1,2-Dichloroethene (total)	7600
Trichloroethene	20,000

Sample ID	IR06-DRW01-98B
Sample Date	04-17-1998
1,1,2,2-Tetrachloroethane	4900
1,2-Dichloroethene (total)	9300
Tetrachloroethene	1300
Trichloroethene	35,000 D



Baker
Baker Environmental, Inc.

LEGEND

- DEEP RECOVERY WELL
- APPROXIMATE DIRECTION OF SURFACE WATER FLOW
- FENCING
- APPROXIMATE HORIZONTAL EXTENT OF CONTAMINATION WITH TOTAL VOC CONCENTRATION

FIGURE 7
DEEP GROUNDWATER TREATMENT SYSTEM
OPERABLE UNIT No. 2 - SITES 6 and 82
MONITORING and O&M SUPPORT, CTO-0367
MARINE CORPS BASE, CAMP LEJEUNE
NORTH CAROLINA

ATTACHMENTS

ATTACHMENT A
CHAIN-OF-CUSTODY DOCUMENTATION

IR06-GW21-98B

WATER 1000mL PLASTIC 1:1 Conc HNO3

X X

H8D170170



Chain of Custody Record

CHAIN OF CUSTODY NUMBER



COC# 367-001-98B

* 0 0 1 0 6 3 - 0 0 1 *

QUA-4149-1

Client Baker Environmental, Inc.			Project Manager Tom Trebilcock			Date 04/09/1998			Page <u>1</u> of <u>4</u>		
Address Airport Office Park Bldg 3			Telephone Number (Area Code)/Fax Number (412) 269-6000 / (000)			Lab Location QUANTERRA - KNOXVILL			Analysis		
City Coraopolis	State PA	Zip Code 15108	Site Contact Tom Trebilcock			M	M	M	T	T	
Project Number/Name Camp LeJeune			Carrier/Waybill Number FedEx 802769750938			S	C	T	D	S	
Contract/Purchase Order/Quote Number CONTRACT / PURCHASE ORDER # : 1998			QUOTE: 21108			S	L	C	S	S	

Sample I.D. Number and Description	Date	Time	Sample Type	Containers			Preservative	Condition on Receipt/Comments	M	M	M	T	T							
				Volume	Type	No.														
IR06-GW01-98B			WATER	40mL	VIAL	3	1:1 HCL		X	X										
IR06-GW01-98B			WATER	1000mL	PLASTIC	1	Conc HNO3		X	X										
IR06-GW01-98B			WATER	1000mL	PLASTIC	1	None				X	X								
IR06-GW01D-98B	4-16	1915	WATER	40mL	VIAL	3	1:1 HCL		X											
IR06-GW01D-98B			WATER	1000mL	PLASTIC	1	Conc HNO3		X	X										
IR06-GW01D-98B			WATER	1000mL	PLASTIC	1	None				X	X								
IR06-GW01D-98B			WATER	40mL	VIAL	3	1:1 HCL		X											
IR06-GW01D-98B			WATER	1000mL	PLASTIC	1	Conc HNO3	<i>custody seals intact received at 30C</i>	X	X										
IR06-GW01D-98B			WATER	1000mL	PLASTIC	1	None				X	X								
IR06-GW01D-98B			WATER	40mL	VIAL	3	1:1 HCL		X											
IR06-GW01D-98B			WATER	1000mL	PLASTIC	1	Conc HNO3		X	X										
IR06-GW01D-98B			WATER	1000mL	PLASTIC	1	None				X	X								
IR06-GW01D-98B			WATER	40mL	VIAL	3	1:1 HCL		X											
IR06-GW01D-98B			WATER	1000mL	PLASTIC	1	Conc HNO3		X	X										
IR06-GW01D-98B			WATER	1000mL	PLASTIC	1	None				X	X								
IR06-GW02D-98B			WATER	40mL	VIAL	3	1:1 HCL		X											
IR06-GW02D-98B			WATER	1000mL	PLASTIC	1	Conc HNO3		X	X										
IR06-GW02D-98B			WATER	1000mL	PLASTIC	1	None				X	X								
IR06-GW02D-98B			WATER	40mL	VIAL	3	1:1 HCL		X											
IR06-GW02D-98B			WATER	1000mL	PLASTIC	1	Conc HNO3		X	X										
IR06-GW02D-98B			WATER	1000mL	PLASTIC	1	None				X	X								
IR06-GW02D-98B			WATER	40mL	VIAL	3	1:1 HCL		X											

Special Instructions

Possible Hazard Identification: Non-Hazard Flammable Skin Irritant Poison B Unknown Return To Client Disposal By Lab Archive For _____ Months (A fee may be assessed if samples are retained longer than 3 months)

Turn Around Time Required: Normal Rush Other _____ QC Level: I. II. III. Project Specific Requirements (Specify)


1. Relinquished By <i>Tom Trebilcock</i>	Date 4-16-98	Time 1700	1. Received By Fed Ex	Date 4-16-98	Time 1700
2. Relinquished By	Date	Time	2. Received By <i>Clare Yang</i>	Date 4-17-98	Time 8:50
3. Relinquished By	Date	Time	3. Received By	Date	Time

Comments

0000005

Chain of Custody Record

CHAIN OF CUSTODY NUMBER



* 0 0 1 0 6 3 - 0 0 3 *

Coc # 367-001-98B

H8D170170



QUA-4149-1

Client Baker Environmental, Inc. Address Airport Office Park Bldg 3 City Coraopolis State PA Zip Code 15108			Project Manager Tom Trebilcock Telephone Number (Area Code)/Fax Number (412) 269-6000 / (000)		Date 04/09/1998	Page <u>2</u> of <u>4</u>																																																																																																																																																																
Site Contact Tom Trebilcock			Lab Location QUANTERRA - KNOXVILL		<table border="1"> <tr><td>M</td><td>M</td><td>M</td><td>T</td><td>T</td><td></td><td></td><td></td><td></td><td></td><td></td><td></td><td></td><td></td><td></td><td></td><td></td><td></td><td></td><td></td></tr> <tr><td>S</td><td>C</td><td>T</td><td>D</td><td>S</td><td></td><td></td><td></td><td></td><td></td><td></td><td></td><td></td><td></td><td></td><td></td><td></td><td></td><td></td><td></td></tr> <tr><td>S</td><td>L</td><td>C</td><td>S</td><td>S</td><td></td><td></td><td></td><td></td><td></td><td></td><td></td><td></td><td></td><td></td><td></td><td></td><td></td><td></td><td></td></tr> <tr><td>2</td><td>P</td><td>L</td><td></td><td></td><td></td><td></td><td></td><td></td><td></td><td></td><td></td><td></td><td></td><td></td><td></td><td></td><td></td><td></td><td></td></tr> <tr><td>6</td><td>3</td><td>P</td><td></td><td></td><td></td><td></td><td></td><td></td><td></td><td></td><td></td><td></td><td></td><td></td><td></td><td></td><td></td><td></td><td></td></tr> <tr><td>0</td><td>0</td><td>3</td><td></td><td></td><td></td><td></td><td></td><td></td><td></td><td></td><td></td><td></td><td></td><td></td><td></td><td></td><td></td><td></td><td></td></tr> <tr><td>L</td><td>:</td><td>0</td><td></td><td></td><td></td><td></td><td></td><td></td><td></td><td></td><td></td><td></td><td></td><td></td><td></td><td></td><td></td><td></td><td></td></tr> <tr><td>L</td><td>:</td><td>L</td><td></td><td></td><td></td><td></td><td></td><td></td><td></td><td></td><td></td><td></td><td></td><td></td><td></td><td></td><td></td><td></td><td></td></tr> </table>		M	M	M	T	T																S	C	T	D	S																S	L	C	S	S																2	P	L																		6	3	P																		0	0	3																		L	:	0																		L	:	L																	
M	M	M	T	T																																																																																																																																																																		
S	C	T	D	S																																																																																																																																																																		
S	L	C	S	S																																																																																																																																																																		
2	P	L																																																																																																																																																																				
6	3	P																																																																																																																																																																				
0	0	3																																																																																																																																																																				
L	:	0																																																																																																																																																																				
L	:	L																																																																																																																																																																				
Project Number/Name Camp LeJeune			Carrier/Waybill Number Fed Ex 802769750938		Contract/Purchase Order/Quote Number CONTRACT / PURCHASE ORDER # : QUOTE: 21108																																																																																																																																																																	

Sample I.D. Number and Description	Date	Time	Sample Type	Containers			Preservative	Condition on Receipt/Comments
				Volume	Type	No.		
IR06-GW21-98B			WATER	1000mL	PLASTIC	1	None	
IR06-GW27DW-98B	4-16	0930	WATER	40mL	VIAL	3	1:1 HCL	
IR06-GW27DW-98B	4-16	0930	WATER	1000mL	PLASTIC	1	Conc HNO3	
IR06-GW27DW-98B	4-16	0930	WATER	1000mL	PLASTIC	1	None	
IR06-GW27DA-98B	4-15	1758	WATER	40mL	VIAL	3	1:1 HCL	
IR06-GW27DA-98B	4-15	1758	WATER	1000mL	PLASTIC	1	Conc HNO3	
IR06-GW27DA-98B	4-15	1758	WATER	1000mL	PLASTIC	1	None	custody seals intact
IR06-GW28-98B			WATER	40mL	VIAL	3	1:1 HCL	received at 3c 4/17/98
IR06-GW28-98B			WATER	1000mL	PLASTIC	1	Conc HNO3	
IR06-GW28-98B			WATER	1000mL	PLASTIC	1	None	
IR06-GW28DW-98B			WATER	40mL	VIAL	3	1:1 HCL	
IR06-GW28DW-98B			WATER	1000mL	PLASTIC	1	Conc HNO3	
IR06-GW28DW-98B			WATER	1000mL	PLASTIC	1	None	
IR06-GW30-98B			WATER	40mL	VIAL	3	1:1 HCL	
IR06-GW30-98B			WATER	1000mL	PLASTIC	1	Conc HNO3	
IR06-GW30-98B			WATER	1000mL	PLASTIC	1	None	

Special Instructions

Possible Hazard Identification <input type="checkbox"/> Non-Hazard <input type="checkbox"/> Flammable <input type="checkbox"/> Skin Irritant <input type="checkbox"/> Poison B <input type="checkbox"/> Unknown		Sample Disposal <input type="checkbox"/> Return To Client <input checked="" type="checkbox"/> Disposal By Lab <input type="checkbox"/> Archive For _____ Months	
Turn Around Time Required <input checked="" type="checkbox"/> Normal <input type="checkbox"/> Rush <input type="checkbox"/> Other _____		QC Level <input type="checkbox"/> I. <input type="checkbox"/> II. <input type="checkbox"/> III.	
1. Relinquished By Tom Trebilcock	Date 4-16-98	Time 1700	1. Received By Fed Ex
2. Relinquished By	Date	Time	2. Received By Diane Gange
3. Relinquished By	Date	Time	3. Received By

Comments

DISTRIBUTION: WHITE - Stays with the Sample; CANARY - Returned to Client with Report; PINK - Field Copy

90000000

Chain of Custody Record



CHAIN OF CUSTODY NUMBER



* 0 0 1 0 6 3 - 0 0 4 *

Coc # 367-000-98B

H8D70170

QUA-4149-1

Client Baker Environmental, Inc.			Project Manager Tom Trebilcock			Date 04/09/1998			Page 3 of 4		
Address Airport Office Park Bldg 3			Telephone Number (Area Code)/Fax Number (412) 269-6000 / (000)			Lab Location QUANTERRA - KNOXVILL			Analysis		
City Coraopolis		State PA	Zip Code 15108		Site Contact Tom Trebilcock			M M M T T S C T D S S L C S S 2 P L 6 3 P 0 0 3 L : 0 L L L			
Project Number/Name Camp LeJeune			Carrier/Waybill Number FedEx 802769750938								
Contract/Purchase Order/Quote Number CONTRACT / PURCHASE ORDER # : 1998			QUOTE: 21108								

Sample I.D. Number and Description	Date	Time	Sample Type	Containers			Preservative	Condition on Receipt/Comments	M	M	M	T	T	S	C	D	S	
				Volume	Type	No.												
IR06-GW30DW-98B			WATER	40mL	VIAL	3	1:1 HCL											
IR06-GW30DW-98B			WATER	1000mL	PLASTIC	1	Conc HNO3		X	X								
IR06-GW30DW-98B			WATER	1000mL	PLASTIC	1	None						X	X				
IR06-GW32-98B /	4-16	0930	WATER	40mL	VIAL	3	1:1 HCL		X									
IR06-GW32-98B /	4-16	0930	WATER	1000mL	PLASTIC	1	Conc HNO3		X	X								
IR06-GW32-98B /	4-16	0930	WATER	1000mL	PLASTIC	1	None						X	X				
IR06-GW33-98B /	4-15	1740	WATER	40mL	VIAL	3	1:1 HCL		X									
IR06-GW33-98B /	4-15	1740	WATER	1000mL	PLASTIC	1	Conc HNO3		X	X								
IR06-GW33-98B /	4-15	1740	WATER	1000mL	PLASTIC	1	None						X	X				
IR06-GW34-98B /	4-16	1345	WATER	40mL	VIAL	3	1:1 HCL		X									
IR06-GW34-98B /	4-16	1345	WATER	1000mL	PLASTIC	1	Conc HNO3		X	X								
IR06-GW34-98B /	4-16	1345	WATER	1000mL	PLASTIC	1	None						X	X				
IR06-GW35D-98B			WATER	40mL	VIAL	3	1:1 HCL		X									
IR06-GW35D-98B			WATER	1000mL	PLASTIC	1	Conc HNO3		X	X								
IR06-GW35D-98B			WATER	1000mL	PLASTIC	1	None						X	X				
IR06-GW36D-98B			WATER	40mL	VIAL	3	1:1 HCL		X									

Special Instructions

Possible Hazard Identification				Sample Disposal				(A fee may be assessed if samples are retained longer than 3 months)			
<input type="checkbox"/> Non-Hazard	<input type="checkbox"/> Flammable	<input type="checkbox"/> Skin Irritant	<input type="checkbox"/> Poison B	<input type="checkbox"/> Unknown	<input type="checkbox"/> Return To Client	<input checked="" type="checkbox"/> Disposal By Lab	<input type="checkbox"/> Archive For				
Turn Around Time Required				QC Level				Project Specific Requirements (Specify)			
<input checked="" type="checkbox"/> Normal				<input type="checkbox"/> I. <input type="checkbox"/> II. <input type="checkbox"/> III.							
1. Relinquished By JL F. White				Date 4-16-98 Time 1700				1. Received By FedEx Date 4-16-98 Time 1700			
2. Relinquished By				Date				2. Received By Dave Gange Date 4-17-98 Time 8:50			
3. Relinquished By				Date				3. Received By			

Comments

0000007

Chain of Custody Record



CHAIN OF CUSTODY NUMBER



COE # 367-001-98B

H&D170170

QUA-4149-1

Client Baker Environmental, Inc.		Project Manager Tom Trebilcock	Date 04/09/1998	Page 4 of 4
Address Airport Office Park Bldg 3		Telephone Number (Area Code)/Fax Number (412) 269-6000 / (000)	Lab Location QUANTERRA - KNOXVILL	Analysis
City Coraopolis	State PA	Zip Code 15108	Site Contact Tom Trebilcock	
Project Number/Name Camp LeJeune		Carrier/Waybill Number Fed Ex 802697750938		

CONTRACT / PURCHASE ORDER # : **1998** QUOTE: **21108**

Sample I.D. Number and Description	Date	Time	Sample Type	Containers			Preservative	Condition on Receipt/Comments	M	S	8	6	0	L	L	L	M	T	T	S	S	S		
				Volume	Type	No.																		
IR06-82GW02-98B			WATER	1000mL	PLASTIC	1	None														X	X		
IR06-82GW03-98B ✓	4-15	1530	WATER	40mL	VIAL	3	1:1 HCL		X															
IR06-82GW03-98B ✓	4-15	1530	WATER	1000mL	PLASTIC	1	Conc HNO3			X	X												P42	
IR06-82GW03-98B ✓	4-15	1530	WATER	1000mL	PLASTIC	1	None															X	X	
IR06-SRW01-98B			WATER	40mL	VIAL	3	1:1 HCL		X															
IR06-SRW02-98B ✓	4-16	1150	WATER	40mL	VIAL	3	1:1 HCL	Custody seals intact	X															
IR06-SRW03-98B ✓	4-16	0820	WATER	40mL	VIAL	3	1:1 HCL	received at 30C D4/17/98	X															
IR06-SRW04-98B ✓	4-16	1225	WATER	40mL	VIAL	3	1:1 HCL		X															
IR06-SRW05-98B			WATER	40mL	VIAL	3	1:1 HCL		X															
IR06-SRW06-98B			WATER	40mL	VIAL	3	1:1 HCL		X															
IR06-DRW01-98B			WATER	40mL	VIAL	3	1:1 HCL		X															
IR06-DRW02-98B			WATER	40mL	VIAL	3	1:1 HCL		X															
IR06-DRW03-98B			WATER	40mL	VIAL	3	1:1 HCL		X															
IR06-DRW04-98B			WATER	40mL	VIAL	3	1:1 HCL		X															
IR06-TB01-98B	4-15	1200	Water	40ml	vial	3	1:1 HCl		X															

Special Instructions

Possible Hazard Identification		Sample Disposal		(A fee may be assessed if samples are retained longer than 3 months)
<input type="checkbox"/> Non-Hazard <input type="checkbox"/> Flammable <input type="checkbox"/> Skin Irritant <input type="checkbox"/> Poison B <input type="checkbox"/> Unknown		<input type="checkbox"/> Return To Client <input checked="" type="checkbox"/> Disposal By Lab <input type="checkbox"/> Archive For _____ Months		
Turn Around Time Required		Project Specific Requirements (Specify)		
<input checked="" type="checkbox"/> Normal <input type="checkbox"/> Rush <input type="checkbox"/> Other _____				
QC Level				
<input type="checkbox"/> I. <input type="checkbox"/> II. <input type="checkbox"/> III.				
1. Relinquished By <i>T. L. F. Trebilcock</i>		Date	Time	1. Received By <i>Fed Ex</i>
		4-16-98	1700	
2. Relinquished By		Date	Time	2. Received By <i>Diane Lange</i>
3. Relinquished By		Date	Time	3. Received By

Comments

00000000

1K06-GW41-98B

WATER 1000mL PLASTIC 1 Conc HNO3

48D180129

XX



Chain of Custody Record

CHAIN OF CUSTODY NUMBER



COC# 367-002-98B

* 0 0 1 0 6 3 - 0 0 1 *

QUA-4149-1

Client Baker Environmental, Inc.			Project Manager Tom Trebilcock			Date 04/09/1998			Page <u>1</u> of <u>4</u>		
Address Airport Office Park Bldg 3			Telephone Number (Area Code)/Fax Number (412) 269-6000 / (000)			Lab Location QUANTERRA - KNOXVILL			Analysis		
City Coraopolis	State PA	Zip Code 15108	Site Contact Tom Trebilcock			M	M	T	T		
Project Number/Name Camp LeJeune			Carrier/Waybill Number FedEx 802769750927			S	C	T	D	S	
Contract/Purchase Order/Quote Number CONTRACT / PURCHASE ORDER # : 1998			QUOTE: 21108			S	L	C	S	S	

Sample I.D. Number and Description	Date	Time	Sample Type	Containers			Preservative	Condition on Receipt/Comments	M	M	T	T										
				Volume	Type	No.																
IR06-GW01-98B	4-16	1735	WATER	40mL	VIAL	3	1:1 HCL															
IR06-GW01-98B	4-16	1735	WATER	1000mL	PLASTIC	1	Conc HNO3	PH=7	X	X												
IR06-GW01-98B	4-16	1735	WATER	1000mL	PLASTIC	1	None				X	X										
IR06-GW01-98B			WATER	40mL	VIAL	3	1:1 HCL		X													
IR06-GW01D-98B	4-16	1415	WATER	1000mL	PLASTIC	1	Conc HNO3	PH=2		X	X											
IR06-GW01D-98B	4-16	1415	WATER	1000mL	PLASTIC	1	None				X	X										
IR06-GW01DA-98B	4-16	1715	WATER	40mL	VIAL	3	1:1 HCL		X													
IR06-GW01DA-98B	4-16	1715	WATER	1000mL	PLASTIC	1	Conc HNO3	PH=2		X	X											
IR06-GW01DA-98B	4-16	1715	WATER	1000mL	PLASTIC	1	None				X	X										
IR06-GW01DB-98B	4-17	0915	WATER	40mL	VIAL	3	1:1 HCL		X													
IR06-GW01DB-98B	4-17	0915	WATER	1000mL	PLASTIC	1	Conc HNO3	PH=2		X	X											
IR06-GW01DB-98B	4-17	0915	WATER	1000mL	PLASTIC	1	None				X	X										
IR06-GW01DB-98B			WATER	40mL	VIAL	3	1:1 HCL		X													
IR06-GW01DB-98B			WATER	1000mL	PLASTIC	1	Conc HNO3			X	X											
IR06-GW01DB-98B			WATER	1000mL	PLASTIC	1	None				X	X										
IR06-GW03-98B	4-17	1230	WATER	40mL	VIAL	3	1:1 HCL		X													

Special Instructions

Rec'd @ 20C w/custody seals Intact BBP 4/18/98

Possible Hazard Identification: Non-Hazard Flammable Skin Irritant Poison B Unknown Return To Client Disposal By Lab Archive For _____ Months (A fee may be assessed if samples are retained longer than 3 months)

Turn Around Time Required: Normal Rush Other _____

OC Level: I. II. III.

1. Relinquished By Tom Trebilcock	Date 4-17-98	Time 1700	1. Received By FedEx	Date 4-17-98	Time 1700
2. Relinquished By	Date	Time	2. Received By <i>[Signature]</i>	Date 4/18/98	Time 1015
3. Relinquished By	Date	Time	3. Received By	Date	Time

Comments

00000005

Chain of Custody Record

CHAIN OF CUSTODY NUMBER



* 0 0 1 0 6 3 - 0 0 2 *

H8D180129



COC # 367-002-98B

QUA-4149-1

Client Baker Environmental, Inc.			Project Manager Tom Trebilcock		Date 04/09/1998	Page <u>2</u> of <u>4</u>
Address Airport Office Park Bldg 3			Telephone Number (Area Code)/Fax Number (412) 269-6000 / (000)		Lab Location QUANTERRA - KNOXVILL	
City Coraopolis	State PA	Zip Code 15108	Site Contact Tom Trebilcock		Analysis	
Project Number/Name Camp LeJeune			Carrier/Waybill Number FedEx 802769750927			
Contract/Purchase Order/Quote Number CONTRACT / PURCHASE ORDER # : 1998			QUOTE: 21108			

Sample I.D. Number and Description	Date	Time	Sample Type	Containers			Preservative	Condition on Receipt/Comments	M	M	T	T	S	C	D	S	
				Volume	Type	No.											
IR06-GW03-98B	4-17	1230	WATER	1000mL	PLASTIC	1	Conc HNO3										
IR06-GW03-98B	4-17	1230	WATER	1000mL	PLASTIC	1	None										
IR06-GW03-98B			WATER	40mL	VIAL	3	1:1 HCL										
IR06-GW03-98B			WATER	1000mL	PLASTIC	1	Conc HNO3										
IR06-GW03-98B			WATER	1000mL	PLASTIC	1	None										
IR06-GW03-98B			WATER	40mL	VIAL	3	1:1 HCL										
IR06-GW03-98B			WATER	1000mL	PLASTIC	1	Conc HNO3										
IR06-GW03-98B			WATER	1000mL	PLASTIC	1	None										
IR06-GW03-98B			WATER	40mL	VIAL	3	1:1 HCL										
IR06-GW03-98B			WATER	1000mL	PLASTIC	1	Conc HNO3										
IR06-GW03-98B			WATER	1000mL	PLASTIC	1	None										
IR06-GW17-98B	4-17	0920	WATER	40mL	VIAL	3	1:1 HCL										
IR06-GW17-98B	4-17	0920	WATER	1000mL	PLASTIC	1	Conc HNO3										
IR06-GW17-98B	4-17	0920	WATER	1000mL	PLASTIC	1	None										
IR06-GW21-98B			WATER	40mL	VIAL	3	1:1 HCL										
IR06-GW03-98B			WATER	1000mL	PLASTIC	1	Conc HNO3										

Special Instructions

Possible Hazard Identification				Sample Disposal			
<input type="checkbox"/> Non-Hazard	<input type="checkbox"/> Flammable	<input type="checkbox"/> Skin Irritant	<input type="checkbox"/> Poison B	<input type="checkbox"/> Unknown	<input type="checkbox"/> Return To Client	<input checked="" type="checkbox"/> Disposal By Lab	<input type="checkbox"/> Archive For _____ Months
Turn Around Time Required				Project Specific Requirements (Specify)			
<input checked="" type="checkbox"/> Normal	<input type="checkbox"/> Rush	<input type="checkbox"/> Other _____		<input type="checkbox"/> I.	<input type="checkbox"/> II.	<input type="checkbox"/> III.	
1. Relinquished By		Date	Time	1. Received By		Date	Time
<i>Tom Trebilcock</i>		4-17-98	1700	FedEx		4-17-98	1700
2. Relinquished By		Date	Time	2. Received By		Date	Time
				<i>Ryan Blomquist</i>		4/18/98	1815
3. Relinquished By		Date	Time	3. Received By		Date	Time
Comments							

DISTRIBUTION: WHITE - Stays with the Sample; CANARY - Returned to Client with Report; PINK - Field Copy

00000000

**Chain of Custody
Record**

H8D18U129



CHAIN OF CUSTODY NUMBER



COC# 367-002-98B

* 0 0 1 0 6 3 - 0 0 5 *

QUA-4149-1

Client Baker Environmental, Inc.		Project Manager Tom Trebilcock	Date 04/09/1998	Page 3 of 4
Address Airport Office Park Bldg 3		Telephone Number (Area Code)/Fax Number (412) 269-6000 / (000)	Lab Location QUANTERRA - KNOXVILL	

City Coraopolis	State PA	Zip Code 15108	Site Contact Tom Trebilcock	Analysis M M T T S C T D S S L C S S 2 P L 6 3 P 0 0 3 L : 0 L L L
Project Number/Name Camp LeJeune			Carrier/Waybill Number Fed Ex 802769750927	

Contract/Purchase Order/Quote Number
CONTRACT / PURCHASE ORDER # : 1998 QUOTE: 21108

Sample I.D. Number and Description	Date	Time	Sample Type	Containers			Preservative	Condition on Receipt/Comments												
				Volume	Type	No.														
IR06-GW38D-98B			WATER	1000mL	PLASTIC	1	Conc HNO3													
IR06-GW38D-98B			WATER	1000mL	PLASTIC	1	None													
IR06-GW38D-98B			WATER	40mL	VIAL	3	1:1 HCL													
IR06-GW38D-98B			WATER	1000mL	PLASTIC	1	Conc HNO3													
IR06-GW38D-98B			WATER	1000mL	PLASTIC	1	None													
IR06-GW38D-98B	4-17	1310	WATER	40mL	VIAL	3	1:1 HCL													
IR06-GW38D-98B	4-17	1310	WATER	1000mL	PLASTIC	1	Conc HNO3	pH=2												
IR06-GW38D-98B	4-17	1310	WATER	1000mL	PLASTIC	1	None													
IR06-GW10D-98B			WATER	40mL	VIAL	3	1:1 HCL													
IR06-GW10D-98B			WATER	1000mL	PLASTIC	1	Conc HNO3													
IR06-GW10D-98B			WATER	1000mL	PLASTIC	1	None													
IR06-GW10D-98B			WATER	40mL	VIAL	3	1:1 HCL													
IR06-GW10D-98B			WATER	1000mL	PLASTIC	1	Conc HNO3													
IR06-GW10D-98B			WATER	1000mL	PLASTIC	1	None													
IR06-GW10D-98B			WATER	40mL	VIAL	3	1:1 HCL													
IR06-GW10D-98B			WATER	1000mL	PLASTIC	1	Conc HNO3													
IR06-GW10D-98B			WATER	1000mL	PLASTIC	1	None													
IR06-GW10D-98B			WATER	40mL	VIAL	3	1:1 HCL													
IR06-GW10D-98B			WATER	1000mL	PLASTIC	1	Conc HNO3													

Special Instructions

Possible Hazard Identification
 Non-Hazard Flammable Skin Irritant Poison B Unknown Return To Client Disposal By Lab Archive For _____ Months (A fee may be assessed if samples are retained longer than 3 months)

Turn Around Time Required
 Normal Rush Other _____
 QC Level I. II. III.

1. Relinquished By Tom Trebilcock	Date 4-17-98	Time 1700	1. Received By Fed Ex	Date 4-17-98	Time 1700
2. Relinquished By	Date	Time	2. Received By <i>[Signature]</i>	Date 4/18/98	Time 1015
3. Relinquished By	Date	Time	3. Received By	Date	Time

Comments

0000007

Chain of Custody Record

CHAIN OF CUSTODY NUMBER



H8D180129
COC# 367-002-988



QUA-4149-1

Client Baker Environmental, Inc.			Project Manager Tom Trebilcock			Date 04/09/1998			Page 4 of 45													
Address Airport Office Park Bldg 3			Telephone Number (Area Code)/Fax Number (412) 269-6000 / (000)			Lab Location QUANTERRA - KNOXVILL			Analysis													
City Coraopolis	State PA	Zip Code 15108	Site Contact Tom Trebilcock			Carrier/Waybill Number FedEx 802769750927			M	M	M	T	T									
Project Number/Name Camp LeJeune			Contract/Purchase Order/Quote Number CONTRACT / PURCHASE ORDER # : QUOTE: 21108						S	C	T	D	S									
									S	L	C	S	S									
									2	P	L											
									6	3	P											
									0	0	3											
									L	:	0											
									L	L	L											

Sample I.D. Number and Description	Date	Time	Sample Type	Containers			Preservative	Condition on Receipt/Comments	M	M	M	T	T											
				Volume	Type	No.																		
IR06-TB02-988	4-16	1400	Water	40mL	vial	3	1:1 HCl																	
			WATER	1000mL	PLASTIC	1	None																	
			WATER	40mL	VIAL	3	1:1 HCL	X																
			WATER	1000mL	PLASTIC	1	Conc HNO3		X	X														
			WATER	1000mL	PLASTIC	1	None					X	X											
			WATER	40mL	VIAL	3	1:1 HCL	X																
			WATER	40mL	VIAL	3	1:1 HCL	X																
			WATER	40mL	VIAL	3	1:1 HCL	X																
			WATER	40mL	VIAL	3	1:1 HCL	X																
			WATER	40mL	VIAL	3	1:1 HCL	X																
			WATER	40mL	VIAL	3	1:1 HCL	X																
			WATER	40mL	VIAL	3	1:1 HCL	X																
			WATER	40mL	VIAL	3	1:1 HCL	X																
			WATER	40mL	VIAL	3	1:1 HCL	X																
			WATER	40mL	VIAL	3	1:1 HCL	X																
			WATER	40mL	VIAL	3	1:1 HCL	X																

Special Instructions

Possible Hazard Identification: Non-Hazard Flammable Skin Irritant Poison B Unknown Return To Client Disposal By Lab Archive For _____ Months (A fee may be assessed if samples are retained longer than 3 months)

Turn Around Time Required: Normal Rush Other _____ OC Level: I. II. III. Project Specific Requirements (Specify)

1. Relinquished By <i>Tom Trebilcock</i>	Date 4-17-98	Time 1700	1. Received By FedEx	Date 4-17-98	Time 1700
2. Relinquished By	Date	Time	2. Received By <i>Bryan Blumquist</i>	Date 4/18/98	Time 1015
3. Relinquished By	Date	Time	3. Received By	Date	Time

Comments

DISTRIBUTION: WHITE - Stays with the Sample; CANARY - Returned to Client with Report; PINK - Field Copy

8000000

**Chain of Custody
Record**

CHAIN OF CUSTODY NUMBER



* 0 0 1 0 6 3 - 0 0 2 *

H8D200134



COC # 367-003-98B

QUA-4149-1

Client Baker Environmental, Inc.		Project Manager Tom Trebilcock	Date 04/09/1998	Page <u>1</u> of <u>4</u>
Address Airport Office Park Bldg 3		Telephone Number (Area Code)/Fax Number (412) 269-6000 / (000)	Lab Location QUANTERRA - KNOXVILL	

City Coraopolis	State PA	Zip Code 15108	Site Contact Tom Trebilcock	<table border="1"> <tr><td>M</td><td>M</td><td>M</td><td>T</td><td>T</td></tr> <tr><td>S</td><td>C</td><td>T</td><td>D</td><td>S</td></tr> <tr><td>8</td><td>L</td><td>C</td><td>S</td><td>S</td></tr> <tr><td>2</td><td>P</td><td>L</td><td></td><td></td></tr> <tr><td>6</td><td>3</td><td>P</td><td></td><td></td></tr> <tr><td>0</td><td>0</td><td>3</td><td></td><td></td></tr> <tr><td>L</td><td>!</td><td>0</td><td></td><td></td></tr> <tr><td>L</td><td>L</td><td>L</td><td></td><td></td></tr> </table>	M	M	M	T	T	S	C	T	D	S	8	L	C	S	S	2	P	L			6	3	P			0	0	3			L	!	0			L	L	L		
M	M	M	T		T																																							
S	C	T	D	S																																								
8	L	C	S	S																																								
2	P	L																																										
6	3	P																																										
0	0	3																																										
L	!	0																																										
L	L	L																																										
Project Number/Name Camp LeJeune			Carrier/Waybill Number Fed Ex 802769750916																																									

Contract/Purchase Order/Quote Number
CONTRACT / PURCHASE ORDER # : 1998 QUOTE: 21108

Sample I.D. Number and Description	Date	Time	Sample Type	Containers			Preservative	Condition on Receipt/Comments	M	M	M	T	T
				Volume	Type	No.							
IR06-GW03-98B			WATER	1000mL	PLASTIC	1	Conc HNO3		X	X			
IR06-GW03-98B			WATER	1000mL	PLASTIC	1	None				X	X	
IR06-GW03D-98B			WATER	40mL	VIAL	3	1:1 HCL	X					
IR06-GW03D-98B			WATER	1000mL	PLASTIC	1	Conc HNO3		X	X			
IR06-GW03D-98B			WATER	1000mL	PLASTIC	1	None				X	X	
IR06-GW15D-98B			WATER	40mL	VIAL	3	1:1 HCL	X					
IR06-GW15D-98B			WATER	1000mL	PLASTIC	1	Conc HNO3		X	X			
IR06-GW15D-98B			WATER	1000mL	PLASTIC	1	None				X	X	
IR06-GW16-98B			WATER	40mL	VIAL	3	1:1 HCL	X					
IR06-GW16-98B			WATER	1000mL	PLASTIC	1	Conc HNO3		X	X			
IR06-GW16-98B			WATER	1000mL	PLASTIC	1	None				X	X	
IR06-GW17-98B			WATER	40mL	VIAL	3	1:1 HCL	X					
IR06-GW17-98B			WATER	1000mL	PLASTIC	1	Conc HNO3		X	X			
IR06-GW17-98B			WATER	1000mL	PLASTIC	1	None				X	X	
IR06-GW21-98B ✓	4-18	1005	WATER	40mL	VIAL	3	1:1 HCL	X					
IR06-GW21-98B ✓	4-18	1005	WATER	1000mL	PLASTIC	1	Conc HNO3		X	X			

Special Instructions
Custody seals intact, received at 2°C, AFO 4-20-98

Possible Hazard Identification <input type="checkbox"/> Non-Hazard <input type="checkbox"/> Flammable <input type="checkbox"/> Skin Irritant <input type="checkbox"/> Poison B <input type="checkbox"/> Unknown			Sample Disposal <input type="checkbox"/> Return To Client <input checked="" type="checkbox"/> Disposal By Lab <input type="checkbox"/> Archive For _____ Months		
Turn Around Time Required <input checked="" type="checkbox"/> Normal <input type="checkbox"/> Rush <input type="checkbox"/> Other _____			QC Level <input type="checkbox"/> I. <input type="checkbox"/> II. <input type="checkbox"/> III.		
Relinquished By <i>Tom Trebilcock</i>		Date 4-18-98	Time 1200	Project Specific Requirements (Specify) Fed Ex	
1. Relinquished By		Date 4-18-98	Time 1200	1. Received By Fed Ex	
2. Relinquished By		Date 4-20-98	Time 08:45	2. Received By <i>Morgan K. Jamison</i>	
3. Relinquished By		Date	Time	3. Received By	

Comments

000000

Chain of Custody Record

CHAIN OF CUSTODY NUMBER



* 0 0 1 0 6 3 - 0 0 5 *

H8D200134



COC# 367-003-988

QUA-4149-1

Client Baker Environmental, Inc.		Project Manager Tom Trebilcock	Date 04/09/1998	Page 3 of 4
Address Airport Office Park Bldg 3		Telephone Number (Area Code)/Fax Number (412) 269-6000 / (000)	Lab Location QUANTERRA - KNOXVILLE	
City Coraopolis	State PA	Zip Code 15108	Site Contact Tom Trebilcock	

Project Number/Name Camp LeJeune	Carrier/Waybill Number FedEx 802769750916	Analysis
Contract/Purchase Order/Quote Number CONTRACT / PURCHASE ORDER # : 1998	QUOTE: 21108	

Sample I.D. Number and Description	Date	Time	Sample Type	Containers			Preservative	Condition on Receipt/Comments	M	M	M	T	T	D	S
				Volume	Type	No.									
IR06-GW36D-98B			WATER	1000mL	PLASTIC	1	Conc HNO3								
IR06-GW36D-98B			WATER	1000mL	PLASTIC	1	None								
IR06-GW37D-98B			WATER	40mL	VIAL	3	1:1 HCL								
IR06-GW37D-98B			WATER	1000mL	PLASTIC	1	Conc HNO3								
IR06-GW37D-98B			WATER	1000mL	PLASTIC	1	None								
IR06-GW38D-98B			WATER	40mL	VIAL	3	1:1 HCL								
IR06-GW38D-98B			WATER	1000mL	PLASTIC	1	Conc HNO3								
IR06-GW38D-98B			WATER	1000mL	PLASTIC	1	None								
IR06-GW40DW-98B /	4-17	1745	WATER	40mL	VIAL	3	1:1 HCL								
IR06-GW40DW-98B /	4-17	1745	WATER	1000mL	PLASTIC	1	Conc HNO3								
IR06-GW40DW-98B /	4-17	1745	WATER	1000mL	PLASTIC	1	None								
IR06-GW40DWA-98B /	4-17	1740	WATER	40mL	VIAL	3	1:1 HCL								
IR06-GW40DWA-98B /	4-17	1740	WATER	1000mL	PLASTIC	1	Conc HNO3								
IR06-GW40DWA-98B /	4-17	1740	WATER	1000mL	PLASTIC	1	None								
IR06-82GW02-98B			WATER	40mL	VIAL	3	1:1 HCL								
IR06-82GW02-98B			WATER	1000mL	PLASTIC	1	Conc HNO3								

Special Instructions

Custody seals intact, received at 2°C, BYO 4-20-98


Possible Hazard Identification	Sample Disposal
<input type="checkbox"/> Non-Hazard <input type="checkbox"/> Flammable <input type="checkbox"/> Skin Irritant <input type="checkbox"/> Poison B <input type="checkbox"/> Unknown	<input type="checkbox"/> Return To Client <input checked="" type="checkbox"/> Disposal By Lab <input type="checkbox"/> Archive For _____ Months

Turn Around Time Required	QC Level	Project Specific Requirements (Specify)
<input checked="" type="checkbox"/> Normal <input type="checkbox"/> Rush <input type="checkbox"/> Other _____	<input type="checkbox"/> I. <input type="checkbox"/> II. <input type="checkbox"/> III.	

1. Relinquished By <i>Tom F. Trebilcock</i>	Date 4-18-98	Time 1200	1. Received By FedEx	Date 4-18-98	Time 1200
2. Relinquished By	Date	Time	2. Received By <i>Bryan K. Dammann</i>	Date 4-20-98	Time 08:45
3. Relinquished By	Date	Time	3. Received By	Date	Time

Comments

Chain of Custody Record



H8D20034
COC # 367-003-98B

QUA-4149-1

Client Baker Environmental, Inc.		Project Manager Tom Trebilcock		Date 04/09/1998	Page 4 of 4
Address Airport Office Park Bldg 3		Telephone Number (Area Code)/Fax Number (412) 269-6000 / (000)		Lab Location QUANTERRA - KNOXVILL	

City Coraopolis	State PA	Zip Code 15108	Site Contact Tom Trebilcock
Project Number/Name Camp LeJeune		Carrier/Waybill Number FedEx 802769750916	

CONTRACT / PURCHASE ORDER # : **1998** QUOTE: **21108**

Sample I.D. Number and Description	Date	Time	Sample Type	Containers			Preservative	Condition on Receipt/Comments	Analysis											
				Volume	Type	No.			M	M	M	T	T	T	D	S	S			
IR06-82GW02-98B			WATER	1000mL	PLASTIC	1	None													
IR06-82GW03-98B			WATER	40mL	VIAL	3	1:1 HCL		X											
IR06-82GW03-98B			WATER	1000mL	PLASTIC	1	Conc HNO3		X	X										
IR06-82GW03-98B			WATER	1000mL	PLASTIC	1	None				X	X								
IR06-SRW01-98B			WATER	40mL	VIAL	3	1:1 HCL		X											
IR06-SRW02-98B			WATER	40mL	VIAL	3	1:1 HCL		X											
IR06-SRW03-98B			WATER	40mL	VIAL	3	1:1 HCL		X											
IR06-SRW04-98B			WATER	40mL	VIAL	3	1:1 HCL		X											
IR06-SRW05-98B			WATER	40mL	VIAL	3	1:1 HCL		X											
IR06-SRW06-98B			WATER	40mL	VIAL	3	1:1 HCL		X											
IR06-DRW01-98B	4-17	1710	WATER	40mL	VIAL	3	1:1 HCL		X											
IR06-DRW02-98B			WATER	40mL	VIAL	3	1:1 HCL		X											
IR06-DRW03-98B			WATER	40mL	VIAL	3	1:1 HCL		X											
IR06-DRW04-98B			WATER	40mL	VIAL	3	1:1 HCL		X											
IR06-TB03-98B	4-17	1700	Water	4ml	vial	3	1:1 HCl		X											

Special Instructions

Possible Hazard Identification: Non-Hazard Flammable Skin Irritant Poison B Unknown

Sample Disposal: Return To Client Disposal By Lab Archive For _____ Months (A fee may be assessed if samples are retained longer than 3 months)

Turn Around Time Required: Normal Rush Other _____

QC Level: I. II. III.

Project Specific Requirements (Specify)

1. Relinquished By <i>Therese F. Jubill</i>	Date 4-18-98	Time 1200	1. Received By FedEx	Date 4-18-98	Time 1200
2. Relinquished By	Date	Time	2. Received By <i>Bryan K. Damann</i>	Date 4-20-98	Time 08:45
3. Relinquished By	Date	Time	3. Received By	Date	Time

Comments

000000

IR06-GW21-98B
IR06-GW21-98B

WATER 40mL VIAL 3 1:1 HCL
WATER 1000mL PLASTIC 1 Conc HNO3

H8D210145

X X



Chain of Custody
Record

CHAIN OF CUSTODY NUMBER



* 0 0 1 0 6 3 - 0 0 1 *

CGC# 367-004-98B

V-4140-1

Client Quanterra Environmental, Inc.		Project Manager Tom Trebilcock		Date 04/09/1998		Page <u>1</u> of <u>6</u>	
Address Report Office Park Bldg 3		Telephone Number (Area Code)/Fax Number (412) 269-6000 / (000)		Lab Location QUANTERRA - KNOXVILL		Analysis	
City Knoxville	State PA	Zip Code 15108	Site Contact Tom Trebilcock		Carrier/Waybill Number FedEx 802769750949		
Contract/Purchase Order/Quote Number EXTRACT / PURCHASE ORDER # : 1998				QUOTE: 21108			

Sample I.D. Number and Description	Date	Time	Sample Type	Containers			Preservative	Condition on Receipt/Comments	M	M	M	T	T	T	D	S	S	S	S	
				Volume	Type	No.														
IR06-GW01-98B			WATER	40mL	VIAL	3	1:1 HCL		X											
IR06-GW01-98B			WATER	1000mL	PLASTIC	1	Conc HNO3			X	X									
IR06-GW01-98B			WATER	1000mL	PLASTIC	1	None					X	X							
IR06-GW01D-98B			WATER	40mL	VIAL	3	1:1 HCL		X											
IR06-GW01B-98B			WATER	1000mL	PLASTIC	1	Conc HNO3			X	X									
IR06-GW01B-98B			WATER	1000mL	PLASTIC	1	None					X	X							
IR06-GW01DA-98B			WATER	40mL	VIAL	3	1:1 HCL		X											
IR06-GW01DB-98B			WATER	1000mL	PLASTIC	1	Conc HNO3			X	X									
IR06-GW01DB-98B			WATER	1000mL	PLASTIC	1	None					X	X							
IR06-GW01DB-98B			WATER	40mL	VIAL	3	1:1 HCL		X											
IR06-GW01DB-98B			WATER	1000mL	PLASTIC	1	Conc HNO3			X	X									
IR06-GW01DB-98B			WATER	1000mL	PLASTIC	1	None					X	X							
IR06-GW02DW-98B	4-18	1530	WATER	40mL	VIAL	3	1:1 HCL		X											
IR06-GW02DW-98B	4-18	1530	WATER	1000mL	PLASTIC	1	Conc HNO3			X	X									
IR06-GW02DW-98B	4-18	1530	WATER	1000mL	PLASTIC	1	None					X	X							
IR06-GW02-98B			WATER	40mL	VIAL	3	1:1 HCL		X											

Special Instructions

Possible Hazard Identification <input type="checkbox"/> Non-Hazard <input type="checkbox"/> Flammable <input type="checkbox"/> Skin Irritant <input type="checkbox"/> Poison B <input type="checkbox"/> Unknown		Sample Disposal <input type="checkbox"/> Return To Client <input checked="" type="checkbox"/> Disposal By Lab <input type="checkbox"/> Archive For _____ Months		(A fee may be assessed if samples are retained longer than 3 months)	
Around Time Required <input checked="" type="checkbox"/> Normal <input type="checkbox"/> Rush <input type="checkbox"/> Other _____		QC Level <input type="checkbox"/> I. <input type="checkbox"/> II. <input type="checkbox"/> III.		Project Specific Requirements (Specify)	
Relinquished By: <i>Tom Trebilcock</i>		Date: 4-20-98 Time: 1700		1. Received By: <i>FedEx</i> Date: 4-20-98 Time: 1700	
Relinquished By: _____		Date: _____ Time: _____		2. Received By: <i>Byron Blomquist</i> Date: 4/21/98 Time: 0830	
Relinquished By: _____		Date: _____ Time: _____		3. Received By: _____ Date: _____ Time: _____	

Comments

000000

Chain of Custody Record

CHAIN OF CUSTODY NUMBER



* 0 0 1 0 6 3 - 0 0 2 *

H8D210145



Loc# 367-004-98B

UA-4149-1

Client Mer Environmental, Inc.		Project Manager Tom Trebilcock		Date 04/09/1998	Page <u>2</u> of <u>6</u>
Address Report Office Park Bldg 3		Telephone Number (Area Code)/Fax Number (412) 269-6000 / (000)		Lab Location QUANTERRA - KNOXVILL	
City Roanopolis	State PA	Zip Code 15108	Site Contact Tom Trebilcock	Analysis	
Project Number/Name Emp LeJeune			Carrier/Waybill Number FedEx		
Contract/Purchase Order/Quote Number CONTRACT / PURCHASE ORDER # : 1998 QUOTE: 21108					

Sample I.D. Number and Description	Date	Time	Sample Type	Containers			Preservative	Condition on Receipt/Comments	M	M	M	T	T	T	S	S	S	S
				Volume	Type	No.												
IR06-GW03-98B			WATER	1000mL	PLASTIC	1	Conc HNO3		X	X								
IR06-GW03-98B			WATER	1000mL	PLASTIC	1	None							X	X			
IR06-GW03D-98B	4-19	1010	WATER	40mL	VIAL	3	1:1 HCL		X									
IR06-GW03B-98B			WATER	1000mL	PLASTIC	1	Conc HNO3		X	X								
IR06-GW03B-98B			WATER	1000mL	PLASTIC	1	None							X	X			
IR06-GW15D-98B	4-18	1230	WATER	40mL	VIAL	3	1:1 HCL		X									
IR06-GW15D-98B	4-18	1230	WATER	1000mL	PLASTIC	1	Conc HNO3		X	X								
IR06-GW15D-98B	4-18	1230	WATER	1000mL	PLASTIC	1	None							X	X			
IR06-GW16-98B			WATER	40mL	VIAL	3	1:1 HCL		X									
IR06-GW16-98B			WATER	1000mL	PLASTIC	1	Conc HNO3		X	X								
IR06-GW16-98B			WATER	1000mL	PLASTIC	1	None							X	X			
IR06-GW17-98B			WATER	40mL	VIAL	3	1:1 HCL		X									
IR06-GW17-98B			WATER	1000mL	PLASTIC	1	Conc HNO3		X	X								
IR06-GW17-98B			WATER	1000mL	PLASTIC	1	None							X	X			
IR06-GW21-98B			WATER	40mL	VIAL	3	1:1 HCL		X									
IR06-GW21-98B			WATER	1000mL	PLASTIC	1	Conc HNO3		X	X								

Special Instructions

<input type="checkbox"/> Non-Hazard <input type="checkbox"/> Flammable <input type="checkbox"/> Skin Irritant <input type="checkbox"/> Poison B <input type="checkbox"/> Unknown		<input type="checkbox"/> Return To Client <input checked="" type="checkbox"/> Disposal By Lab <input type="checkbox"/> Archive For _____ Months		(A fee may be assessed if samples are retained longer than 3 months)	
<input type="checkbox"/> Around Time Required <input checked="" type="checkbox"/> Normal <input type="checkbox"/> Rush <input type="checkbox"/> Other _____		QC Level <input type="checkbox"/> I. <input type="checkbox"/> II. <input type="checkbox"/> III.		Project Specific Requirements (Specify)	
Relinquished By <i>Tom F. Trebilcock</i>		Date 4-20-98		Time 1700	
Relinquished By _____		Date _____		Time _____	
Relinquished By _____		Date _____		Time _____	
Relinquished By _____		Date _____		Time _____	

Comments

**Chain of Custody
Record**

4149-1

CHAIN OF CUSTODY NUMBER



* 0 0 1 0 6 3 - 0 0 3 *

H8210145



COC # 367-004-98B

Client Cer Environmental, Inc.		Project Manager Tom Trebilcock		Date 04/09/1998	Page <u>3</u> of <u>6</u>
Address Report Office Park Bldg 3		Telephone Number (Area Code)/Fax Number (412) 269-6000 / (000)		Lab Location QUANTERRA - KNOXVILL	Analysis
City Lebanon	State PA	Zip Code 15108	Site Contact Tom Trebilcock		
Project Number/Name Up LeJeune		Carrier/Waybill Number FedEx			
Contract / Purchase Order # : <u>1998</u>				QUOTE: 21108	

Sample I.D. Number and Description	Date	Time	Sample Type	Containers			Preservative	Condition on Receipt/Comments	M	M	M	M	T	T	T	T	T	T	T	T
				Volume	Type	No.			S	L	C	S	S	P	L	D	S	L	L	L
R06-GW21-98B			WATER	1000mL	PLASTIC	1	None								X	X				
R06-GW25DW-98B			WATER	40mL	VIAL	3	1:1 HCL		X											
R06-GW25DW-98B			WATER	1000mL	PLASTIC	1	Conc HNO3			X	X									
R06-GW25DW-98B			WATER	1000mL	PLASTIC	1	None					X	X							
R06-GW25DW-98B			WATER	40mL	VIAL	3	1:1 HCL		X											
R06-GW25DW-98B			WATER	1000mL	PLASTIC	1	Conc HNO3			X	X									
R06-GW25DW-98B			WATER	1000mL	PLASTIC	1	None					X	X							
R06-GW25DW-98B			WATER	40mL	VIAL	3	1:1 HCL		X											
R06-GW25DW-98B			WATER	1000mL	PLASTIC	1	Conc HNO3			X	X									
R06-GW25DW-98B			WATER	1000mL	PLASTIC	1	None					X	X							
R06-GW25DW-98B			WATER	40mL	VIAL	3	1:1 HCL		X											
R06-GW25DW-98B			WATER	1000mL	PLASTIC	1	Conc HNO3			X	X									
R06-GW25DW-98B			WATER	1000mL	PLASTIC	1	None					X	X							
R06-GW30-98B	4-18	1605	WATER	40mL	VIAL	3	1:1 HCL		X											
R06-GW30-98B	4-18	1605	WATER	1000mL	PLASTIC	1	Conc HNO3			X	X									PH 42
R06-GW30-98B	4-18	1605	WATER	1000mL	PLASTIC	1	None					X	X							

Special Instructions

Hazard Identification: Non-Hazard Flammable Skin Irritant Poison B Unknown

Sample Disposal: Return To Client Disposal By Lab Archive For _____ Months (A fee may be assessed if samples are retained longer than 3 months)

Around Time Required: Normal Rush Other _____

QC Level: I. II. III.

Project Specific Requirements (Specify)

Relinquished By <i>Th. F. Trebilcock</i>	Date 4-20-98	Time 1700	1. Received By FedEx	Date 4-20-98	Time 1700
Relinquished By	Date	Time	2. Received By <i>Bryan Blomquist</i>	Date 4/21/98	Time 0830
Relinquished By	Date	Time	3. Received By	Date	Time

Comments

Chain of Custody Record

CHAIN OF CUSTODY NUMBER



* 0 0 1 0 6 3 - 0 0 4 *

H80210145

COC# 367-004-98B



JA-4149-1

Client ker Environmental, Inc.			Project Manager Tom Trebilcock			Date 04/09/1998			Page <u>4</u> of <u>6</u>		
Address Report Office Park Bldg 3			Telephone Number (Area Code)/Fax Number (412) 269-6000 / (000)			Lab Location QUANTERRA - KNOXVILL			Analysis		
City raopolis	State PA	Zip Code 15108	Site Contact Tom Trebilcock								
Project Number/Name mp LeJeune			Carrier/Waybill Number								

Contract/Purchase Order/Quote Number
TRACT / PURCHASE ORDER # : 1998 QUOTE: 21108

Sample I.D. Number and Description	Date	Time	Sample Type	Containers			Preservative	Condition on Receipt/Comments	M	M	M	T	T							
				Volume	Type	No.														
IR06-GW30DW-98B	4-18	1745	WATER	40mL	VIAL	3	1:1 HCL		X											
IR06-GW30DW-98B	4-18	1745	WATER	1000mL	PLASTIC	1	Conc HNO3		X	X										
IR06-GW30DW-98B	4-18	1745	WATER	1000mL	PLASTIC	1	None				X	X								
IR06-GW30-98B			WATER	40mL	VIAL	3	1:1 HCL		X											
IR06-GW32-98B			WATER	1000mL	PLASTIC	1	Conc HNO3		X	X										
IR06-GW30-98B			WATER	1000mL	PLASTIC	1	None				X	X								
IR06-GW30-98B			WATER	40mL	VIAL	3	1:1 HCL		X											
IR06-GW32-98B			WATER	1000mL	PLASTIC	1	Conc HNO3		X	X										
IR06-GW32-98B			WATER	1000mL	PLASTIC	1	None				X	X								
IR06-GW34-98B			WATER	40mL	VIAL	3	1:1 HCL		X											
IR06-GW34-98B			WATER	1000mL	PLASTIC	1	Conc HNO3		X	X										
IR06-GW34-98B			WATER	1000mL	PLASTIC	1	None				X	X								
IR06-GW35D-98B	4-19	1145	WATER	40mL	VIAL	3	1:1 HCL		X											
IR06-GW35D-98B			WATER	1000mL	PLASTIC	1	Conc HNO3		X	X										
IR06-GW35D-98B			WATER	1000mL	PLASTIC	1	None				X	X								
IR06-GW36D-98B	4-19	1615	WATER	40mL	VIAL	3	1:1 HCL		X											


Special Instructions
1615

Possible Hazard Identification				Sample Disposal				(A fee may be assessed if samples are retained longer than 3 months)			
<input type="checkbox"/> Non-Hazard <input type="checkbox"/> Flammable <input type="checkbox"/> Skin Irritant <input type="checkbox"/> Poison B <input type="checkbox"/> Unknown				<input type="checkbox"/> Return To Client <input checked="" type="checkbox"/> Disposal By Lab <input type="checkbox"/> Archive For _____ Months							
Turn Around Time Required <input checked="" type="checkbox"/> Normal <input type="checkbox"/> Rush <input type="checkbox"/> Other _____				QC Level <input type="checkbox"/> I. <input type="checkbox"/> II. <input type="checkbox"/> III.				Project Specific Requirements (Specify)			
Relinquished By <i>Tom Trebilcock</i>		Date 4-20-98		Time 1700		1. Received By <i>FedEx</i>		Date 4-20-98		Time 1700	
Relinquished By		Date		Time		2. Received By <i>Bryan Blomquist</i>		Date 4/21/98		Time 0830	
Relinquished By		Date		Time		3. Received By		Date		Time	

Comments



Chain of Custody Record



CHAIN OF CUSTODY NUMBER

* 0 0 1 0 6 3 - 0 0 5 *

Handwritten: H8D210145
COC# 367-004-98B

4149-1

Project Manager: **Tom Trebilcock** Date: **04/09/1998** Page **5** of **6**

Company: **Environmental, Inc.** Telephone Number (Area Code)/Fax Number: **(412) 269-6000 / (000)** Lab Location: **QUANTERRA - KNOXVILL**

Address: **Port Office Park Bldg 3** State: **PA** Zip Code: **15108** Site Contact: **Tom Trebilcock**

Project Number/Name: **LeJeune** Carrier/Waybill Number: **Fed Ex 802769750949**

Contract/Purchase Order/Quote Number: **TRACT / PURCHASE ORDER # : 1998** QUOTE: **21108**

Sample I.D. Number and Description	Date	Time	Sample Type	Containers			Preservative	Condition on Receipt/Comments	M	M	M	T	T	S	S
				Volume	Type	No.									
R06-GW020-98B			WATER	1000mL	PLASTIC	1	Conc HNO3		X	X					
R06-GW040-98B			WATER	1000mL	PLASTIC	1	None						X	X	
R06-GW37D-98B	4-19	1240	WATER	40mL	VIAL	3	1:1 HCL		X						
R06-GW040-98B			WATER	1000mL	PLASTIC	1	Conc HNO3		X	X					
R06-GW07D-98B			WATER	1000mL	PLASTIC	1	None						X	X	
R06-GW37D-98B			WATER	40mL	VIAL	3	1:1 HCL		X						
R06-GW040-98B			WATER	1000mL	PLASTIC	1	Conc HNO3		X	X					
R06-GW040-98B			WATER	1000mL	PLASTIC	1	None						X	X	
R06-GW40D-98B			WATER	40mL	VIAL	3	1:1 HCL		X						
R06-GW40D-98B			WATER	1000mL	PLASTIC	1	Conc HNO3		X	X					
R06-GW40D-98B			WATER	1000mL	PLASTIC	1	None						X	X	
R06-GW40D-98B			WATER	40mL	VIAL	3	1:1 HCL		X						
R06-GW40D-98B			WATER	1000mL	PLASTIC	1	Conc HNO3		X	X					
R06-GW40D-98B			WATER	1000mL	PLASTIC	1	None						X	X	
R06-82GW02-98B	4-18	1710	WATER	40mL	VIAL	3	1:1 HCL		X						
R06-82GW02-98B	4-18	1710	WATER	1000mL	PLASTIC	1	Conc HNO3		X	X					

Additional Instructions

Hazard Identification: Non-Hazard, Flammable, Skin Irritant, Poison B, Unknown

Sample Disposal: Return To Client, Disposal By Lab, Archive For _____ Months

QC Level: I, II, III

Project Specific Requirements (Specify)

Inquished By: <i>Tom Trebilcock</i>	Date: 4-20-98	Time: 1700	1. Received By: Fed Ex	Date: 4-20-98	Time: 1700
Inquished By:	Date:	Time:	2. Received By: <i>Bryan Blomquist</i>	Date: 4/21/98	Time: 0830
Inquished By:	Date:	Time:	3. Received By:	Date:	Time:

Comments

Chain of Custody Record

H&D 210145



CHAIN OF CUSTODY NUMBER



COC # 367-004-98B

* 0 0 1 0 6 3 - 0 0 6 *

1-4149-1

Client Environmental, Inc.		Project Manager Tom Trebilcock		Date 04/09/1998	Page <u>6</u> of <u>6</u>
Address Port Office Park Bldg 3		Telephone Number (Area Code)/Fax Number (412) 269-6000 / (000)		Lab Location QUANTERRA - KNOXVILL	
City Lebanon	State PA	Zip Code 15108	Site Contact Tom Trebilcock		
Project Number/Name 1998		Carrier/Waybill Number FedEx			
Contract/Purchase Order/Quote Number TRACT / PURCHASE ORDER # :				QUOTE: 21108	

Sample I.D. Number and Description	Date	Time	Sample Type	Containers			Preservative	Condition on Receipt/Comments	M	M	M	T	T	T	D	D	S	S	S	
				Volume	Type	No.														
R06-82GW02-98B	4-18	1710	WATER	1000mL	PLASTIC	1	None													
R06-82GW03-98B			WATER	40mL	VIAL	3	1:1 HCL		X											
R06-82GW05-98B			WATER	1000mL	PLASTIC	1	Conc HNO3			X	X									
R06-82GW06-98B			WATER	1000mL	PLASTIC	1	None													
R06-82KW01-98B			WATER	40mL	VIAL	3	1:1 HCL		X											
R06-82KW02-98B			WATER	40mL	VIAL	3	1:1 HCL		X											
R06-82KW03-98B			WATER	40mL	VIAL	3	1:1 HCL		X											
R06-82KW04-98B			WATER	40mL	VIAL	3	1:1 HCL		X											
R06-82KW05-98B			WATER	40mL	VIAL	3	1:1 HCL		X											
R06-82KW06-98B			WATER	40mL	VIAL	3	1:1 HCL		X											
R06-82KW07-98B			WATER	40mL	VIAL	3	1:1 HCL		X											
R06-82KW08-98B			WATER	40mL	VIAL	3	1:1 HCL		X											
R06-82KW09-98B			WATER	40mL	VIAL	3	1:1 HCL		X											
R06-82KW10-98B			WATER	40mL	VIAL	3	1:1 HCL		X											
R06-82KW11-98B			WATER	40mL	VIAL	3	1:1 HCL		X											
R06-82KW12-98B			WATER	40mL	VIAL	3	1:1 HCL		X											
R06-82KW13-98B			WATER	40mL	VIAL	3	1:1 HCL		X											
R06-82KW14-98B			WATER	40mL	VIAL	3	1:1 HCL		X											
R06-82KW15-98B			WATER	40mL	VIAL	3	1:1 HCL		X											
R06-TB04-98B	4-18	1500	Water	40mL	VIAL	3	1:1 HCL													

Special Instructions

Sample Hazard Identification <input type="checkbox"/> Non-Hazard <input type="checkbox"/> Flammable <input type="checkbox"/> Skin Irritant <input type="checkbox"/> Poison B <input type="checkbox"/> Unknown		Sample Disposal <input type="checkbox"/> Return To Client <input checked="" type="checkbox"/> Disposal By Lab <input type="checkbox"/> Archive For _____ Months		(A fee may be assessed if samples are retained longer than 3 months)	
Around Time Required <input checked="" type="checkbox"/> Normal <input type="checkbox"/> Rush <input type="checkbox"/> Other _____		QC Level <input type="checkbox"/> I. <input type="checkbox"/> II. <input type="checkbox"/> III.		Project Specific Requirements (Specify)	
Relinquished By <i>Th. F. Trebilcock</i>		Date 4-20-98		Time 1700	
Relinquished By _____		Date _____		Time _____	
Relinquished By _____		Date _____		Time _____	
Relinquished By _____		Date _____		Time _____	
Relinquished By _____		Date _____		Time _____	
Relinquished By _____		Date _____		Time _____	
Relinquished By _____		Date _____		Time _____	

Comments

0000013

Chain of Custody Record

H8D210145



CHAIN OF CUSTODY NUMBER



COC # 367-005-98B

* 0 0 1 0 6 3 - 0 0 2 *

Client: er Environmental, Inc.		Project Manager: Tom Trebilcock		Date: 04/09/1998	Page <u>1</u> of <u>3</u>
Address: port Office Park Bldg 3		Telephone Number (Area Code)/Fax Number: (412) 269-6000 / (000)		Lab Location: QUANTERRA - KNOXVILL	
City: opolis	State: PA	Zip Code: 15108	Site Contact: Tom Trebilcock		Analysis
Project Number/Name: ip LeJeune			Carrier/Waybill Number: FEDEx 802769733949		
Contract/Purchase Order/Quote Number: TRACT / PURCHASE ORDER # : 1998			QUOTE: 21108		

Sample I.D. Number and Description	Date	Time	Sample Type	Containers			Preservative	Condition on Receipt/Comments	M	M	M	T	T	T
				Volume	Type	No.								
R06-GW03-98B			WATER	1000mL	PLASTIC	1	Conc HNO3	Rec'd @ 40C	X	X				
R06-GW03-98B			WATER	1000mL	PLASTIC	1	None	w/ custody seals				X	X	
R06-GW03D-98B			WATER	40mL	VIAL	3	1:1 HCL	Intact BPP						
R06-GW03D-98B	4-19	1016	WATER	1000mL	PLASTIC	1	Conc HNO3	4/21/98	X	X				
R06-GW03D-98B	4-19	1010	WATER	1000mL	PLASTIC	1	None					X	X	
R06-GW15D-98B			WATER	40mL	VIAL	3	1:1 HCL		X					
R06-GW15D-98B			WATER	1000mL	PLASTIC	1	Conc HNO3			X	X			
R06-GW15D-98B			WATER	1000mL	PLASTIC	1	None					X	X	
R06-GW16-98B			WATER	40mL	VIAL	3	1:1 HCL		X					
R06-GW16-98B			WATER	1000mL	PLASTIC	1	Conc HNO3			X	X			
R06-GW16-98B			WATER	1000mL	PLASTIC	1	None					X	X	
R06-GW17-98B			WATER	40mL	VIAL	3	1:1 HCL		X					
R06-GW17-98B			WATER	1000mL	PLASTIC	1	Conc HNO3			X	X			
R06-GW17-98B			WATER	1000mL	PLASTIC	1	None					X	X	
R06-GW21-98B			WATER	40mL	VIAL	3	1:1 HCL		X					
R06-GW21-98B			WATER	1000mL	PLASTIC	1	Conc HNO3			X	X			

Special Instructions

<input type="checkbox"/> Non-Hazard <input type="checkbox"/> Flammable <input type="checkbox"/> Skin Irritant <input type="checkbox"/> Poison B <input type="checkbox"/> Unknown			<input type="checkbox"/> Return To Client <input checked="" type="checkbox"/> Disposal By Lab <input type="checkbox"/> Archive For _____ Months			(A fee may be assessed if samples are retained longer than 3 months)		
<input type="checkbox"/> Around Time Required <input checked="" type="checkbox"/> Normal <input type="checkbox"/> Rush <input type="checkbox"/> Other _____			QC Level: <input type="checkbox"/> I. <input type="checkbox"/> II. <input type="checkbox"/> III.			Project Specific Requirements (Specify)		
Relinquished By: <i>Tom Trebilcock</i>		Date: 4-20-98	Time: 1700	1. Received By: <i>FedEx</i>		Date: 4-20-98	Time: 1700	
Relinquished By:		Date:	Time:	2. Received By: <i>Diana Bling...</i>		Date: 4/21/98	Time: 0830	
Relinquished By:		Date:	Time:	3. Received By:		Date:	Time:	

**Chain of Custody
Record**

CHAIN OF CUSTODY NUMBER



* 0 0 1 0 6 3 - 0 0 4 *

H8021045



CC# 367-005-98B

IA-4149-1

Client ker Environmental, Inc.			Project Manager Tom Trebilcock			Date 04/09/1998			Page 2 of 3					
Address Report Office Park Bldg 3			Telephone Number (Area Code)/Fax Number (412) 269-6000 / (000)			Lab Location QUANTERRA - KNOXVILL			Analysis					
City raopolis		State PA	Zip Code 15108		Site Contact Tom Trebilcock			M M M T T T			S C T D S			
Project Number/Name mp LeJeune			Carrier/Waybill Number FedEx 802769750949			8 L C S S			2 P L			6 3 P		
Contract/Purchase Order/Quote Number NTRACT / PURCHASE ORDER # : 1998			QUOTE: 21108			0 0 3			L : 0			L L L		

Sample I.D. Number and Description	Date	Time	Sample Type	Containers			Preservative	Condition on Receipt/Comments	X	X	X	X	X	X	X	X	X	X
				Volume	Type	No.												
IR06-GW30DW-98B			WATER	40mL	VIAL	3	1:1 HCL											
IR06-GW30DW-98B			WATER	1000mL	PLASTIC	1	Conc HN03			X	X							
IR06-GW30DW-98B			WATER	1000mL	PLASTIC	1	None					X	X					
IR06-GW32-98B			WATER	40mL	VIAL	3	1:1 HCL		X									
IR06-GW32-98B			WATER	1000mL	PLASTIC	1	Conc HN03			X	X							
IR06-GW32-98B			WATER	1000mL	PLASTIC	1	None					X	X					
IR06-GW33-98B			WATER	40mL	VIAL	3	1:1 HCL		X									
IR06-GW33-98B			WATER	1000mL	PLASTIC	1	Conc HN03			X	X							
IR06-GW33-98B			WATER	1000mL	PLASTIC	1	None					X	X					
IR06-GW34-98B			WATER	40mL	VIAL	3	1:1 HCL		X									
IR06-GW34-98B			WATER	1000mL	PLASTIC	1	Conc HN03			X	X							
IR06-GW34-98B			WATER	1000mL	PLASTIC	1	None					X	X					
IR06-GW35D-98B			WATER	40mL	VIAL	3	1:1 HCL		X									
IR06-GW35D-98B ✓	4-19	1145	WATER	1000mL	PLASTIC	1	Conc HN03			X	X							
IR06-GW35D-98B ✓	4-19	1145	WATER	1000mL	PLASTIC	1	None					X	X					
IR06-GW36D-98B			WATER	40mL	VIAL	3	1:1 HCL		X									


Special Instructions

Possible Hazard Identification <input type="checkbox"/> Non-Hazard <input type="checkbox"/> Flammable <input type="checkbox"/> Skin Irritant <input type="checkbox"/> Poison B <input type="checkbox"/> Unknown			Sample Disposal <input type="checkbox"/> Return To Client <input checked="" type="checkbox"/> Disposal By Lab <input type="checkbox"/> Archive For _____ Months			(A fee may be assessed if samples are retained longer than 3 months)											
Time Around Time Required <input checked="" type="checkbox"/> Normal <input type="checkbox"/> Rush <input type="checkbox"/> Other _____			QC Level <input checked="" type="checkbox"/> I. <input type="checkbox"/> II. <input type="checkbox"/> III.			Project Specific Requirements (Specify)											
Relinquished By <i>Tom Trebilcock</i>			Date 4-20-98			Time 1700			1. Received By <i>FedEx</i>			Date 4-20-98			Time 1700		
Relinquished By			Date			Time			2. Received By <i>Bryan Blomquist</i>			Date 4/21/98			Time 0830		
Relinquished By			Date			Time			3. Received By			Date			Time		

Number

00000000

Chain of Custody Record



H8821045
COC # 367-005-98B



UA-4149-1

Client Walker Environmental, Inc.		Project Manager Tom Trebilcock	Date 04/09/1998	Page 3 of 3
Address Airport Office Park Bldg 3		Telephone Number (Area Code)/Fax Number (412) 269-6000 / (000)	Lab Location QUANTERRA - KNOXVILL	Analysis

City Craopolis	State PA	Zip Code 15108	Site Contact Tom Trebilcock	M M M T T S C T D S 8 L C S S 2 P L 6 3 P 0 0 3 L I O L L L
Project Number/Name Camp LeJeune		Carrier/Waybill Number FedEx 802769750949		
Contract/Purchase Order/Quote Number CONTRACT / PURCHASE ORDER # : 1998 QUOTE: 21108				

Sample I.D. Number and Description	Date	Time	Sample Type	Containers			Preservative	Condition on Receipt/Comments
				Volume	Type	No.		
IR06-GW36D-98B	4-19	1615	WATER	1000mL	PLASTIC	1	Conc HNO3	X X
IR06-GW36D-98B	4-19	1615	WATER	1000mL	PLASTIC	1	None	X X
IR06-GW37D-98B			WATER	40mL	VIAL	3	1:1 HCL	X
IR06-GW37D-98B	4-19	1240	WATER	1000mL	PLASTIC	1	Conc HNO3	X X
IR06-GW37D-98B	4-19	1240	WATER	1000mL	PLASTIC	1	None	X X
IR06-GW38D-98B			WATER	40mL	VIAL	3	1:1 HCL	X
IR06-GW38D-98B			WATER	1000mL	PLASTIC	1	Conc HNO3	X X
IR06-GW38D-98B			WATER	1000mL	PLASTIC	1	None	X X
IR06-GW40DW-98B			WATER	40mL	VIAL	3	1:1 HCL	X
IR06-GW40DW-98B			WATER	1000mL	PLASTIC	1	Conc HNO3	X X
IR06-GW40DW-98B			WATER	1000mL	PLASTIC	1	None	X X
IR06-GW40DWA-98B			WATER	40mL	VIAL	3	1:1 HCL	X
IR06-GW40DWA-98B			WATER	1000mL	PLASTIC	1	Conc HNO3	X X
IR06-GW40DWA-98B			WATER	1000mL	PLASTIC	1	None	X X
IR06-82GW02-98B			WATER	40mL	VIAL	3	1:1 HCL	X
IR06-82GW02-98B			WATER	1000mL	PLASTIC	1	Conc HNO3	X X

Special Instructions

Possible Hazard Identification <input type="checkbox"/> Non-Hazard <input type="checkbox"/> Flammable <input type="checkbox"/> Skin Irritant <input type="checkbox"/> Poison B <input type="checkbox"/> Unknown	Sample Disposal <input type="checkbox"/> Return To Client <input checked="" type="checkbox"/> Disposal By Lab <input type="checkbox"/> Archive For _____ Months	(A fee may be assessed if samples are retained longer than 3 months)
Minimum Around Time Required <input checked="" type="checkbox"/> Normal <input type="checkbox"/> Rush <input type="checkbox"/> Other _____	QC Level <input type="checkbox"/> I. <input type="checkbox"/> II. <input type="checkbox"/> III.	Project Specific Requirements (Specify)
Relinquished By <i>Tom Trebilcock</i>	Date 4-20-98	Time 1700
Relinquished By _____	Date _____	Time _____
Relinquished By _____	Date _____	Time _____
1. Received By _____		
2. Received By <i>Raymond Blomquist</i>		
3. Received By _____		
Date 4-20-98 1700		
Date 4/21/98 0830		
Date _____ _____		
Comments		

Chain of Custody Record

H8D230156



CHAIN OF CUSTODY NUMBER



COC# 367-007-98B

* 0 0 1 0 6 6 - 0 0 1 *

Client Baker Environmental, Inc.			Project Manager Tom Trebilcock			Date 04/09/1998			Page <u>1</u> of <u>1</u>		
Address Airport Office Park Bldg 3			Telephone Number (Area Code)/Fax Number (412) 269-6000 / (000)			Lab Location QUANTERRA - KNOXVILL			Analysis		
City Coraopolis	State PA	Zip Code 15108	Site Contact Tom Trebilcock								
Project Number/Name Camp LeJeune			Carrier/Waybill Number FedEx 802769750950								
Contract/Purchase Order/Quote Number 1998			QUOTE: 21108								

Sample I.D. Number and Description	Date	Time	Sample Type	Containers			Preservative	Condition on Receipt/Comments	
				Volume	Type	No.			
IR69-GW02-98B ✓	4-21	1825	WATER	40mL	VIAL	3	1:1 HCL	Rec'd @ 6°C	X
IR69-GW02DW-98B ✓	4-21	1840	WATER	40mL	VIAL	3	1:1 HCL	w/ custody seals	X
IR69-GW03-98B ✓	4-21	1610	WATER	40mL	VIAL	3	1:1 HCL	Intact BPA	X
IR69-GW03DW-98B ✓	4-21	1900	WATER	40mL	VIAL	3	1:1 HCL	4/23/98	X
IR69-GW11-98B ✓	4-21	0910	WATER	40mL	VIAL	3	1:1 HCL		X
IR69-GW12-98B ✓	4-21	1120	WATER	40mL	VIAL	3	1:1 HCL		X
IR69-GW12DW-98B ✓	4-21	1200	WATER	40mL	VIAL	3	1:1 HCL		X
IR69-GW13-98B ✓	4-21	1000	WATER	40mL	VIAL	3	1:1 HCL		X
IR69-GW14-98B ✓	4-21	0820	WATER	40mL	VIAL	3	1:1 HCL		X
IR69-GW14IW-98B ✓	4-21	1000	WATER	40mL	VIAL	3	1:1 HCL		X
IR69-GW15-98B ✓	4-22	0815	WATER	40mL	VIAL	3	1:1 HCL		X
IR69-GW15IW-98B ✓	4-22	0820	WATER	40mL	VIAL	3	1:1 HCL		X
IR69-GW15DW-98B ✓	4-22	1015	WATER	40mL	VIAL	3	1:1 HCL		X
IR69-GW15UW-98B ✓	4-22	1225	WATER	40mL	VIAL	3	1:1 HCL		X
IR69-GW04-98B ✓	4-21	1600	Water	40ml	Vial	3	1:1 HCL		X
IR69-GW08-98B ✓	4-21	1200	Water	40ml	Vial	3	1:1 HCL		X
Special Instructions (Continued) IR69-GW10-98B ✓	4-21	1245	Water	40ml	Vial	3	1:1 HCL		X
IR69-TB01-98B ✓	4-21	0700	Water	40ml	Vial	3	1:1 HCL		X


Possible Hazard Identification				Sample Disposal				(A fee may be assessed if samples are retained longer than 3 months)					
<input type="checkbox"/> Non-Hazard	<input type="checkbox"/> Flammable	<input type="checkbox"/> Skin Irritant	<input type="checkbox"/> Poison B	<input type="checkbox"/> Unknown	<input type="checkbox"/> Return To Client	<input checked="" type="checkbox"/> Disposal By Lab	<input type="checkbox"/> Archive For _____ Months						
Turnaround Time Required				QC Level				Project Specific Requirements (Specify)					
<input checked="" type="checkbox"/> Normal <input type="checkbox"/> Rush <input type="checkbox"/> Other _____				<input type="checkbox"/> I <input type="checkbox"/> II <input type="checkbox"/> III									
1. Relinquished By <i>Th F Trebilcock</i>				Date 4-22-98		Time 1700		1. Received By FedEx		Date 4-22-98		Time 1700	
2. Relinquished By				Date		Time		2. Received By <i>Dunham</i>		Date 4-23-98		Time 08:40	
3. Relinquished By				Date		Time		3. Received By		Date		Time	

Comments

NOTATION: WHITE - Stays with the Sample; CANARY - Returned to Client with Report; PINK - Field Copy

0000005

Chain of Custody Record



H8D210162
COC # 367-006-98B



QUA-4149-1

Client Baker Environmental, Inc.		Project Manager Tom Trebilcock		Date 04/09/1998	Page <u>1</u> of <u>1</u>
Address Airport Office Park Bldg 3		Telephone Number (Area Code)/Fax Number (412) 269-6000 / (000)		Lab Location QUANTERRA - KNOXVILL	
City Coraopolis	State PA	Zip Code 15108	Site Contact Tom Trebilcock		
Project Number/Name Camp LeJeune			Carrier/Waybill Number FedEx 802769750949		
Contract/Purchase Order/Quote Number CONTRACT / PURCHASE ORDER # : 1998 QUOTE: 21108					

Sample I.D. Number and Description	Date	Time	Sample Type	Containers			Preservative	Condition on Receipt/Comments	
				Volume	Type	No.			
IR02-GW03-98B ✓	4-20	0900	WATER	40mL	VIAL	3	1:1 HCL	Rec'd @ 4°C	X
IR02-GW03IW-98B ✓		0920	WATER	40mL	VIAL	3	1:1 HCL	w/ Custody Seals	X
IR02-GW05-98B ✓		1325	WATER	40mL	VIAL	3	1:1 HCL	Intact B/B	X
IR02-GW07-98B ✓		1050	WATER	40mL	VIAL	3	1:1 HCL	4/21/98	X
IR02-GW08-98B ✓		0910	WATER	40mL	VIAL	3	1:1 HCL		X
IR02-GW10-98B ✓		1155	WATER	40mL	VIAL	3	1:1 HCL		X
IR02-GW11-98B ✓		1300	WATER	40mL	VIAL	3	1:1 HCL		X
IR02-GW12-98B ✓		1035	WATER	40mL	VIAL	3	1:1 HCL		X
IR02-TB01-98B ✓		0700	Water	40ml	Vial	3	1:1 HCL		X

Special Instructions

Possible Hazard Identification
 Non-Hazard Flammable Skin Irritant Poison B Unknown Return To Client Disposal By Lab Archive For _____ Months (A fee may be assessed if samples are retained longer than 3 months)

Turn Around Time Required
 Normal Rush Other _____

QC Level
 I. II. III.

Project Specific Requirements (Specify)

1. Relinquished By <i>Tom Trebilcock</i>	Date 4-20-98	Time 1700	1. Received By FedEx	Date 4-20-98	Time 1700
2. Relinquished By	Date	Time	2. Received By <i>Bryan Blomquist</i>	Date 4/21/98	Time 08:30
3. Relinquished By	Date	Time	3. Received By	Date	Time

Comments

Chain of Custody
Record

Quote # 21108

CHAIN OF CUSTODY NUMBER



* 0 0 1 0 6 3 - 0 0 6 *

H8D240210



Coc # 367-008-988

QUA-4149-1

Client Baker Environmental, Inc.		Project Manager Tom Trebilcock		Date 04/09/1998		Page <u>1</u> of <u>1</u>
Address Airport Office Park Bldg 3		Telephone Number (Area Code)/Fax Number (412) 269-6000 / (000)		Lab Location QUANTERRA - KNOXVILL		
City Coraopolis	State PA	Zip Code 15108	Site Contact Tom Trebilcock			
Project Number/Name Camp LeJeune			Carrier/Waybill Number FedEx 802769750960			

Sample I.D. Number and Description	Date	Time	Sample Type	Containers			Preservative	Condition on Receipt/Comments	M	M	M	T	T	D	S	S	S	
				Volume	Type	No.												
IR06-82GW02-98B			WATER	1000mL	PLASTIC	1	None											
IR06-82GW03-98B			WATER	40mL	VIAL	3	1:1 HCL		X									
IR06-82GW03-98B			WATER	1000mL	PLASTIC	1	Conc HNO3		X	X								
IR06-82GW03-98B			WATER	1000mL	PLASTIC	1	None					X	X					
IR06-SRW01-98B	4-22	1750	WATER	40mL	VIAL	3	1:1 HCL		X									
IR06-SRW02-98B	4-22	1725	WATER	40mL	VIAL	3	1:1 HCL		X									
IR06-SRW03-98B	4-22	1705	WATER	40mL	VIAL	3	1:1 HCL		X									
IR06-SRW04-98B	4-23	0900	WATER	40mL	VIAL	3	1:1 HCL		X									
IR06-SRW05-98B	4-23	0930	WATER	40mL	VIAL	3	1:1 HCL		X									
IR06-SRW06-98B			WATER	40mL	VIAL	3	1:1 HCL		X									
IR06-DRW01-98B			WATER	40mL	VIAL	3	1:1 HCL		X									
IR06-DRW02-98B			WATER	40mL	VIAL	3	1:1 HCL		X									
IR06-DRW03-98B			WATER	40mL	VIAL	3	1:1 HCL		X									
IR06-DRW04-98B			WATER	40mL	VIAL	3	1:1 HCL		X									
IR06-TB05-98B	4-22	1700	Water	40ml	Vial	3	1:1 HCl		X									

custody seals intact received at WC 4/24/98

Special Instructions

Possible Hazard Identification <input type="checkbox"/> Non-Hazard <input type="checkbox"/> Flammable <input type="checkbox"/> Skin Irritant <input type="checkbox"/> Poison B <input type="checkbox"/> Unknown		Sample Disposal <input type="checkbox"/> Return To Client <input checked="" type="checkbox"/> Disposal By Lab <input type="checkbox"/> Archive For _____ Months		(A fee may be assessed if samples are retained longer than 3 months)	
Turn Around Time Required <input checked="" type="checkbox"/> Normal <input type="checkbox"/> Rush <input type="checkbox"/> Other _____		QC Level <input type="checkbox"/> I. <input type="checkbox"/> II. <input type="checkbox"/> III.		Project Specific Requirements (Specify)	
Relinquished By <i>Th. J. Zabel</i>		Date 4-23-98	Time 1609	1. Received By FedEx	Date 4/24/98
2. Relinquished By		Date	Time	2. Received By <i>Diane Lange</i>	Date 4/24/98
3. Relinquished By		Date	Time	3. Received By	Date Time 8:45

Comments

0000005

ATTACHMENT B
MONITORING PROGRAM ANALYTICAL RESULTS

GROUNDWATER ANALYTICAL RESULTS
 OPERABLE UNIT NO. 2 - SITES 6 AND 82
 MONITORING AND O&M SUPPORT, CTO-0367
 MCB, CAMP LEJEUNE, NORTH CAROLINA
 VOLATILE ORGANICS

SAMPLE ID	IR06-GW01-98B	IR06-GW01D-98B	IR06-GW01DA-98B	IR06-GW01DB-98B	IR06-GW02DW-98B	IR06-GW03-98B	IR06-GW03D-98B
DATE SAMPLED	04/16/98	04/16/98	04/16/98	04/17/98	04/18/98	04/17/98	04/19/98
VOLATILES (ug/L)							
1,1,1-Trichloroethane	5 U	2500 U	5 U	5 U	5 U	5 U	5 U
1,1,2,2-Tetrachloroethane	5 U	2500 U	5 U	5 U	5 U	5 U	5 U
1,1,2-Trichloroethane	5 U	2500 U	5 U	5 U	5 U	5 U	5 U
1,1-Dichloroethane	5 U	2500 U	5 U	5 U	5 U	5 U	5 U
1,1-Dichloroethene	5 U	2500 U	5 U	5 U	5 U	5 U	5 U
1,2-Dichloroethane	5 U	2500 U	5 U	5 U	5 U	5 U	5 U
1,2-Dichloroethene (total)	5 U	30000	2.3 J	5 U	5 U	5 U	5 U
1,2-Dichloropropane	5 U	2500 U	5 U	5 U	5 U	5 U	5 U
2-Butanone	20 U	10000 U	20 U	20 U	20 U	20 U	20 U
2-Hexanone	20 U	10000 U	20 U	20 U	20 U	20 U	20 U
4-Methyl-2-pentanone	20 U	10000 U	20 U	20 U	20 U	20 U	20 U
Acetone	20 U	10000 U	20 U	20 U	20 U	20 U	20 U
Benzene	5 U	2500 U	5 U	5 U	5 U	5 U	5 U
Bromodichloromethane	5 U	2500 U	5 U	5 U	5 U	5 U	5 U
Bromoform	5 U	2500 U	5 U	5 U	5 U	5 U	5 U
Bromomethane	10 U	5000 U	10 U	10 U	10 U	10 U	10 U
Carbon disulfide	5 U	2500 U	5 U	5 U	5 U	5 U	5 U
Carbon tetrachloride	5 U	2500 U	5 U	5 U	5 U	5 U	5 U
Chlorobenzene	5 U	2500 U	5 U	5 U	5 U	5 U	5 U
Chloroethane	10 U	5000 U	10 U	10 U	10 U	10 U	10 U
Chloroform	5 U	2500 U	5 U	5 U	5 U	1.2 J	5 U
Chloromethane	10 U	5000 U	10 U	10 U	10 U	10 U	10 U
Dibromochloromethane	5 U	2500 U	5 U	5 U	5 U	5 U	5 U
Ethylbenzene	5 U	2500 U	5 U	5 U	5 U	5 U	5 U
Methylene chloride	5 U	2500 U	5 U	5 U	5 U	5 U	5 U
Styrene	5 U	2500 U	5 U	5 U	5 U	5 U	5 U
Tetrachloroethene	5 U	1300 J	5 U	5 U	5 U	5 U	5 U
Toluene	5 U	2500 U	5 U	5 U	5 U	5 U	5 U
Trichloroethene	1.4 J	110000 D	13	7.5	5 U	0.76 J	5 U
Vinyl chloride	10 U	5000 U	10 U	10 U	10 U	10 U	10 U
Xylenes (total)	5 U	2500 U	5 U	5 U	5 U	5 U	5 U
cis-1,3-Dichloropropene	5 U	2500 U	5 U	5 U	5 U	5 U	5 U
trans-1,3-Dichloropropene	5 U	2500 U	5 U	5 U	5 U	5 U	5 U

**GROUNDWATER ANALYTICAL RESULTS
OPERABLE UNIT NO. 2 - SITES 6 AND 82
MONITORING AND O&M SUPPORT, CTO-0367
MCB, CAMP LEJEUNE, NORTH CAROLINA
VOLATILE ORGANICS**

SAMPLE ID	IR06-GW15D-98B	IR06-GW17-98B	IR06-GW21-98B	IR06-GW27DA-98B	IR06-GW27DW-98B	IR06-GW28-98B	IR06-GW28DW-98B
DATE SAMPLED	04/18/98	04/17/98	04/18/98	04/15/98	04/16/98	04/18/98	04/18/98
VOLATILES (ug/L)							
1,1,1-Trichloroethane	5 U	5 U	5 U	5 U	5 U	5 U	50 U
1,1,2,2-Tetrachloroethane	5 U	5 U	5 U	5 U	5 U	5 U	50 U
1,1,2-Trichloroethane	5 U	5 U	5 U	5 U	5 U	5 U	50 U
1,1-Dichloroethane	5 U	5 U	5 U	5 U	5 U	5 U	50 U
1,1-Dichloroethene	5 U	5 U	5 U	5 U	8.4	5 U	50 U
1,2-Dichloroethane	5 U	5 U	5 U	5 U	5 U	5 U	50 U
1,2-Dichloroethene (total)	5 U	5 U	5 U	5 U	4400 D	5 U	440
1,2-Dichloropropane	5 U	5 U	5 U	5 U	5 U	5 U	50 U
2-Butanone	20 U	20 U	20 U	20 U	20 U	20 U	200 U
2-Hexanone	20 U	20 U	20 U	20 U	20 U	20 U	200 U
4-Methyl-2-pentanone	20 U	20 U	20 U	20 U	20 U	20 U	200 U
Acetone	6.9 J	20 U	11 J	20 U	20 U	7.7 J	74 J
Benzene	5 U	5 U	5 U	5 U	5 U	5 U	50 U
Bromodichloromethane	5 U	5 U	5 U	5 U	5 U	5 U	50 U
Bromoform	5 U	5 U	5 U	5 U	5 U	5 U	50 U
Bromomethane	10 U	10 U	10 U	10 U	10 U	10 U	100 U
Carbon disulfide	5 U	5 U	5 U	5 U	5 U	5 U	50 U
Carbon tetrachloride	5 U	5 U	5 U	5 U	5 U	5 U	50 U
Chlorobenzene	5 U	5 U	5 U	5 U	5 U	5 U	50 U
Chloroethane	10 U	10 U	10 U	10 U	10 U	10 U	100 U
Chloroform	5 U	5 U	5 U	5 U	5 U	5 U	50 U
Chloromethane	10 U	10 U	10 U	10 U	10 U	10 U	100 U
Dibromochloromethane	5 U	5 U	5 U	5 U	5 U	5 U	50 U
Ethylbenzene	5 U	5 U	5 U	5 U	5 U	5 U	50 U
Methylene chloride	5 U	5 U	5 U	5 U	5 U	5 U	50 U
Styrene	5 U	5 U	5 U	5 U	5 U	5 U	50 U
Tetrachloroethene	5 U	5 U	5 U	5 U	5 U	5 U	15 J
Toluene	5 U	5 U	5 U	5 U	5 U	5 U	50 U
Trichloroethene	5 U	2.3 J	5 U	5 U	3400 D	5 U	1200
Vinyl chloride	10 U	10 U	10 U	10 U	97	10 U	100 U
Xylenes (total)	5 U	5 U	5 U	5 U	5 U	5 U	50 U
cis-1,3-Dichloropropene	5 U	5 U	5 U	5 U	5 U	5 U	50 U
trans-1,3-Dichloropropene	5 U	5 U	5 U	5 U	5 U	5 U	50 U

**GROUNDWATER ANALYTICAL RESULTS
OPERABLE UNIT NO. 2 - SITES 6 AND 82
MONITORING AND O&M SUPPORT, CTO-0367
MCB, CAMP LEJEUNE, NORTH CAROLINA
VOLATILE ORGANICS**

SAMPLE ID	IR06-GW30-98B	IR06-GW30DW-98B	IR06-GW32-98B	IR06-GW33-98B	IR06-GW34-98B	IR06-GW35D-98B	IR06-GW36D-98B
DATE SAMPLED	04/18/98	04/18/98	04/16/98	04/15/98	04/16/98	04/19/98	04/19/98
VOLATILES (ug/L)							
1,1,1-Trichloroethane	5 U	5 U	5 U	5 U	2.7 J	5 U	5 U
1,1,2,2-Tetrachloroethane	5 U	5 U	5 U	5 U	7000 D	5 U	5 U
1,1,2-Trichloroethane	5 U	5 U	5 U	5 U	38	5 U	5 U
1,1-Dichloroethane	5 U	5 U	5 U	5 U	5 U	5 U	5 U
1,1-Dichloroethene	5 U	5 U	5 U	5 U	5 U	5 U	5 U
1,2-Dichloroethane	5 U	5 U	5 U	5 U	5 U	5 U	5 U
1,2-Dichloroethene (total)	5 U	5 U	5 U	5 U	130	5 U	5 U
1,2-Dichloropropane	5 U	5 U	5 U	5 U	5 U	5 U	5 U
2-Butanone	20 U	20 U	20 U	20 U	20 U	20 U	20 U
2-Hexanone	20 U	20 U	20 U	20 U	20 U	20 U	20 U
4-Methyl-2-pentanone	20 U	20 U	20 U	20 U	20 U	20 U	20 U
Acetone	20 U	8.4 J	20 U	20 U	20 U	20 U	20 U
Benzene	5 U	5 U	5 U	5 U	5 U	5 U	5 U
Bromodichloromethane	5 U	5 U	5 U	5 U	5 U	5 U	5 U
Bromoform	5 U	5 U	5 U	5 U	5 U	5 U	5 U
Bromomethane	10 U	10 U	10 U	10 U	10 U	10 U	10 U
Carbon disulfide	5 U	5 U	5 U	5 U	5 U	5 U	5 U
Carbon tetrachloride	5 U	5 U	5 U	5 U	5 U	5 U	5 U
Chlorobenzene	5 U	1.7 J	5 U	5 U	5 U	5 U	5 U
Chloroethane	10 U	10 U	10 U	10 U	10 U	10 U	10 U
Chloroform	5 U	5 U	0.87 J	5 U	2.6 J	5 U	5 U
Chloromethane	10 U	10 U	10 U	10 U	10 U	10 U	10 U
Dibromochloromethane	5 U	5 U	5 U	5 U	5 U	5 U	5 U
Ethylbenzene	5 U	5 U	5 U	5 U	5 U	5 U	5 U
Methylene chloride	5 U	5 U	5 U	5 U	5 U	1.2 J	5 U
Styrene	5 U	5 U	5 U	5 U	5 U	5 U	5 U
Tetrachloroethene	5 U	5 U	5 U	5 U	170 JD	5 U	5 U
Toluene	5 U	5 U	5 U	5 U	5 U	5 U	5 U
Trichloroethene	5 U	5 U	1.3 J	0.96 J	250 D	5 U	5 U
Vinyl chloride	10 U	10 U	10 U	10 U	10 U	10 U	10 U
Xylenes (total)	5 U	5 U	5 U	5 U	5 U	5 U	5 U
cis-1,3-Dichloropropene	5 U	5 U	5 U	5 U	5 U	5 U	5 U
trans-1,3-Dichloropropene	5 U	5 U	5 U	5 U	5 U	5 U	5 U

**GROUNDWATER ANALYTICAL RESULTS
OPERABLE UNIT NO. 2 - SITES 6 AND 82
MONITORING AND O&M SUPPORT, CTO-0367
MCB, CAMP LEJEUNE, NORTH CAROLINA
VOLATILE ORGANICS**

SAMPLE ID	IR06-GW37D-98B	IR06-GW38D-98B	IR06-GW40DW-98B	IR06-GW40DWA-98B	IR06-82GW02-98B	IR06-82GW03-98B	IR06-DRW01-98B
DATE SAMPLED	04/19/98	04/17/98	04/17/98	04/17/98	04/18/98	04/15/98	04/17/98
VOLATILES (ug/L)							
1,1,1-Trichloroethane	10 U	5 U	5 U	5 U	5 U	5 U	500 U
1,1,2,2-Tetrachloroethane	10 U	5 U	5 U	5 U	5 U	5 U	4900
1,1,2-Trichloroethane	10 U	5 U	5 U	5 U	5 U	5 U	500 U
1,1-Dichloroethane	10 U	5 U	5 U	5 U	5 U	5 U	500 U
1,1-Dichloroethene	10 U	5 U	5 U	5 U	5 U	5 U	500 U
1,2-Dichloroethane	10 U	5 U	5 U	5 U	5 U	5 U	500 U
1,2-Dichloroethene (total)	210	5 U	5 U	5 U	5 U	5 U	9300
1,2-Dichloropropane	10 U	5 U	5 U	5 U	5 U	5 U	500 U
2-Butanone	40 U	20 U	20 U	20 U	20 U	20 U	2000 U
2-Hexanone	40 U	20 U	20 U	20 U	20 U	20 U	2000 U
4-Methyl-2-pentanone	40 U	20 U	20 U	20 U	20 U	20 U	2000 U
Acetone	40 U	20 U	9.6 J	7.8 J	20 U	20 U	2000 U
Benzene	5.3 J	5 U	5 U	5 U	5 U	5 U	500 U
Bromodichloromethane	10 U	5 U	5 U	5 U	5 U	5 U	500 U
Bromoform	10 U	5 U	5 U	5 U	5 U	5 U	500 U
Bromomethane	20 U	10 U	10 U	10 U	10 U	10 U	1000 U
Carbon disulfide	10 U	5 U	5 U	5 U	5 U	5 U	500 U
Carbon tetrachloride	10 U	5 U	5 U	5 U	5 U	5 U	500 U
Chlorobenzene	10 U	5 U	5 U	5 U	5 U	5 U	500 U
Chloroethane	20 U	10 U	10 U	10 U	10 U	10 U	1000 U
Chloroform	10 U	5 U	5 U	5 U	5 U	5 U	500 U
Chloromethane	20 U	10 U	10 U	10 U	10 U	10 U	1000 U
Dibromochloromethane	10 U	5 U	5 U	5 U	5 U	5 U	500 U
Ethylbenzene	10 U	5 U	5 U	5 U	5 U	5 U	500 U
Methylene chloride	10 U	1 U	5 U	5 U	5 U	5 U	500 U
Styrene	10 U	5 U	5 U	5 U	5 U	5 U	500 U
Tetrachloroethene	10 U	5 U	5 U	5 U	5 U	5 U	1300
Toluene	10 U	5 U	5 U	5 U	5 U	5 U	500 U
Trichloroethene	3.1 J	2.5 J	5 U	4.4 J	5 U	5 U	35000 D
Vinyl chloride	17 J	10 U	10 U	10 U	10 U	10 U	1000 U
Xylenes (total)	10 U	5 U	5 U	5 U	5 U	5 U	500 U
cis-1,3-Dichloropropene	10 U	5 U	5 U	5 U	5 U	5 U	500 U
trans-1,3-Dichloropropene	10 U	5 U	5 U	5 U	5 U	5 U	500 U

GROUNDWATER ANALYTICAL RESULTS
 OPERABLE UNIT NO. 2 - SITES 6 AND 82
 MONITORING AND O&M SUPPORT, CTO-0367
 MCB, CAMP LEJEUNE, NORTH CAROLINA
 VOLATILE ORGANICS

SAMPLE ID	IR06-DRW02-98B	IR06-DRW03-98B	IR06-DRW04-98B	IR06-SRW01-98B	IR06-SRW02-98B	IR06-SRW03-98B	IR06-SRW04-98B	IR06-SRW05-98B
DATE SAMPLED	04/16/98	04/16/98	04/16/98	04/22/98	04/22/98	04/22/98	04/23/98	04/23/98
VOLATILES (ug/L)								
1,1,1-Trichloroethane	500 U	250 U	620 U	50 U	10 U	100 U	170 U	25 U
1,1,2,2-Tetrachloroethane	500 U	250 U	190 J	35000 D	1100 D	560	29 J	25 U
1,1,2-Trichloroethane	500 U	250 U	620 U	170	7.9 J	16 J	170 U	25 U
1,1-Dichloroethane	500 U	250 U	620 U	50 U	10 U	100 U	170 U	25 U
1,1-Dichloroethene	500 U	250 U	620 U	50 U	10 U	100 U	170 U	25 U
1,2-Dichloroethane	500 U	250 U	620 U	50 U	10 U	100 U	170 U	25 U
1,2-Dichloroethene (total)	12000	5600	7600	620	190	1500	2100	470
1,2-Dichloropropane	500 U	250 U	620 U	50 U	10 U	100 U	170 U	25 U
2-Butanone	2000 U	1000 U	2500 U	200 U	40 U	400 U	670 U	100 U
2-Hexanone	2000 U	1000 U	2500 U	200 U	40 U	400 U	670 U	100 U
4-Methyl-2-pentanone	2000 U	1000 U	2500 U	200 U	40 U	400 U	670 U	100 U
Acetone	2000 U	1000 U	2500 U	200 U	40 U	400 U	670 U	100 U
Benzene	500 U	250 U	620 U	50 U	10 U	100 U	170 U	25 U
Bromodichloromethane	500 U	250 U	620 U	50 U	10 U	100 U	170 U	25 U
Bromoform	500 U	250 U	620 U	50 U	10 U	100 U	170 U	25 U
Bromomethane	1000 U	500 U	1200 U	100 U	20 U	200 U	330 U	50 U
Carbon disulfide	500 U	250 U	620 U	50 U	10 U	100 U	170 U	25 U
Carbon tetrachloride	500 U	250 U	620 U	50 U	10 U	100 U	170 U	25 U
Chlorobenzene	500 U	250 U	620 U	50 U	10 U	100 U	170 U	25 U
Chloroethane	1000 U	500 U	1200 U	100 U	20 U	200 U	330 U	50 U
Chloroform	500 U	250 U	620 U	10 J	10 U	100 U	170 U	25 U
Chloromethane	1000 U	500 U	1200 U	100 U	20 U	200 U	330 U	50 U
Dibromochloromethane	500 U	250 U	620 U	50 U	10 U	100 U	170 U	25 U
Ethylbenzene	500 U	250 U	620 U	50 U	10 U	100 U	170 U	25 U
Methylene chloride	500 U	250 U	170 JB	14 JB	2.5 JB	84 J	170 U	21 J
Styrene	500 U	250 U	620 U	50 U	10 U	100 U	170 U	25 U
Tetrachloroethene	1000	36 J	620 U	560	28	130	360	120
Toluene	500 U	250 U	620 U	50 U	10 U	100 U	170 U	25 U
Trichloroethene	23000 D	8800	20000	1600	230	1600	2800	410
Vinyl chloride	270 J	110 J	1200 U	100 U	20 U	200 U	330 U	50 U
Xylenes (total)	500 U	250 U	620 U	50 U	10 U	100 U	170 U	25 U
cis-1,3-Dichloropropene	500 U	250 U	620 U	50 U	10 U	100 U	170 U	25 U
trans-1,3-Dichloropropene	500 U	250 U	620 U	50 U	10 U	100 U	170 U	25 U

**GROUNDWATER ANALYTICAL RESULTS
 OPERABLE UNIT NO. 2 - SITES 6 AND 82
 MONITORING AND O&M SUPPORT, CTO-0367
 MCB, CAMP LEJEUNE, NORTH CAROLINA
 TOTAL METALS**

SAMPLE ID	IR06-GW01-98B	IR06-GW01D-98B	IR06-GW01DA-98B	IR06-GW01DB-98B	IR06-GW02DW-98B	IR06-GW03-98B	IR06-GW03D-98B
DATE SAMPLED	4/16/98	4/16/98	4/16/98	4/17/98	4/18/98	4/17/98	4/19/98
TOTAL METALS (ug/L)							
Aluminum	27.6 B	21.6 B	200 U	87 B	58.3 B	28.5 B	86.9 B
Antimony	60 U	60 U	60 U	60 U	60 U	60 U	60 U
Arsenic	10 U	10 U	10 U	10 U	10 U	10 U	10 U
Barium	29.4 B	28 B	2.7 B	200 U	5.9 B	37.1 B	6.5 B
Beryllium	5 U	5 U	5 U	5 U	5 U	5 U	5 U
Cadmium	5 U	5 U	5 U	5 U	5 U	6.2	5 U
Calcium	60300	131000	38200	4430 B	61200	39500	50100
Chromium	4.6 B	7.2 B	4.1 B	10 U	10 U	10 U	10 U
Cobalt	50 U	50 U	50 U	50 U	50 U	50 U	50 U
Copper	3.9 B	18.2 B	2.7 B	3 B	2.7 B	5.2 B	3.6 B
Iron	75.5 B	997	63.5 B	61.3 B	412	230	936
Lead	3 U	3 U	3 U	3 U	3 U	1.8 B	3 U
Magnesium	3960 B	3150 B	3510 B	2650 B	1390 B	1860 B	1000 B
Manganese	15 U	36.4	15.2	15 U	7.1 B	7.1 B	22.3
Mercury	0.2 U	0.14 B	0.2 U	0.2 U	0.2 U	0.2 U	0.2 U
Nickel	40 U	40 U	40 U	40 U	40 U	40 U	40 U
Potassium	4760 B	1790 B	10300	13400	791 B	2490 B	797 B
Selenium	21.2	5 U	5 U	5 U	5 U	4.9 B	5 U
Silver	10 U	10 U	10 U	10 U	10 U	10 U	10 U
Sodium	6940	5930	26000	283000	3950 B	4750 B	3620 B
Thallium	10 U	10 U	10 U	10 U	10 U	10 U	4.6 B
Vanadium	18.7 B	25.7 B	14.2 B	50 U	9.8 B	8.1 B	11.4 B
Zinc	18.1 B	13.3 B	14.1 B	78.2	3.1 B	276	24.1

**GROUNDWATER ANALYTICAL RESULTS
 OPERABLE UNIT NO. 2 - SITES 6 AND 82
 MONITORING AND O&M SUPPORT, CTO-0367
 MCB, CAMP LEJEUNE, NORTH CAROLINA
 TOTAL METALS**

SAMPLE ID	IR06-GW15D-98B	IR06-GW17-98B	IR06-GW21-98B	IR06-GW27DW-98B	IR06-GW27DA-98B	IR06-GW28-98B	IR06-GW28DW-98B
DATE SAMPLED	4/18/98	4/17/98	4/18/98	4/16/98	4/15/98	4/18/98	4/18/98
TOTAL METALS (ug/L)							
Aluminum	200 U	1510	734	200 U	182 B	134 B	18.5 B
Antimony	60 U	60 U	60 U	60 U	60 U	60 U	60 U
Arsenic	10 U	10 U	10 U	10 U	10 U	10 U	10 U
Barium	3.1 B	8.9 B	29.3 B	7.4 B	3.8 B	32.6 B	6.6 B
Beryllium	5 U	5 U	5 U	5 U	5 U	5 U	5 U
Cadmium	5 U	5 U	5 U	5 U	5 U	5 U	5 U
Calcium	45700	60700	5600	62900	6350	1240 B	59000
Chromium	10 U	7.8 B	10 U	3.2 B	10 U	10 U	3.5 B
Cobalt	50 U	50 U	50 U	50 U	50 U	50 U	50 U
Copper	4.9 B	25 U	13.4 B	3.8 B	8.8 B	2.8 B	5 B
Iron	326	1360	143	559	95.4 B	100 U	685
Lead	3 U	3 U	3 U	3 U	3 U	3 U	3 U
Magnesium	972 B	1100 B	925 B	1340 B	1060 B	3040 B	1240 B
Manganese	10.3 B	5.5 B	7.1 B	9.9 B	1.9 B	2.9 B	13.1 B
Mercury	0.2 U	0.2 U	0.2 U	0.2 U	0.2 U	0.2 U	0.2 U
Nickel	40 U	40 U	40 U	40 U	40 U	40 U	40 U
Potassium	721 B	2670 B	851 B	1120 B	9180	1030 B	1080 B
Selenium	5 U	5 U	5 U	5 U	5 U	5 U	5 U
Silver	10 U	10 U	10 U	10 U	10 U	10 U	10 U
Sodium	3620 B	11200	6480	4360 B	158000	10100	5170
Thallium	10 U	10 U	10 U	3.9 B	10 U	10 U	10 U
Vanadium	15.5 B	16.1 B	50 U	14.9 B	6.5 B	50 U	15.9 B
Zinc	5.6 B	13.9 B	24.3	12.6 B	18.8 B	16.9 B	45.9

GROUNDWATER ANALYTICAL RESULTS
 OPERABLE UNIT NO. 2 - SITES 6 AND 82
 MONITORING AND O&M SUPPORT, CTO-0367
 MCB, CAMP LEJEUNE, NORTH CAROLINA
 TOTAL METALS

SAMPLE ID	IR06-GW30-98B	IR06-GW30DW-98B	IR06-GW32-98B	IR06-GW33-98B	IR06-GW34-98B	IR06-GW35D-98B	IR06-GW36D-98B
DATE SAMPLED	4/18/98	4/18/98	4/16/98	4/15/98	4/16/98	4/19/98	4/19/98
TOTAL METALS (ug/L)							
Aluminum	37.8 B	200 U	106 B	346	919	37.8 B	23.2 B
Antimony	60 U	60 U	60 U	60 U	60 U	60 U	60 U
Arsenic	10 U	10 U	10 U	10 U	10 U	10 U	10 U
Barium	7.6 B	3 B	21.7 B	36.3 B	99.3 B	10.8 B	5.5 B
Beryllium	5 U	5 U	5 U	5 U	5 U	5 U	5 U
Cadmium	5 U	5 U	5 U	5 U	5 U	5 U	5 U
Calcium	21900	67800	4990 B	1370 B	7630	79400	69500
Chromium	10 U	10 U	10 U	10 U	10 U	10 U	3.8 B
Cobalt	50 U	50 U	50 U	50 U	50 U	50 U	50 U
Copper	2.4 B	25 U	2.7 B	4.5 B	7.8 B	25 U	4.1 B
Iron	278	1200	43.3 B	165	29.2 B	797	739
Lead	3 U	3 U	3 U	3 U	1.2 B	3 U	7.6
Magnesium	1500 B	1480 B	2130 B	2320 B	8380	1850 B	1500 B
Manganese	18.2	33.4	5 B	8.1 B	31.5	31.3	33.6
Mercury	0.2 U	0.2 U	0.2 U	0.2 U	0.2 U	0.2 U	0.2 U
Nickel	12.7 B	40 U	40 U	40 U	40 U	40 U	40 U
Potassium	1180 B	5000 U	1110 B	651 B	11200	1040 B	1460 B
Selenium	5 U	5 U	5 U	5 U	20.6	5 U	5 U
Silver	10 U	10 U	10 U	10 U	10 U	10 U	10 U
Sodium	5940	5830	6860	8070	12900	7040	5360
Thallium	10 U	10 U	10 U	10 U	10 U	10 U	10 U
Vanadium	6.6 B	14.4 B	50 U	50 U	50 U	18.7 B	19 B
Zinc	70.7	4.3 B	44.7	87.3	98	9.4 B	10.3 B

**GROUNDWATER ANALYTICAL RESULTS
 OPERABLE UNIT NO. 2 - SITES 6 AND 82
 MONITORING AND O&M SUPPORT, CTO-0367
 MCB, CAMP LEJEUNE, NORTH CAROLINA
 TOTAL METALS**

SAMPLE ID	IR06-GW37D-98B	IR06-GW38D-98B	IR06-GW40DW-98B	IR06-GW40DWA-98B	IR06-82GW02-98B	IR06-82GW03-98B
DATE SAMPLED	4/19/98	4/17/98	4/17/98	4/17/98	4/18/98	4/15/98
TOTAL METALS (ug/L)						
Aluminum	36.9 B	41.5 B	200 U	292	149 B	2010
Antimony	60 U	60 U	60 U	60 U	60 U	60 U
Arsenic	10 U	10 U	10 U	10 U	10 U	10 U
Barium	7.1 B	200 U	5.9 B	5.6 B	30.5 B	41.5 B
Beryllium	5 U	5 U	5 U	5 U	5 U	5 U
Cadmium	5 U	5 U	5 U	5 U	5 U	5 U
Calcium	50300	2960 B	63300	22900	97300	2160 B
Chromium	10 U	10 U	3.5 B	7.1 B	3.3 B	10 U
Cobalt	50 U	50 U	50 U	50 U	50 U	50 U
Copper	2.4 B	3.6 B	1.8 B	3 B	2.5 B	3.2 B
Iron	345	21.8 B	682	547	6730	550
Lead	3 U	3 U	3 U	2.1 B	3 U	1.7 B
Magnesium	1130 B	1370 B	1380 B	11300	7130	3900 B
Manganese	7.7 B	15 U	15.6	10.5 B	50.4	53.6
Mercury	0.2 U	0.2 U	0.2 U	0.2 U	0.2 U	0.2 U
Nickel	40 U	40 U	40 U	40 U	40 U	40 U
Potassium	5000 U	10500	1030 B	25600	5000 U	795 B
Selenium	5 U	5 U	5 U	5 U	5 U	5 U
Silver	10 U	10 U	10 U	10 U	10 U	10 U
Sodium	4430 B	209000	4510 B	612000	58000	6210
Thallium	10 U	10 U	10 U	10 U	10 U	10 U
Vanadium	16.8 B	50 U	18.4 B	50 U	20.8 B	7.4 B
Zinc	145	32.5	24.1	29.3	5.5 B	44.6

GROUNDWATER ANALYTICAL RESULTS
OPERABLE UNIT NO. 2 - SITES 6 AND 82
MONITORING AND O&M SUPPORT, CTO-0367
MCB, CAMP LEJEUNE, NORTH CAROLINA
WET CHEMISTRY

SAMPLE ID	IR06-GW01-98B	IR06-GW01D-98B	IR06-GW01DA-98B	IR06-GW01DB-98B	IR06-GW02DW-98B	IR06-GW03-98B	IR06-GW03D-98B
DATE SAMPLED	04/16/98	04/16/98	04/16/98	04/17/98	04/18/98	04/17/98	04/19/98
WET CHEMISTRY (mg/L)							
Total Dissolved Solids	200	400	190	700	170	140	150
Total Suspended Solids	4 U	4 U	4 U	4 U	4 U	4 U	4 U

GROUNDWATER ANALYTICAL RESULTS
OPERABLE UNIT NO. 2 - SITES 6 AND 82
MONITORING AND O&M SUPPORT, CTO-0367
MCB, CAMP LEJEUNE, NORTH CAROLINA
WET CHEMISTRY

SAMPLE ID	IR06-GW15D-98B	IR06-GW17-98B	IR06-GW21-98B	IR06-GW27DW-98B	IR06-GW27DA-98B	IR06-GW28-98B	IR06-GW28DW-98B
DATE SAMPLED	04/18/98	04/17/98	04/18/98	04/16/98	04/15/98	04/18/98	04/18/98
WET CHEMISTRY (mg/L)							
Total Dissolved Solids	120	270	62	180	420	74	180
Total Suspended Solids	4 U	4	4 U	4 U	4 U	4 U	4 U

GROUNDWATER ANALYTICAL RESULTS
OPERABLE UNIT NO. 2 - SITES 6 AND 82
MONITORING AND O&M SUPPORT, CTO-0367
MCB, CAMP LEJEUNE, NORTH CAROLINA
WET CHEMISTRY

SAMPLE ID	IR06-GW30-98B	IR06-GW30DW-98B	IR06-GW32-98B	IR06-GW33-98B	IR06-GW34-98B	IR06-GW35D-98B	IR06-GW36D-98B
DATE SAMPLED	04/18/98	04/18/98	04/16/98	04/15/98	04/16/98	04/19/98	04/19/98
WET CHEMISTRY (mg/L)							
Total Dissolved Solids	70	180	56	47	150	200	170
Total Suspended Solids	4 U	4 U	4 U	4 U	4 U	4 U	4 U

**GROUNDWATER ANALYTICAL RESULTS
 OPERABLE UNIT NO. 2 - SITES 6 AND 82
 MONITORING AND O&M SUPPORT, CTO-0367
 MCB, CAMP LEJEUNE, NORTH CAROLINA
 WET CHEMISTRY**

SAMPLE ID	IR06-GW37D-98B	IR06-GW38D-98B	IR06-GW40DW-98B	IR06-GW40DWA-98B	IR06-82GW02-98B	IR06-82GW03-98B
DATE SAMPLED	04/19/98	04/17/98	04/17/98	04/17/98	04/18/98	04/15/98
WET CHEMISTRY (mg/L)						
Total Dissolved Solids	150	720	170	1400	450	71
Total Suspended Solids	4 U	4 U	4 U	7	4 U	4 U

ATTACHMENT C
ANALYTICAL LABORATORY DATA SHEETS

BAKER ENVIRONMENTAL, INC.

Lab Name:QUANTERRA

SDG Number:

Matrix: (soil/water) WATER

Lab Sample ID:H8D170170 011

Method: SW846 8260A

Volatile Organics, GC/MS (8260A)

Sample WT/Vol: 5 / mL

Date Received: 04/17/98

Work Order: CGHNQ201

Date Extracted:04/27/98

Dilution factor: 1

Date Analyzed: 04/27/98

Moisture %:NA

QC Batch: 8115124

Client Sample Id: IR06-TB01-98B -RE 1

CAS NO.	COMPOUND	CONCENTRATION UNITS:	
		(ug/L or ug/kg)	ug/L Q
74-87-3	Chloromethane	10	U
74-83-9	Bromomethane	10	U
75-01-4	Vinyl chloride	10	U
75-00-3	Chloroethane	10	U
75-09-2	Methylene chloride	1.3	J B
67-64-1	Acetone	20	U
75-15-0	Carbon disulfide	5.0	U
75-35-4	1,1-Dichloroethene	5.0	U
75-34-3	1,1-Dichloroethane	5.0	U
540-59-0	1,2-Dichloroethene (total)	5.0	U
67-66-3	Chloroform	5.0	U
107-06-2	1,2-Dichloroethane	5.0	U
78-93-3	2-Butanone	20	U
71-55-6	1,1,1-Trichloroethane	5.0	U
56-23-5	Carbon tetrachloride	5.0	U
75-27-4	Bromodichloromethane	5.0	U
78-87-5	1,2-Dichloropropane	5.0	U
10061-01-5	cis-1,3-Dichloropropene	5.0	U
79-01-6	Trichloroethene	5.0	U
124-48-1	Dibromochloromethane	5.0	U
79-00-5	1,1,2-Trichloroethane	5.0	U
71-43-2	Benzene	5.0	U
10061-02-6	trans-1,3-Dichloropropene	5.0	U
75-25-2	Bromoform	5.0	U
108-10-1	4-Methyl-2-pentanone	20	U
591-78-6	2-Hexanone	20	U
127-18-4	Tetrachloroethene	5.0	U
79-34-5	1,1,2,2-Tetrachloroethane	5.0	U

BAKER ENVIRONMENTAL, INC.

Lab Name:QUANTERRA

SDG Number:

Matrix: (soil/water) WATER

Lab Sample ID:H8D170170 011

Method: SW846 8260A

Volatile Organics, GC/MS (8260A)

Sample WT/Vol: 5 / mL

Date Received: 04/17/98

Work Order: CGHNQ201

Date Extracted:04/27/98

Dilution factor: 1

Date Analyzed: 04/27/98

Moisture %:NA

QC Batch: 8115124

Client Sample Id: IR06-TB01-98B -RE 1

CAS NO.	COMPOUND	CONCENTRATION UNITS:		Q
		(ug/L or ug/kg)	ug/L	
108-88-3	Toluene	5.0		U
108-90-7	Chlorobenzene	5.0		U
100-41-4	Ethylbenzene	5.0		U
100-42-5	Styrene	5.0		U
1330-20-7	Xylenes (total)	5.0		U

BAKER ENVIRONMENTAL, INC.

Lab Name:QUANTERRA

SDG Number:

Matrix: (soil/water) WATER

Lab Sample ID:H8D180129 008

Method: SW846 8260A

Volatile Organics, GC/MS (8260A)

Sample WT/Vol: 5 / mL

Date Received: 04/18/98

Work Order: CGJ2F101

Date Extracted:04/27/98

Dilution factor: 1

Date Analyzed: 04/27/98

Moisture %:NA

QC Batch: 8115124

Client Sample Id: IR06-TB02-98B

CAS NO.	COMPOUND	CONCENTRATION UNITS:	
		(ug/L or ug/kg)	ug/L Q
74-87-3	Chloromethane	10	U
74-83-9	Bromomethane	10	U
75-01-4	Vinyl chloride	10	U
75-00-3	Chloroethane	10	U
75-09-2	Methylene chloride	5.0	U
67-64-1	Acetone	20	U
75-15-0	Carbon disulfide	5.0	U
75-35-4	1,1-Dichloroethene	5.0	U
75-34-3	1,1-Dichloroethane	5.0	U
540-59-0	1,2-Dichloroethene (total)	5.0	U
67-66-3	Chloroform	5.0	U
107-06-2	1,2-Dichloroethane	5.0	U
78-93-3	2-Butanone	20	U
71-55-6	1,1,1-Trichloroethane	5.0	U
56-23-5	Carbon tetrachloride	5.0	U
75-27-4	Bromodichloromethane	5.0	U
78-87-5	1,2-Dichloropropane	5.0	U
10061-01-5	cis-1,3-Dichloropropene	5.0	U
79-01-6	Trichloroethene	5.0	U
124-48-1	Dibromochloromethane	5.0	U
79-00-5	1,1,2-Trichloroethane	5.0	U
71-43-2	Benzene	5.0	U
10061-02-6	trans-1,3-Dichloropropene	5.0	U
75-25-2	Bromoform	5.0	U
108-10-1	4-Methyl-2-pentanone	20	U
591-78-6	2-Hexanone	20	U
127-18-4	Tetrachloroethene	5.0	U
79-34-5	1,1,2,2-Tetrachloroethane	5.0	U

BAKER ENVIRONMENTAL, INC.

Lab Name:QUANTERRA

SDG Number:

Matrix: (soil/water) WATER

Lab Sample ID:H8D180129 008

Method: SW846 8260A

Volatile Organics, GC/MS (8260A)

Sample WT/Vol: 5 / mL

Date Received: 04/18/98

Work Order: CGJ2F101

Date Extracted:04/27/98

Dilution factor: 1

Date Analyzed: 04/27/98

Moisture %:NA

QC Batch: 8115124

Client Sample Id: IR06-TB02-98B

CAS NO.	COMPOUND	CONCENTRATION UNITS:	
		(ug/L or ug/kg)	ug/L Q
108-88-3	Toluene	5.0	U
108-90-7	Chlorobenzene	5.0	U
100-41-4	Ethylbenzene	5.0	U
100-42-5	Styrene	5.0	U
1330-20-7	Xylenes (total)	5.0	U

BAKER ENVIRONMENTAL, INC.

Lab Name:QUANTERRA

SDG Number:

Matrix: (soil/water) WATER

Lab Sample ID:H8D200134 007

Method: SW846 8260A

Volatile Organics, GC/MS (8260A)

Sample WT/Vol: 5 / mL

Date Received: 04/20/98

Work Order: CGJH6101

Date Extracted:04/27/98

Dilution factor: 1

Date Analyzed: 04/27/98

Moisture %:NA

QC Batch: 8117139

Client Sample Id: IR06-TB03-98B

CONCENTRATION UNITS:

CAS NO.	COMPOUND	(ug/L or ug/kg)	ug/L	Q
74-87-3	Chloromethane	10		U
74-83-9	Bromomethane	10		U
75-01-4	Vinyl chloride	10		U
75-00-3	Chloroethane	10		U
75-09-2	Methylene chloride	5.0		U
67-64-1	Acetone	8.5		J
75-15-0	Carbon disulfide	5.0		U
75-35-4	1,1-Dichloroethene	5.0		U
75-34-3	1,1-Dichloroethane	5.0		U
540-59-0	1,2-Dichloroethene (total)	5.0		U
67-66-3	Chloroform	5.0		U
107-06-2	1,2-Dichloroethane	5.0		U
78-93-3	2-Butanone	20		U
71-55-6	1,1,1-Trichloroethane	5.0		U
56-23-5	Carbon tetrachloride	5.0		U
75-27-4	Bromodichloromethane	5.0		U
78-87-5	1,2-Dichloropropane	5.0		U
10061-01-5	cis-1,3-Dichloropropene	5.0		U
79-01-6	Trichloroethene	5.0		U
124-48-1	Dibromochloromethane	5.0		U
79-00-5	1,1,2-Trichloroethane	5.0		U
71-43-2	Benzene	5.0		U
10061-02-6	trans-1,3-Dichloropropene	5.0		U
75-25-2	Bromoform	5.0		U
108-10-1	4-Methyl-2-pentanone	20		U
591-78-6	2-Hexanone	20		U
127-18-4	Tetrachloroethene	5.0		U
79-34-5	1,1,2,2-Tetrachloroethane	5.0		U

BAKER ENVIRONMENTAL, INC.

Lab Name:QUANTERRA

SDG Number:

Matrix: (soil/water) WATER

Lab Sample ID:H8D200134 007

Method: SW846 8260A

Volatile Organics, GC/MS (8260A)

Sample WT/Vol: 5 / mL

Date Received: 04/20/98

Work Order: CGJH6101

Date Extracted:04/27/98

Dilution factor: 1

Date Analyzed: 04/27/98

Moisture %:NA

QC Batch: 8117139

Client Sample Id: IR06-TB03-98B

CAS NO.	COMPOUND	CONCENTRATION UNITS:	
		(ug/L or ug/kg)	ug/L Q
108-88-3	Toluene	5.0	U
108-90-7	Chlorobenzene	5.0	U
100-41-4	Ethylbenzene	5.0	U
100-42-5	Styrene	5.0	U
1330-20-7	Xylenes (total)	5.0	U

BAKER ENVIRONMENTAL, INC.

Lab Name:QUANTERRA

SDG Number:

Matrix: (soil/water) WATER

Lab Sample ID:H8D210145 010

Method: SW846 8260A

Volatile Organics, GC/MS (8260A)

Sample WT/Vol: 5 / mL

Date Received: 04/21/98

Work Order: CGKKN101

Date Extracted:04/27/98

Dilution factor: 1

Date Analyzed: 04/28/98

Moisture %:NA

QC Batch: 8117291

Client Sample Id: IR06-TB04-98B

CAS NO.	COMPOUND	CONCENTRATION UNITS:	
		(ug/L or ug/kg)	ug/L Q
74-87-3	Chloromethane	10	U
74-83-9	Bromomethane	10	U
75-01-4	Vinyl chloride	10	U
75-00-3	Chloroethane	10	U
75-09-2	Methylene chloride	5.0	U
67-64-1	Acetone	20	U
75-15-0	Carbon disulfide	5.0	U
75-35-4	1,1-Dichloroethene	5.0	U
75-34-3	1,1-Dichloroethane	5.0	U
540-59-0	1,2-Dichloroethene (total)	5.0	U
67-66-3	Chloroform	5.0	U
107-06-2	1,2-Dichloroethane	5.0	U
78-93-3	2-Butanone	20	U
71-55-6	1,1,1-Trichloroethane	5.0	U
56-23-5	Carbon tetrachloride	5.0	U
75-27-4	Bromodichloromethane	5.0	U
78-87-5	1,2-Dichloropropane	5.0	U
10061-01-5	cis-1,3-Dichloropropene	5.0	U
79-01-6	Trichloroethene	5.0	U
124-48-1	Dibromochloromethane	5.0	U
79-00-5	1,1,2-Trichloroethane	5.0	U
71-43-2	Benzene	5.0	U
10061-02-6	trans-1,3-Dichloropropene	5.0	U
75-25-2	Bromoform	5.0	U
108-10-1	4-Methyl-2-pentanone	20	U
591-78-6	2-Hexanone	20	U
127-18-4	Tetrachloroethene	5.0	U
79-34-5	1,1,2,2-Tetrachloroethane	5.0	U

BAKER ENVIRONMENTAL, INC.

Lab Name:QUANTERRA

SDG Number:

Matrix: (soil/water) WATER

Lab Sample ID:H8D210145 010

Method: SW846 8260A

Volatile Organics, GC/MS (8260A)

Sample WT/Vol: 5 / mL

Date Received: 04/21/98

Work Order: CGKKN101

Date Extracted:04/27/98

Dilution factor: 1

Date Analyzed: 04/28/98

Moisture %:NA

QC Batch: 8117291

Client Sample Id: IR06-TB04-98B

CAS NO.	COMPOUND	CONCENTRATION UNITS:	
		(ug/L or ug/kg)	ug/L Q
108-88-3	Toluene	5.0	U
108-90-7	Chlorobenzene	5.0	U
100-41-4	Ethylbenzene	5.0	U
100-42-5	Styrene	5.0	U
1330-20-7	Xylenes (total)	5.0	U

BAKER ENVIRONMENTAL, INC.

Lab Name:QUANTERRA

SDG Number:

Matrix: (soil/water) WATER

Lab Sample ID:H8D240210 006

Method: SW846 8260A

Volatile Organics, GC/MS (8260A)

Sample WT/Vol: 5 / mL

Date Received: 04/24/98

Work Order: CGNVR101

Date Extracted:05/04/98

Dilution factor: 1

Date Analyzed: 05/04/98

QC Batch: 8124158

Client Sample Id: IR06-TB05-98B

CAS NO.	COMPOUND	CONCENTRATION UNITS:		Q
		(ug/L or ug/kg)	ug/L	
74-87-3	Chloromethane	10		U
74-83-9	Bromomethane	10		U
75-01-4	Vinyl chloride	10		U
75-00-3	Chloroethane	10		U
75-09-2	Methylene chloride	4.1		J
67-64-1	Acetone	20		U
75-15-0	Carbon disulfide	5.0		U
75-35-4	1,1-Dichloroethene	5.0		U
75-34-3	1,1-Dichloroethane	5.0		U
540-59-0	1,2-Dichloroethene (total)	5.0		U
67-66-3	Chloroform	5.0		U
107-06-2	1,2-Dichloroethane	5.0		U
78-93-3	2-Butanone	20		U
71-55-6	1,1,1-Trichloroethane	5.0		U
56-23-5	Carbon tetrachloride	5.0		U
75-27-4	Bromodichloromethane	5.0		U
78-87-5	1,2-Dichloropropane	5.0		U
10061-01-5	cis-1,3-Dichloropropene	5.0		U
79-01-6	Trichloroethene	5.0		U
124-48-1	Dibromochloromethane	5.0		U
79-00-5	1,1,2-Trichloroethane	5.0		U
71-43-2	Benzene	5.0		U
10061-02-6	trans-1,3-Dichloropropene	5.0		U
75-25-2	Bromoform	5.0		U
108-10-1	4-Methyl-2-pentanone	20		U
591-78-6	2-Hexanone	20		U
127-18-4	Tetrachloroethene	5.0		U
79-34-5	1,1,2,2-Tetrachloroethane	5.0		U

BAKER ENVIRONMENTAL, INC.

Lab Name:QUANTERRA

SDG Number:

Matrix: (soil/water) WATER

Lab Sample ID:H8D240210 006

Method: SW846 8260A

Volatile Organics, GC/MS (8260A)

Sample WT/Vol: 5 / mL

Date Received: 04/24/98

Work Order: CGNVR101

Date Extracted:05/04/98

Dilution factor: 1

Date Analyzed: 05/04/98

QC Batch: 8124158

Client Sample Id: IR06-TB05-98B

CAS NO.	COMPOUND	CONCENTRATION UNITS:	
		(ug/L or ug/kg)	ug/L Q
108-88-3	Toluene	5.0	U
108-90-7	Chlorobenzene	5.0	U
100-41-4	Ethylbenzene	5.0	U
100-42-5	Styrene	5.0	U
1330-20-7	Xylenes (total)	5.0	U

BAKER ENVIRONMENTAL, INC.

Lab Name:QUANTERRA

SDG Number:

Matrix: (soil/water) WATER

Lab Sample ID:H8D200134 006

Method: SW846 8260A

Volatile Organics, GC/MS (8260A)

Sample WT/Vol: 5 / mL

Date Received: 04/20/98

Work Order: CGJH5101

Date Extracted:04/27/98

Dilution factor: 100

Date Analyzed: 04/27/98

Moisture %:NA

QC Batch: 8117139

Client Sample Id: IR06-DRW01-98B

CAS NO.	COMPOUND	CONCENTRATION UNITS:	
		(ug/L or ug/kg)	ug/L Q
74-87-3	Chloromethane	1000	U
74-83-9	Bromomethane	1000	U
75-01-4	Vinyl chloride	1000	U
75-00-3	Chloroethane	1000	U
75-09-2	Methylene chloride	500	U
67-64-1	Acetone	2000	U
75-15-0	Carbon disulfide	500	U
75-35-4	1,1-Dichloroethene	500	U
75-34-3	1,1-Dichloroethane	500	U
540-59-0	1,2-Dichloroethene (total)	9300	
67-66-3	Chloroform	500	U
107-06-2	1,2-Dichloroethane	500	U
78-93-3	2-Butanone	2000	U
71-55-6	1,1,1-Trichloroethane	500	U
56-23-5	Carbon tetrachloride	500	U
75-27-4	Bromodichloromethane	500	U
78-87-5	1,2-Dichloropropane	500	U
10061-01-5	cis-1,3-Dichloropropene	500	U
79-01-6	Trichloroethene	34000	E
124-48-1	Dibromochloromethane	500	U
79-00-5	1,1,2-Trichloroethane	500	U
71-43-2	Benzene	500	U
10061-02-6	trans-1,3-Dichloropropene	500	U
75-25-2	Bromoform	500	U
108-10-1	4-Methyl-2-pentanone	2000	U
591-78-6	2-Hexanone	2000	U
127-18-4	Tetrachloroethene	1300	
79-34-5	1,1,2,2-Tetrachloroethane	4900	

BAKER ENVIRONMENTAL, INC.

Lab Name:QUANTERRA

SDG Number:

Matrix: (soil/water) WATER

Lab Sample ID:H8D200134 006

Method: SW846 8260A

Volatile Organics, GC/MS (8260A)

Sample WT/Vol: 5 / mL

Date Received: 04/20/98

Work Order: CGJH5101

Date Extracted:04/27/98

Dilution factor: 100

Date Analyzed: 04/27/98

Moisture %:NA

QC Batch: 8117139

Client Sample Id: IR06-DRW01-98B

CAS NO.	COMPOUND	CONCENTRATION UNITS:		Q
		(ug/L or ug/kg)	ug/L	
108-88-3	Toluene	500		U
108-90-7	Chlorobenzene	500		U
100-41-4	Ethylbenzene	500		U
100-42-5	Styrene	500		U
1330-20-7	Xylenes (total)	500		U

BAKER ENVIRONMENTAL, INC.

Lab Name:QUANTERRA

SDG Number:

Matrix: (soil/water) WATER

Lab Sample ID:H8D200134 006

Method: SW846 8260A

Volatile Organics, GC/MS (8260A)

Sample WT/Vol: 5 / mL

Date Received: 04/20/98

Work Order: CGJH5201

Date Extracted:04/27/98

Dilution factor: 250

Date Analyzed: 04/28/98

Moisture %:NA

QC Batch: 8117291

Client Sample Id: IR06-DRW01-98B -RE 1

CONCENTRATION UNITS:

CAS NO.	COMPOUND	(ug/L or ug/kg)	ug/L	Q
79-01-6	Trichloroethene		35000	D

BAKER ENVIRONMENTAL, INC.

Lab Name:QUANTERRA

SDG Number:

Matrix: (soil/water) WATER

Lab Sample ID:H8D170170 008

Method: SW846 8260A

Volatile Organics, GC/MS (8260A)

Sample WT/Vol: 5 / mL

Date Received: 04/17/98

Work Order: CGHND101

Date Extracted:04/25/98

Dilution factor: 100

Date Analyzed: 04/25/98

Moisture %:NA

QC Batch: 8115106

Client Sample Id: IR06-DRW02-98B

CAS NO.	COMPOUND	CONCENTRATION UNITS:	
		(ug/L or ug/kg)	ug/L Q
74-87-3	Chloromethane	1000	U
74-83-9	Bromomethane	1000	U
75-01-4	Vinyl chloride	270	J
75-00-3	Chloroethane	1000	U
75-09-2	Methylene chloride	500	U
67-64-1	Acetone	2000	U
75-15-0	Carbon disulfide	500	U
75-35-4	1,1-Dichloroethene	500	U
75-34-3	1,1-Dichloroethane	500	U
540-59-0	1,2-Dichloroethene (total)	12000	
67-66-3	Chloroform	500	U
107-06-2	1,2-Dichloroethane	500	U
78-93-3	2-Butanone	2000	U
71-55-6	1,1,1-Trichloroethane	500	U
56-23-5	Carbon tetrachloride	500	U
75-27-4	Bromodichloromethane	500	U
78-87-5	1,2-Dichloropropane	500	U
10061-01-5	cis-1,3-Dichloropropene	500	U
79-01-6	Trichloroethene	28000	E
124-48-1	Dibromochloromethane	500	U
79-00-5	1,1,2-Trichloroethane	500	U
71-43-2	Benzene	500	U
10061-02-6	trans-1,3-Dichloropropene	500	U
75-25-2	Bromoform	500	U
108-10-1	4-Methyl-2-pentanone	2000	U
591-78-6	2-Hexanone	2000	U
127-18-4	Tetrachloroethene	1000	
79-34-5	1,1,2,2-Tetrachloroethane	500	U

BAKER ENVIRONMENTAL, INC.

Lab Name:QUANTERRA

SDG Number:

Matrix: (soil/water) WATER

Lab Sample ID:H8D170170 008

Method: SW846 8260A

Volatile Organics, GC/MS (8260A)

Sample WT/Vol: 5 / mL

Date Received: 04/17/98

Work Order: CGHND101

Date Extracted:04/25/98

Dilution factor: 100

Date Analyzed: 04/25/98

Moisture %:NA

QC Batch: 8115106

Client Sample Id: IR06-DRW02-98B

CAS NO.	COMPOUND	CONCENTRATION UNITS:	
		(ug/L or ug/kg)	ug/L Q
108-88-3	Toluene	500	U
108-90-7	Chlorobenzene	500	U
100-41-4	Ethylbenzene	500	U
100-42-5	Styrene	500	U
1330-20-7	Xylenes (total)	500	U

BAKER ENVIRONMENTAL, INC.

Lab Name:QUANTERRA

SDG Number:

Matrix: (soil/water) WATER

Lab Sample ID:H8D170170 008

Method: SW846 8260A

Volatile Organics, GC/MS (8260A)

Sample WT/Vol: 5 / mL

Date Received: 04/17/98

Work Order: CGHND201

Date Extracted:04/27/98

Dilution factor: 200

Date Analyzed: 04/27/98

Moisture %:NA

QC Batch: 8115124

Client Sample Id: IR06-DRW02-98B -RE 1

CAS NO.	COMPOUND	CONCENTRATION UNITS:	
		(ug/L or ug/kg)	ug/L
79-01-6	Trichloroethene	23000	D

BAKER ENVIRONMENTAL, INC.

Lab Name:QUANTERRA

SDG Number:

Matrix: (soil/water) WATER

Lab Sample ID:H8D170170 009

Method: SW846 8260A

Volatile Organics, GC/MS (8260A)

Sample WT/Vol: 5 / mL

Date Received: 04/17/98

Work Order: CGHNE101

Date Extracted:04/25/98

Dilution factor: 50

Date Analyzed: 04/25/98

Moisture %:NA

QC Batch: 8115106

Client Sample Id: IR06-DRW03-98B

CAS NO.	COMPOUND	CONCENTRATION UNITS:	
		(ug/L or ug/kg)	ug/L Q
74-87-3	Chloromethane	500	U
74-83-9	Bromomethane	500	U
75-01-4	Vinyl chloride	110	J
75-00-3	Chloroethane	500	U
75-09-2	Methylene chloride	250	U
67-64-1	Acetone	1000	U
75-15-0	Carbon disulfide	250	U
75-35-4	1,1-Dichloroethene	250	U
75-34-3	1,1-Dichloroethane	250	U
540-59-0	1,2-Dichloroethene (total)	5600	
67-66-3	Chloroform	250	U
107-06-2	1,2-Dichloroethane	250	U
78-93-3	2-Butanone	1000	U
71-55-6	1,1,1-Trichloroethane	250	U
56-23-5	Carbon tetrachloride	250	U
75-27-4	Bromodichloromethane	250	U
78-87-5	1,2-Dichloropropane	250	U
10061-01-5	cis-1,3-Dichloropropene	250	U
79-01-6	Trichloroethene	8800	
124-48-1	Dibromochloromethane	250	U
79-00-5	1,1,2-Trichloroethane	250	U
71-43-2	Benzene	250	U
10061-02-6	trans-1,3-Dichloropropene	250	U
75-25-2	Bromoform	250	U
108-10-1	4-Methyl-2-pentanone	1000	U
591-78-6	2-Hexanone	1000	U
127-18-4	Tetrachloroethene	36	J
79-34-5	1,1,2,2-Tetrachloroethane	250	U

BAKER ENVIRONMENTAL, INC.

Lab Name:QUANTERRA

SDG Number:

Matrix: (soil/water) WATER

Lab Sample ID:H8D170170 009

Method: SW846 8260A

Volatile Organics, GC/MS (8260A)

Sample WT/Vol: 5 / mL

Date Received: 04/17/98

Work Order: CGHNE101

Date Extracted:04/25/98

Dilution factor: 50

Date Analyzed: 04/25/98

Moisture %:NA

QC Batch: 8115106

Client Sample Id: IR06-DRW03-98B

CAS NO.	COMPOUND	CONCENTRATION UNITS:	
		(ug/L or ug/kg)	ug/L Q
108-88-3	Toluene	250	U
108-90-7	Chlorobenzene	250	U
100-41-4	Ethylbenzene	250	U
100-42-5	Styrene	250	U
1330-20-7	Xylenes (total)	250	U

BAKER ENVIRONMENTAL, INC.

Lab Name:QUANTERRA

SDG Number:

Matrix: (soil/water) WATER

Lab Sample ID:H8D170170 010

Method: SW846 8260A

Volatile Organics, GC/MS (8260A)

Sample WT/Vol: 5 / mL

Date Received: 04/17/98

Work Order: CGHNG301

Date Extracted:04/27/98

Dilution factor: 125

Date Analyzed: 04/27/98

Moisture %:NA

QC Batch: 8115124

Client Sample Id: IR06-DRW04-98B -RE 2

CAS NO.	COMPOUND	CONCENTRATION UNITS:	
		(ug/L or ug/kg)	ug/L Q
74-87-3	Chloromethane	1200	U
74-83-9	Bromomethane	1200	U
75-01-4	Vinyl chloride	1200	U
75-00-3	Chloroethane	1200	U
75-09-2	Methylene chloride	170	J B
67-64-1	Acetone	2500	U
75-15-0	Carbon disulfide	620	U
75-35-4	1,1-Dichloroethene	620	U
75-34-3	1,1-Dichloroethane	620	U
540-59-0	1,2-Dichloroethene (total)	7600	
67-66-3	Chloroform	620	U
107-06-2	1,2-Dichloroethane	620	U
78-93-3	2-Butanone	2500	U
71-55-6	1,1,1-Trichloroethane	620	U
56-23-5	Carbon tetrachloride	620	U
75-27-4	Bromodichloromethane	620	U
78-87-5	1,2-Dichloropropane	620	U
10061-01-5	cis-1,3-Dichloropropene	620	U
79-01-6	Trichloroethene	20000	
124-48-1	Dibromochloromethane	620	U
79-00-5	1,1,2-Trichloroethane	620	U
71-43-2	Benzene	620	U
10061-02-6	trans-1,3-Dichloropropene	620	U
75-25-2	Bromoform	620	U
108-10-1	4-Methyl-2-pentanone	2500	U
591-78-6	2-Hexanone	2500	U
127-18-4	Tetrachloroethene	620	U
79-34-5	1,1,2,2-Tetrachloroethane	190	J

BAKER ENVIRONMENTAL, INC.

Lab Name:QUANTERRA

SDG Number:

Matrix: (soil/water) WATER

Lab Sample ID:H8D170170 010

Method: SW846 8260A

Volatile Organics, GC/MS (8260A)

Sample WT/Vol: 5 / mL

Date Received: 04/17/98

Work Order: CGHNG301

Date Extracted:04/27/98

Dilution factor: 125

Date Analyzed: 04/27/98

Moisture %:NA

QC Batch: 8115124

Client Sample Id: IR06-DRW04-98B -RE 2

CAS NO.	COMPOUND	CONCENTRATION UNITS:		Q
		(ug/L or ug/kg)	ug/L	
108-88-3	Toluene	620		U
108-90-7	Chlorobenzene	620		U
100-41-4	Ethylbenzene	620		U
100-42-5	Styrene	620		U
1330-20-7	Xylenes (total)	620		U

BAKER ENVIRONMENTAL, INC.

Lab Name:QUANTERRA

SDG Number:

Matrix: (soil/water) WATER

Lab Sample ID:H8D240210 001

Method: SW846 8260A

Volatile Organics, GC/MS (8260A)

Sample WT/Vol: 5 / mL

Date Received: 04/24/98

Work Order: CGNVL101

Date Extracted:05/01/98

Dilution factor: 10

Date Analyzed: 05/01/98

QC Batch: 8120146

Client Sample Id: IR06-SRW01-98B

CAS NO.	COMPOUND	CONCENTRATION UNITS:		Q
		(ug/L or ug/kg)	ug/L	
74-87-3	Chloromethane	100		U
74-83-9	Bromomethane	100		U
75-01-4	Vinyl chloride	100		U
75-00-3	Chloroethane	100		U
75-09-2	Methylene chloride	14		J B
67-64-1	Acetone	200		U
75-15-0	Carbon disulfide	50		U
75-35-4	1,1-Dichloroethene	50		U
75-34-3	1,1-Dichloroethane	50		U
540-59-0	1,2-Dichloroethene (total)	620		
67-66-3	Chloroform	10		J
107-06-2	1,2-Dichloroethane	50		U
78-93-3	2-Butanone	200		U
71-55-6	1,1,1-Trichloroethane	50		U
56-23-5	Carbon tetrachloride	50		U
75-27-4	Bromodichloromethane	50		U
78-87-5	1,2-Dichloropropane	50		U
10061-01-5	cis-1,3-Dichloropropene	50		U
79-01-6	Trichloroethene	1600		
124-48-1	Dibromochloromethane	50		U
79-00-5	1,1,2-Trichloroethane	170		
71-43-2	Benzene	50		U
10061-02-6	trans-1,3-Dichloropropene	50		U
75-25-2	Bromoform	50		U
108-10-1	4-Methyl-2-pentanone	200		U
591-78-6	2-Hexanone	200		U
127-18-4	Tetrachloroethene	560		
79-34-5	1,1,2,2-Tetrachloroethane	14000		E

BAKER ENVIRONMENTAL, INC.

Lab Name:QUANTERRA

SDG Number:

Matrix: (soil/water) WATER

Lab Sample ID:H8D240210 001

Method: SW846 8260A

Volatile Organics, GC/MS (8260A)

Sample WT/Vol: 5 / mL

Date Received: 04/24/98

Work Order: CGNVL101

Date Extracted:05/01/98

Dilution factor: 10

Date Analyzed: 05/01/98

QC Batch: 8120146

Client Sample Id: IR06-SRW01-98B

CAS NO.	COMPOUND	CONCENTRATION UNITS:	
		(ug/L or ug/kg) ug/L	Q
108-88-3	Toluene	50	U
108-90-7	Chlorobenzene	50	U
100-41-4	Ethylbenzene	50	U
100-42-5	Styrene	50	U
1330-20-7	Xylenes (total)	50	U

BAKER ENVIRONMENTAL, INC.

Lab Name:QUANTERRA

SDG Number:

Matrix: (soil/water) WATER

Lab Sample ID:H8D240210 001

Method: SW846 8260A

Volatile Organics, GC/MS (8260A)

Sample WT/Vol: 5 / mL

Date Received: 04/24/98

Work Order: CGNVL201

Date Extracted:05/04/98

Dilution factor: 200

Date Analyzed: 05/04/98

QC Batch: 8124158

Client Sample Id: IR06-SRW01-98B -RE 1

CONCENTRATION UNITS:

CAS NO.	COMPOUND	(ug/L or ug/kg) ug/L	Q
79-34-5	1,1,2,2-Tetrachloroethane	35000	D

BAKER ENVIRONMENTAL, INC.

Lab Name:QUANTERRA

SDG Number:

Matrix: (soil/water) WATER

Lab Sample ID:H8D240210 002

Method: SW846 8260A

Volatile Organics, GC/MS (8260A)

Sample WT/Vol: 5 / mL

Date Received: 04/24/98

Work Order: CGNVM101

Date Extracted:05/01/98

Dilution factor: 2

Date Analyzed: 05/01/98

QC Batch: 8120146

Client Sample Id: IR06-SRW02-98B

CAS NO.	COMPOUND	CONCENTRATION UNITS:		Q
		(ug/L or ug/kg)	ug/L	
74-87-3	Chloromethane	20		U
74-83-9	Bromomethane	20		U
75-01-4	Vinyl chloride	20		U
75-00-3	Chloroethane	20		U
75-09-2	Methylene chloride	2.5		J B
67-64-1	Acetone	40		U
75-15-0	Carbon disulfide	10		U
75-35-4	1,1-Dichloroethene	10		U
75-34-3	1,1-Dichloroethane	10		U
540-59-0	1,2-Dichloroethene (total)	190		
67-66-3	Chloroform	10		U
107-06-2	1,2-Dichloroethane	10		U
78-93-3	2-Butanone	40		U
71-55-6	1,1,1-Trichloroethane	10		U
56-23-5	Carbon tetrachloride	10		U
75-27-4	Bromodichloromethane	10		U
78-87-5	1,2-Dichloropropane	10		U
10061-01-5	cis-1,3-Dichloropropene	10		U
79-01-6	Trichloroethene	230		
124-48-1	Dibromochloromethane	10		U
79-00-5	1,1,2-Trichloroethane	7.9		J
71-43-2	Benzene	10		U
10061-02-6	trans-1,3-Dichloropropene	10		U
75-25-2	Bromoform	10		U
108-10-1	4-Methyl-2-pentanone	40		U
591-78-6	2-Hexanone	40		U
127-18-4	Tetrachloroethene	28		
79-34-5	1,1,2,2-Tetrachloroethane	1100		E

BAKER ENVIRONMENTAL, INC.

Lab Name:QUANTERRA

SDG Number:

Matrix: (soil/water) WATER

Lab Sample ID:H8D240210 002

Method: SW846 8260A

Volatile Organics, GC/MS (8260A)

Sample WT/Vol: 5 / mL

Date Received: 04/24/98

Work Order: CGNVM101

Date Extracted:05/01/98

Dilution factor: 2

Date Analyzed: 05/01/98

QC Batch: 8120146

Client Sample Id: IR06-SRW02-98B

CAS NO.	COMPOUND	CONCENTRATION UNITS:	
		(ug/L or ug/kg)	ug/L Q
108-88-3	Toluene	10	U
108-90-7	Chlorobenzene	10	U
100-41-4	Ethylbenzene	10	U
100-42-5	Styrene	10	U
1330-20-7	Xylenes (total)	10	U

BAKER ENVIRONMENTAL, INC.

Lab Name:QUANTERRA

SDG Number:

Matrix: (soil/water) WATER

Lab Sample ID:H8D240210 002

Method: SW846 8260A

Volatile Organics, GC/MS (8260A)

Sample WT/Vol: 5 / mL

Date Received: 04/24/98

Work Order: CGNVM201

Date Extracted:05/04/98

Dilution factor: 10

Date Analyzed: 05/04/98

QC Batch: 8124158

Client Sample Id: IR06-SRW02-98B -RE 1

CAS NO.	COMPOUND	CONCENTRATION UNITS:	
		(ug/L or ug/kg)	ug/L
79-34-5	1,1,2,2-Tetrachloroethane	1100	D

BAKER ENVIRONMENTAL, INC.

Lab Name:QUANTERRA

SDG Number:

Matrix: (soil/water) WATER

Lab Sample ID:H8D240210 003

Method: SW846 8260A

Volatile Organics, GC/MS (8260A)

Sample WT/Vol: 5 / mL

Date Received: 04/24/98

Work Order: CGNVN101

Date Extracted:05/04/98

Dilution factor: 20

Date Analyzed: 05/04/98

QC Batch: 8124158

Client Sample Id: IR06-SRW03-98B

CAS NO.	COMPOUND	CONCENTRATION UNITS:		Q
		(ug/L or ug/kg)	ug/L	
74-87-3	Chloromethane	200		U
74-83-9	Bromomethane	200		U
75-01-4	Vinyl chloride	200		U
75-00-3	Chloroethane	200		U
75-09-2	Methylene chloride	84		J
67-64-1	Acetone	400		U
75-15-0	Carbon disulfide	100		U
75-35-4	1,1-Dichloroethene	100		U
75-34-3	1,1-Dichloroethane	100		U
540-59-0	1,2-Dichloroethene (total)	1500		
67-66-3	Chloroform	100		U
107-06-2	1,2-Dichloroethane	100		U
78-93-3	2-Butanone	400		U
71-55-6	1,1,1-Trichloroethane	100		U
56-23-5	Carbon tetrachloride	100		U
75-27-4	Bromodichloromethane	100		U
78-87-5	1,2-Dichloropropane	100		U
10061-01-5	cis-1,3-Dichloropropene	100		U
79-01-6	Trichloroethene	1600		
124-48-1	Dibromochloromethane	100		U
79-00-5	1,1,2-Trichloroethane	16		J
71-43-2	Benzene	100		U
10061-02-6	trans-1,3-Dichloropropene	100		U
75-25-2	Bromoform	100		U
108-10-1	4-Methyl-2-pentanone	400		U
591-78-6	2-Hexanone	400		U
127-18-4	Tetrachloroethene	130		
79-34-5	1,1,2,2-Tetrachloroethane	560		

BAKER ENVIRONMENTAL, INC.

Lab Name:QUANTERRA

SDG Number:

Matrix: (soil/water) WATER

Lab Sample ID:H8D240210 003

Method: SW846 8260A

Volatile Organics, GC/MS (8260A)

Sample WT/Vol: 5 / mL

Date Received: 04/24/98

Work Order: CGNVN101

Date Extracted:05/04/98

Dilution factor: 20

Date Analyzed: 05/04/98

QC Batch: 8124158

Client Sample Id: IR06-SRW03-98B

CAS NO.	COMPOUND	CONCENTRATION UNITS:	
		(ug/L or ug/kg)	ug/L Q
108-88-3	Toluene	100	U
108-90-7	Chlorobenzene	100	U
100-41-4	Ethylbenzene	100	U
100-42-5	Styrene	100	U
1330-20-7	Xylenes (total)	100	U

BAKER ENVIRONMENTAL, INC.

Lab Name:QUANTERRA

SDG Number:

Matrix: (soil/water) WATER

Lab Sample ID:H8D240210 004

Method: SW846 8260A

Volatile Organics, GC/MS (8260A)

Sample WT/Vol: 5 / mL

Date Received: 04/24/98

Work Order: CGNVP101

Date Extracted:05/04/98

Dilution factor: 33.33

Date Analyzed: 05/04/98

QC Batch: 8124158

Client Sample Id: IR06-SRW04-98B

CAS NO.	COMPOUND	CONCENTRATION UNITS:	
		(ug/L or ug/kg)	ug/L Q
74-87-3	Chloromethane	330	U
74-83-9	Bromomethane	330	U
75-01-4	Vinyl chloride	330	U
75-00-3	Chloroethane	330	U
75-09-2	Methylene chloride	170	U
67-64-1	Acetone	670	U
75-15-0	Carbon disulfide	170	U
75-35-4	1,1-Dichloroethene	170	U
75-34-3	1,1-Dichloroethane	170	U
540-59-0	1,2-Dichloroethene (total)	2100	
67-66-3	Chloroform	170	U
107-06-2	1,2-Dichloroethane	170	U
78-93-3	2-Butanone	670	U
71-55-6	1,1,1-Trichloroethane	170	U
56-23-5	Carbon tetrachloride	170	U
75-27-4	Bromodichloromethane	170	U
78-87-5	1,2-Dichloropropane	170	U
10061-01-5	cis-1,3-Dichloropropene	170	U
79-01-6	Trichloroethene	2800	
124-48-1	Dibromochloromethane	170	U
79-00-5	1,1,2-Trichloroethane	170	U
71-43-2	Benzene	170	U
10061-02-6	trans-1,3-Dichloropropene	170	U
75-25-2	Bromoform	170	U
108-10-1	4-Methyl-2-pentanone	670	U
591-78-6	2-Hexanone	670	U
127-18-4	Tetrachloroethene	360	
79-34-5	1,1,2,2-Tetrachloroethane	29	J

BAKER ENVIRONMENTAL, INC.

Lab Name:QUANTERRA

SDG Number:

Matrix: (soil/water) WATER

Lab Sample ID:H8D240210 004

Method: SW846 8260A

Volatile Organics, GC/MS (8260A)

Sample WT/Vol: 5 / mL

Date Received: 04/24/98

Work Order: CGNVP101

Date Extracted:05/04/98

Dilution factor: 33.33

Date Analyzed: 05/04/98

QC Batch: 8124158

Client Sample Id: IR06-SRW04-98B

CAS NO.	COMPOUND	CONCENTRATION UNITS:	
		(ug/L or ug/kg)	ug/L Q
108-88-3	Toluene	170	U
108-90-7	Chlorobenzene	170	U
100-41-4	Ethylbenzene	170	U
100-42-5	Styrene	170	U
1330-20-7	Xylenes (total)	170	U

BAKER ENVIRONMENTAL, INC.

Lab Name:QUANTERRA

SDG Number:

Matrix: (soil/water) WATER

Lab Sample ID:H8D240210 005

Method: SW846 8260A

Volatile Organics, GC/MS (8260A)

Sample WT/Vol: 5 / mL

Date Received: 04/24/98

Work Order: CGNVQ101

Date Extracted:05/04/98

Dilution factor: 5

Date Analyzed: 05/04/98

QC Batch: 8124158

Client Sample Id: IR06-SRW05-98B

CONCENTRATION UNITS:

CAS NO.	COMPOUND	(ug/L or ug/kg) ug/L	Q
74-87-3	Chloromethane	50	U
74-83-9	Bromomethane	50	U
75-01-4	Vinyl chloride	50	U
75-00-3	Chloroethane	50	U
75-09-2	Methylene chloride	21	J
67-64-1	Acetone	100	U
75-15-0	Carbon disulfide	25	U
75-35-4	1,1-Dichloroethene	25	U
75-34-3	1,1-Dichloroethane	25	U
540-59-0	1,2-Dichloroethene (total)	470	
67-66-3	Chloroform	25	U
107-06-2	1,2-Dichloroethane	25	U
78-93-3	2-Butanone	100	U
71-55-6	1,1,1-Trichloroethane	25	U
56-23-5	Carbon tetrachloride	25	U
75-27-4	Bromodichloromethane	25	U
78-87-5	1,2-Dichloropropane	25	U
10061-01-5	cis-1,3-Dichloropropene	25	U
79-01-6	Trichloroethene	410	
124-48-1	Dibromochloromethane	25	U
79-00-5	1,1,2-Trichloroethane	25	U
71-43-2	Benzene	25	U
10061-02-6	trans-1,3-Dichloropropene	25	U
75-25-2	Bromoform	25	U
108-10-1	4-Methyl-2-pentanone	100	U
591-78-6	2-Hexanone	100	U
127-18-4	Tetrachloroethene	120	
79-34-5	1,1,2,2-Tetrachloroethane	25	U

BAKER ENVIRONMENTAL, INC.

Lab Name:QUANTERRA

SDG Number:

Matrix: (soil/water) WATER

Lab Sample ID:H8D240210 005

Method: SW846 8260A

Volatile Organics, GC/MS (8260A)

Sample WT/Vol: 5 / mL

Date Received: 04/24/98

Work Order: CGNVQ101

Date Extracted:05/04/98

Dilution factor: 5

Date Analyzed: 05/04/98

QC Batch: 8124158

Client Sample Id: IR06-SRW05-98B

CAS NO.	COMPOUND	CONCENTRATION UNITS:	
		(ug/L or ug/kg)	ug/L Q
108-88-3	Toluene	25	U
108-90-7	Chlorobenzene	25	U
100-41-4	Ethylbenzene	25	U
100-42-5	Styrene	25	U
1330-20-7	Xylenes (total)	25	U

BAKER ENVIRONMENTAL, INC.

Lab Name:QUANTERRA

SDG Number:

Matrix: (soil/water) WATER

Lab Sample ID:H8D180129 001

Method: SW846 8260A

Volatile Organics, GC/MS (8260A)

Sample WT/Vol: 5 / mL

Date Received: 04/18/98

Work Order: CGJ2510R

Date Extracted:04/25/98

Dilution factor: 1

Date Analyzed: 04/25/98

Moisture %:NA

QC Batch: 8115106

Client Sample Id: IR06-GW01-98B

CONCENTRATION UNITS:

CAS NO.	COMPOUND	(ug/L or ug/kg)	ug/L	Q
74-87-3	Chloromethane	10		U
74-83-9	Bromomethane	10		U
75-01-4	Vinyl chloride	10		U
75-00-3	Chloroethane	10		U
75-09-2	Methylene chloride	5.0		U
67-64-1	Acetone	20		U
75-15-0	Carbon disulfide	5.0		U
75-35-4	1,1-Dichloroethene	5.0		U
75-34-3	1,1-Dichloroethane	5.0		U
540-59-0	1,2-Dichloroethene (total)	5.0		U
67-66-3	Chloroform	5.0		U
107-06-2	1,2-Dichloroethane	5.0		U
78-93-3	2-Butanone	20		U
71-55-6	1,1,1-Trichloroethane	5.0		U
56-23-5	Carbon tetrachloride	5.0		U
75-27-4	Bromodichloromethane	5.0		U
78-87-5	1,2-Dichloropropane	5.0		U
10061-01-5	cis-1,3-Dichloropropene	5.0		U
79-01-6	Trichloroethene	1.4		J
124-48-1	Dibromochloromethane	5.0		U
79-00-5	1,1,2-Trichloroethane	5.0		U
71-43-2	Benzene	5.0		U
10061-02-6	trans-1,3-Dichloropropene	5.0		U
75-25-2	Bromoform	5.0		U
108-10-1	4-Methyl-2-pentanone	20		U
591-78-6	2-Hexanone	20		U
127-18-4	Tetrachloroethene	5.0		U
79-34-5	1,1,2,2-Tetrachloroethane	5.0		U

BAKER ENVIRONMENTAL, INC.

Lab Name:QUANTERRA

SDG Number:

Matrix: (soil/water) WATER

Lab Sample ID:H8D180129 001

Method: SW846 8260A

Volatile Organics, GC/MS (8260A)

Sample WT/Vol: 5 / mL

Date Received: 04/18/98

Work Order: CGJ2510R

Date Extracted:04/25/98

Dilution factor: 1

Date Analyzed: 04/25/98

Moisture %:NA

QC Batch: 8115106

Client Sample Id: IR06-GW01-98B

CAS NO.	COMPOUND	CONCENTRATION UNITS:	
		(ug/L or ug/kg)	ug/L Q
108-88-3	Toluene	5.0	U
108-90-7	Chlorobenzene	5.0	U
100-41-4	Ethylbenzene	5.0	U
100-42-5	Styrene	5.0	U
1330-20-7	Xylenes (total)	5.0	U

BAKER ENVIRONMENTAL, INC.

Client Sample ID: IR06-GW01-98B

TOTAL Metals

Lot-Sample #...: H8D180129-001

Matrix.....: WATER

Date Sampled...: 04/16/98

Date Received...: 04/18/98

PARAMETER	RESULT	REPORTING LIMIT	UNITS	METHOD	PREPARATION- ANALYSIS DATE	WORK ORDER #
Prep Batch #...: 8121135						
Mercury	ND	0.20	ug/L	ICLP ILM03.0	05/05/98	CGJ2510Q
		Dilution Factor: 1		Analysis Time...: 15:36		
Prep Batch #...: 8124109						
Aluminum	27.6 B	200	ug/L	ICLP ILM03.0	05/04-05/05/98	CGJ25101
		Dilution Factor: 1		Analysis Time...: 21:27		
Arsenic	ND	10.0	ug/L	ICLP ILM03.0	05/04-05/05/98	CGJ2510L
		Dilution Factor: 1		Analysis Time...: 13:31		
Lead	ND	3.0	ug/L	ICLP ILM03.0	05/04-05/05/98	CGJ2510M
		Dilution Factor: 1		Analysis Time...: 13:31		
Antimony	ND	60.0	ug/L	ICLP ILM03.0	05/04-05/05/98	CGJ25102
		Dilution Factor: 1		Analysis Time...: 21:27		
Barium	29.4 B	200	ug/L	ICLP ILM03.0	05/04-05/05/98	CGJ25103
		Dilution Factor: 1		Analysis Time...: 21:27		
Selenium	21.2	5.0	ug/L	ICLP ILM03.0	05/04-05/05/98	CGJ2510N
		Dilution Factor: 1		Analysis Time...: 13:31		
Beryllium	ND	5.0	ug/L	ICLP ILM03.0	05/04-05/05/98	CGJ25104
		Dilution Factor: 1		Analysis Time...: 21:27		
Thallium	ND	10.0	ug/L	ICLP ILM03.0	05/04-05/05/98	CGJ2510P
		Dilution Factor: 1		Analysis Time...: 13:31		
Cadmium	ND	5.0	ug/L	ICLP ILM03.0	05/04-05/05/98	CGJ25105
		Dilution Factor: 1		Analysis Time...: 21:27		
Calcium	60300	5000	ug/L	ICLP ILM03.0	05/04-05/05/98	CGJ25106
		Dilution Factor: 1		Analysis Time...: 21:27		
Chromium	4.6 B	10.0	ug/L	ICLP ILM03.0	05/04-05/05/98	CGJ25107
		Dilution Factor: 1		Analysis Time...: 21:27		
Cobalt	ND	50.0	ug/L	ICLP ILM03.0	05/04-05/05/98	CGJ25108
		Dilution Factor: 1		Analysis Time...: 21:27		
Copper	3.9 B	25.0	ug/L	ICLP ILM03.0	05/04-05/05/98	CGJ25109
		Dilution Factor: 1		Analysis Time...: 21:27		

(Continued on next page)

BAKER ENVIRONMENTAL, INC.

Client Sample ID: IR06-GW01-98B

TOTAL Metals

Lot-Sample #...: H8D180129-001

Matrix.....: WATER

PARAMETER	RESULT	REPORTING		METHOD	PREPARATION-	WORK
		LIMIT	UNITS		ANALYSIS DATE	ORDER #
Iron	75.5 B	100	ug/L	ICLP ILM03.0	05/04-05/05/98	CGJ2510A
		Dilution Factor: 1		Analysis Time...: 21:27		
Magnesium	3960 B	5000	ug/L	ICLP ILM03.0	05/04-05/05/98	CGJ2510C
		Dilution Factor: 1		Analysis Time...: 21:27		
Manganese	ND	15.0	ug/L	ICLP ILM03.0	05/04-05/05/98	CGJ2510D
		Dilution Factor: 1		Analysis Time...: 21:27		
Nickel	ND	40.0	ug/L	ICLP ILM03.0	05/04-05/05/98	CGJ2510E
		Dilution Factor: 1		Analysis Time...: 21:27		
Potassium	4760 B	5000	ug/L	ICLP ILM03.0	05/04-05/05/98	CGJ2510F
		Dilution Factor: 1		Analysis Time...: 21:27		
Silver	ND	10.0	ug/L	ICLP ILM03.0	05/04-05/05/98	CGJ2510G
		Dilution Factor: 1		Analysis Time...: 21:27		
Sodium	6940	5000	ug/L	ICLP ILM03.0	05/04-05/05/98	CGJ2510H
		Dilution Factor: 1		Analysis Time...: 21:27		
Vanadium	18.7 B	50.0	ug/L	ICLP ILM03.0	05/04-05/05/98	CGJ2510J
		Dilution Factor: 1		Analysis Time...: 21:27		
Zinc	18.1 B	20.0	ug/L	ICLP ILM03.0	05/04-05/05/98	CGJ2510K
		Dilution Factor: 1		Analysis Time...: 21:27		

NOTE (S) :

B Estimated result. Result is less than RL.

BAKER ENVIRONMENTAL, INC.

Client Sample ID: IR06-GW01-98B

General Chemistry

Lot-Sample #....: H8D180129-001 Work Order #....: CGJ25
 Date Sampled...: 04/16/98 17:35 Date Received...: 04/18/98

Matrix.....: WATER

<u>PARAMETER</u>	<u>RESULT</u>	<u>RL</u>	<u>UNITS</u>	<u>METHOD</u>	<u>PREPARATION- ANALYSIS DATE</u>	<u>PREP BATCH #</u>
Total Dissolved Solids	200	10	mg/L	MCAWW 160.1	04/22-04/23/98	8112253
		Dilution Factor: 1				
Total Suspended Solids	ND	4.0	mg/L	MCAWW 160.2	04/23/98	8113207
		Dilution Factor: 1				

BAKER ENVIRONMENTAL, INC.

Lab Name:QUANTERRA

SDG Number:

Matrix: (soil/water) WATER

Lab Sample ID:H8D170170 001

Method: SW846 8260A

Volatile Organics, GC/MS (8260A)

Sample WT/Vol: 5 / mL

Date Received: 04/17/98

Work Order: CGHMT101

Date Extracted:04/25/98

Dilution factor: 500

Date Analyzed: 04/25/98

Moisture %:NA

QC Batch: 8115106

Client Sample Id: IR06-GW01D-98B

CAS NO.	COMPOUND	CONCENTRATION UNITS:	
		(ug/L or ug/kg)	ug/L Q
74-87-3	Chloromethane	5000	U
74-83-9	Bromomethane	5000	U
75-01-4	Vinyl chloride	5000	U
75-00-3	Chloroethane	5000	U
75-09-2	Methylene chloride	2500	U
67-64-1	Acetone	10000	U
75-15-0	Carbon disulfide	2500	U
75-35-4	1,1-Dichloroethene	2500	U
75-34-3	1,1-Dichloroethane	2500	U
540-59-0	1,2-Dichloroethene (total)	30000	
67-66-3	Chloroform	2500	U
107-06-2	1,2-Dichloroethane	2500	U
78-93-3	2-Butanone	10000	U
71-55-6	1,1,1-Trichloroethane	2500	U
56-23-5	Carbon tetrachloride	2500	U
75-27-4	Bromodichloromethane	2500	U
78-87-5	1,2-Dichloropropane	2500	U
10061-01-5	cis-1,3-Dichloropropene	2500	U
79-01-6	Trichloroethene	130000	E
124-48-1	Dibromochloromethane	2500	U
79-00-5	1,1,2-Trichloroethane	2500	U
71-43-2	Benzene	2500	U
10061-02-6	trans-1,3-Dichloropropene	2500	U
75-25-2	Bromoform	2500	U
108-10-1	4-Methyl-2-pentanone	10000	U
591-78-6	2-Hexanone	10000	U
127-18-4	Tetrachloroethene	1300	J
79-34-5	1,1,2,2-Tetrachloroethane	2500	U

BAKER ENVIRONMENTAL, INC.

Lab Name:QUANTERRA

SDG Number:

Matrix: (soil/water) WATER

Lab Sample ID:H8D170170 001

Method: SW846 8260A

Volatile Organics, GC/MS (8260A)

Sample WT/Vol: 5 / mL

Date Received: 04/17/98

Work Order: CGHMT101

Date Extracted:04/25/98

Dilution factor: 500

Date Analyzed: 04/25/98

Moisture %:NA

QC Batch: 8115106

Client Sample Id: IR06-GW01D-98B

CAS NO.	COMPOUND	CONCENTRATION UNITS:	
		(ug/L or ug/kg)	ug/L Q
108-88-3	Toluene	2500	U
108-90-7	Chlorobenzene	2500	U
100-41-4	Ethylbenzene	2500	U
100-42-5	Styrene	2500	U
1330-20-7	Xylenes (total)	2500	U

BAKER ENVIRONMENTAL, INC.

Lab Name:QUANTERRA

SDG Number:

Matrix: (soil/water) WATER

Lab Sample ID:H8D170170 001

Method: SW846 8260A

Volatile Organics, GC/MS (8260A)

Sample WT/Vol: 5 / mL

Date Received: 04/17/98

Work Order: CGHMT201

Date Extracted:04/27/98

Dilution factor: 1000

Date Analyzed: 04/27/98

Moisture %:NA

QC Batch: 8115124

Client Sample Id: IR06-GW01D-98B -RE 1

CAS NO.	COMPOUND	CONCENTRATION UNITS:	
		(ug/L or ug/kg)	ug/L Q
79-01-6	Trichloroethene	110000	D

BAKER ENVIRONMENTAL, INC.

Client Sample ID: IR06-GW01D-98B

TOTAL Metals

Lot-Sample #...: H8D180129-002

Matrix.....: WATER

Date Sampled...: 04/16/98

Date Received...: 04/18/98

PARAMETER	RESULT	REPORTING		METHOD	PREPARATION- ANALYSIS DATE	WORK ORDER #
		LIMIT	UNITS			
Prep Batch #...: 8121135						
Mercury	0.14 B	0.20	ug/L	ICLP ILM03.0	05/05/98	CGJ2610Q
		Dilution Factor: 1		Analysis Time...: 15:38		
Prep Batch #...: 8124109						
Aluminum	21.6 B	200	ug/L	ICLP ILM03.0	05/04-05/05/98	CGJ26101
		Dilution Factor: 1		Analysis Time...: 21:32		
Arsenic	ND	10.0	ug/L	ICLP ILM03.0	05/04-05/05/98	CGJ2610L
		Dilution Factor: 1		Analysis Time...: 13:37		
Lead	ND	3.0	ug/L	ICLP ILM03.0	05/04-05/05/98	CGJ2610M
		Dilution Factor: 1		Analysis Time...: 13:37		
Antimony	ND	60.0	ug/L	ICLP ILM03.0	05/04-05/05/98	CGJ26102
		Dilution Factor: 1		Analysis Time...: 21:32		
Barium	28.0 B	200	ug/L	ICLP ILM03.0	05/04-05/05/98	CGJ26103
		Dilution Factor: 1		Analysis Time...: 21:32		
Selenium	ND	5.0	ug/L	ICLP ILM03.0	05/04-05/05/98	CGJ2610N
		Dilution Factor: 1		Analysis Time...: 13:37		
Beryllium	ND	5.0	ug/L	ICLP ILM03.0	05/04-05/05/98	CGJ26104
		Dilution Factor: 1		Analysis Time...: 21:32		
Thallium	ND	10.0	ug/L	ICLP ILM03.0	05/04-05/05/98	CGJ2610P
		Dilution Factor: 1		Analysis Time...: 13:37		
Cadmium	ND	5.0	ug/L	ICLP ILM03.0	05/04-05/05/98	CGJ26105
		Dilution Factor: 1		Analysis Time...: 21:32		
Calcium	131000	5000	ug/L	ICLP ILM03.0	05/04-05/05/98	CGJ26106
		Dilution Factor: 1		Analysis Time...: 21:32		
Chromium	7.2 B	10.0	ug/L	ICLP ILM03.0	05/04-05/05/98	CGJ26107
		Dilution Factor: 1		Analysis Time...: 21:32		
Cobalt	ND	50.0	ug/L	ICLP ILM03.0	05/04-05/05/98	CGJ26108
		Dilution Factor: 1		Analysis Time...: 21:32		
Copper	18.2 B	25.0	ug/L	ICLP ILM03.0	05/04-05/05/98	CGJ26109
		Dilution Factor: 1		Analysis Time...: 21:32		

(Continued on next page)

BAKER ENVIRONMENTAL, INC.

Client Sample ID: IR06-GW01D-98B

TOTAL Metals

Lot-Sample #...: H8D180129-002

Matrix.....: WATER

PARAMETER	RESULT	REPORTING		METHOD	PREPARATION-	WORK
		LIMIT	UNITS		ANALYSIS DATE	ORDER #
Iron	997	100	ug/L	ICLP ILM03.0	05/04-05/05/98	CGJ2610A
		Dilution Factor: 1		Analysis Time...: 21:32		
Magnesium	3150 B	5000	ug/L	ICLP ILM03.0	05/04-05/05/98	CGJ2610C
		Dilution Factor: 1		Analysis Time...: 21:32		
Manganese	36.4	15.0	ug/L	ICLP ILM03.0	05/04-05/05/98	CGJ2610D
		Dilution Factor: 1		Analysis Time...: 21:32		
Nickel	ND	40.0	ug/L	ICLP ILM03.0	05/04-05/05/98	CGJ2610E
		Dilution Factor: 1		Analysis Time...: 21:32		
Potassium	1790 B	5000	ug/L	ICLP ILM03.0	05/04-05/05/98	CGJ2610F
		Dilution Factor: 1		Analysis Time...: 21:32		
Silver	ND	10.0	ug/L	ICLP ILM03.0	05/04-05/05/98	CGJ2610G
		Dilution Factor: 1		Analysis Time...: 21:32		
Sodium	5930	5000	ug/L	ICLP ILM03.0	05/04-05/05/98	CGJ2610H
		Dilution Factor: 1		Analysis Time...: 21:32		
Vanadium	25.7 B	50.0	ug/L	ICLP ILM03.0	05/04-05/05/98	CGJ2610J
		Dilution Factor: 1		Analysis Time...: 21:32		
Zinc	13.3 B	20.0	ug/L	ICLP ILM03.0	05/04-05/05/98	CGJ2610K
		Dilution Factor: 1		Analysis Time...: 21:32		

NOTE(S) :

B Estimated result. Result is less than RL.

BAKER ENVIRONMENTAL, INC.

Client Sample ID: IR06-GW01D-98B

General Chemistry

Lot-Sample #....: H8D180129-002 Work Order #....: CGJ26 Matrix.....: WATER
 Date Sampled....: 04/16/98 14:15 Date Received...: 04/18/98

<u>PARAMETER</u>	<u>RESULT</u>	<u>RL</u>	<u>UNITS</u>	<u>METHOD</u>	<u>PREPARATION- ANALYSIS DATE</u>	<u>PREP BATCH #</u>
Total Dissolved Solids	400	10	mg/L	MCAWW 160.1	04/22-04/23/98	8112253
	Dilution Factor: 1					
Total Suspended Solids	ND	4.0	mg/L	MCAWW 160.2	04/23/98	8113207
	Dilution Factor: 1					

BAKER ENVIRONMENTAL, INC.

Lab Name:QUANTERRA

SDG Number:

Matrix: (soil/water) WATER

Lab Sample ID:H8D180129 003

Method: SW846 8260A

Volatile Organics, GC/MS (8260A)

Sample WT/Vol: 5 / mL

Date Received: 04/18/98

Work Order: CGJ2710R

Date Extracted:04/25/98

Dilution factor: 1

Date Analyzed: 04/25/98

Moisture %:NA

QC Batch: 8115106

Client Sample Id: IR06-GW01DA-98B

CONCENTRATION UNITS:

CAS NO.	COMPOUND	(ug/L or ug/kg)	ug/L	Q
74-87-3	Chloromethane	10		U
74-83-9	Bromomethane	10		U
75-01-4	Vinyl chloride	10		U
75-00-3	Chloroethane	10		U
75-09-2	Methylene chloride	5.0		U
67-64-1	Acetone	20		U
75-15-0	Carbon disulfide	5.0		U
75-35-4	1,1-Dichloroethene	5.0		U
75-34-3	1,1-Dichloroethane	5.0		U
540-59-0	1,2-Dichloroethene (total)	2.3		J
67-66-3	Chloroform	5.0		U
107-06-2	1,2-Dichloroethane	5.0		U
78-93-3	2-Butanone	20		U
71-55-6	1,1,1-Trichloroethane	5.0		U
56-23-5	Carbon tetrachloride	5.0		U
75-27-4	Bromodichloromethane	5.0		U
78-87-5	1,2-Dichloropropane	5.0		U
10061-01-5	cis-1,3-Dichloropropene	5.0		U
79-01-6	Trichloroethene	13		
124-48-1	Dibromochloromethane	5.0		U
79-00-5	1,1,2-Trichloroethane	5.0		U
71-43-2	Benzene	5.0		U
10061-02-6	trans-1,3-Dichloropropene	5.0		U
75-25-2	Bromoform	5.0		U
108-10-1	4-Methyl-2-pentanone	20		U
591-78-6	2-Hexanone	20		U
127-18-4	Tetrachloroethene	5.0		U
79-34-5	1,1,2,2-Tetrachloroethane	5.0		U

BAKER ENVIRONMENTAL, INC.

Lab Name:QUANTERRA

SDG Number:

Matrix: (soil/water) WATER

Lab Sample ID:H8D180129 003

Method: SW846 8260A

Volatile Organics, GC/MS (8260A)

Sample WT/Vol: 5 / mL

Date Received: 04/18/98

Work Order: CGJ2710R

Date Extracted:04/25/98

Dilution factor: 1

Date Analyzed: 04/25/98

Moisture %:NA

QC Batch: 8115106

Client Sample Id: IR06-GW01DA-98B

CAS NO.	COMPOUND	CONCENTRATION UNITS:		Q
		(ug/L or ug/kg)	ug/L	
108-88-3	Toluene	5.0		U
108-90-7	Chlorobenzene	5.0		U
100-41-4	Ethylbenzene	5.0		U
100-42-5	Styrene	5.0		U
1330-20-7	Xylenes (total)	5.0		U

BAKER ENVIRONMENTAL, INC.

Client Sample ID: IR06-GW01DA-98B

TOTAL Metals

Lot-Sample #....: H8D180129-003

Date Sampled....: 04/16/98

Date Received...: 04/18/98

Matrix.....: WATER

PARAMETER	RESULT	REPORTING LIMIT	UNITS	METHOD	PREPARATION- ANALYSIS DATE	WORK ORDER #
Prep Batch #....: 8121135						
Mercury	ND	0.20	ug/L	ICLP ILM03.0	05/05/98	CGJ2710Q
		Dilution Factor: 1		Analysis Time...: 15:40		
Prep Batch #....: 8124109						
Aluminum	ND	200	ug/L	ICLP ILM03.0	05/04-05/05/98	CGJ27101
		Dilution Factor: 1		Analysis Time...: 22:02		
Arsenic	ND	10.0	ug/L	ICLP ILM03.0	05/04-05/05/98	CGJ2710L
		Dilution Factor: 1		Analysis Time...: 13:42		
Lead	ND	3.0	ug/L	ICLP ILM03.0	05/04-05/05/98	CGJ2710M
		Dilution Factor: 1		Analysis Time...: 13:42		
Antimony	ND	60.0	ug/L	ICLP ILM03.0	05/04-05/05/98	CGJ27102
		Dilution Factor: 1		Analysis Time...: 22:02		
Barium	2.7 B	200	ug/L	ICLP ILM03.0	05/04-05/05/98	CGJ27103
		Dilution Factor: 1		Analysis Time...: 22:02		
Selenium	ND	5.0	ug/L	ICLP ILM03.0	05/04-05/05/98	CGJ2710N
		Dilution Factor: 1		Analysis Time...: 13:42		
Beryllium	ND	5.0	ug/L	ICLP ILM03.0	05/04-05/05/98	CGJ27104
		Dilution Factor: 1		Analysis Time...: 22:02		
Thallium	ND	10.0	ug/L	ICLP ILM03.0	05/04-05/05/98	CGJ2710P
		Dilution Factor: 1		Analysis Time...: 13:42		
Cadmium	ND	5.0	ug/L	ICLP ILM03.0	05/04-05/05/98	CGJ27105
		Dilution Factor: 1		Analysis Time...: 22:02		
Calcium	38200	5000	ug/L	ICLP ILM03.0	05/04-05/05/98	CGJ27106
		Dilution Factor: 1		Analysis Time...: 22:02		
Chromium	4.1 B	10.0	ug/L	ICLP ILM03.0	05/04-05/05/98	CGJ27107
		Dilution Factor: 1		Analysis Time...: 22:02		
Cobalt	ND	50.0	ug/L	ICLP ILM03.0	05/04-05/05/98	CGJ27108
		Dilution Factor: 1		Analysis Time...: 22:02		
Copper	2.7 B	25.0	ug/L	ICLP ILM03.0	05/04-05/05/98	CGJ27109
		Dilution Factor: 1		Analysis Time...: 22:02		

(Continued on next page)

BAKER ENVIRONMENTAL, INC.

Client Sample ID: IR06-GW01DA-98B

TOTAL Metals

Lot-Sample #...: H8D180129-003

Matrix.....: WATER

PARAMETER	RESULT	REPORTING		METHOD	PREPARATION-	WORK
		LIMIT	UNITS		ANALYSIS DATE	ORDER #
Iron	63.5 B	100	ug/L	ICLP ILM03.0	05/04-05/05/98	CGJ2710A
		Dilution Factor: 1		Analysis Time...: 22:02		
Magnesium	3510 B	5000	ug/L	ICLP ILM03.0	05/04-05/05/98	CGJ2710C
		Dilution Factor: 1		Analysis Time...: 22:02		
Manganese	15.2	15.0	ug/L	ICLP ILM03.0	05/04-05/05/98	CGJ2710D
		Dilution Factor: 1		Analysis Time...: 22:02		
Nickel	ND	40.0	ug/L	ICLP ILM03.0	05/04-05/05/98	CGJ2710E
		Dilution Factor: 1		Analysis Time...: 22:02		
Potassium	10300	5000	ug/L	ICLP ILM03.0	05/04-05/05/98	CGJ2710F
		Dilution Factor: 1		Analysis Time...: 22:02		
Silver	ND	10.0	ug/L	ICLP ILM03.0	05/04-05/05/98	CGJ2710G
		Dilution Factor: 1		Analysis Time...: 22:02		
Sodium	26000	5000	ug/L	ICLP ILM03.0	05/04-05/05/98	CGJ2710H
		Dilution Factor: 1		Analysis Time...: 22:02		
Vanadium	14.2 B	50.0	ug/L	ICLP ILM03.0	05/04-05/05/98	CGJ2710J
		Dilution Factor: 1		Analysis Time...: 22:02		
Zinc	14.1 B	20.0	ug/L	ICLP ILM03.0	05/04-05/05/98	CGJ2710K
		Dilution Factor: 1		Analysis Time...: 22:02		

NOTE(S) :

B Estimated result. Result is less than RL.

BAKER ENVIRONMENTAL, INC.

Client Sample ID: IR06-GW01DA-98B

General Chemistry

Lot-Sample #....: H8D180129-003 Work Order #....: CGJ27 Matrix.....: WATER
 Date Sampled....: 04/16/98 17:15 Date Received...: 04/18/98

<u>PARAMETER</u>	<u>RESULT</u>	<u>RL</u>	<u>UNITS</u>	<u>METHOD</u>	<u>PREPARATION- ANALYSIS DATE</u>	<u>PREP BATCH #</u>
Total Dissolved Solids	190	10	mg/L	MCAWW 160.1	04/22-04/23/98	8112253
	Dilution Factor: 1					
Total Suspended Solids	ND	4.0	mg/L	MCAWW 160.2	04/23/98	8113207
	Dilution Factor: 1					

BAKER ENVIRONMENTAL, INC.

Lab Name:QUANTERRA

SDG Number:

Matrix: (soil/water) WATER

Lab Sample ID:H8D180129 004

Method: SW846 8260A

Volatile Organics, GC/MS (8260A)

Sample WT/Vol: 5 / mL

Date Received: 04/18/98

Work Order: CGJ2910R

Date Extracted:04/25/98

Dilution factor: 1

Date Analyzed: 04/25/98

Moisture %:NA

QC Batch: 8115106

Client Sample Id: IR06-GW01DB-98B

CAS NO.	COMPOUND	CONCENTRATION UNITS:	
		(ug/L or ug/kg)	ug/L Q
74-87-3	Chloromethane	10	U
74-83-9	Bromomethane	10	U
75-01-4	Vinyl chloride	10	U
75-00-3	Chloroethane	10	U
75-09-2	Methylene chloride	5.0	U
67-64-1	Acetone	20	U
75-15-0	Carbon disulfide	5.0	U
75-35-4	1,1-Dichloroethene	5.0	U
75-34-3	1,1-Dichloroethane	5.0	U
540-59-0	1,2-Dichloroethene (total)	5.0	U
67-66-3	Chloroform	5.0	U
107-06-2	1,2-Dichloroethane	5.0	U
78-93-3	2-Butanone	20	U
71-55-6	1,1,1-Trichloroethane	5.0	U
56-23-5	Carbon tetrachloride	5.0	U
75-27-4	Bromodichloromethane	5.0	U
78-87-5	1,2-Dichloropropane	5.0	U
10061-01-5	cis-1,3-Dichloropropene	5.0	U
79-01-6	Trichloroethene	7.5	
124-48-1	Dibromochloromethane	5.0	U
79-00-5	1,1,2-Trichloroethane	5.0	U
71-43-2	Benzene	5.0	U
10061-02-6	trans-1,3-Dichloropropene	5.0	U
75-25-2	Bromoform	5.0	U
108-10-1	4-Methyl-2-pentanone	20	U
591-78-6	2-Hexanone	20	U
127-18-4	Tetrachloroethene	5.0	U
79-34-5	1,1,2,2-Tetrachloroethane	5.0	U

BAKER ENVIRONMENTAL, INC.

Lab Name:QUANTERRA

SDG Number:

Matrix: (soil/water) WATER

Lab Sample ID:H8D180129 004

Method: SW846 8260A

Volatile Organics, GC/MS (8260A)

Sample WT/Vol: 5 / mL

Date Received: 04/18/98

Work Order: CGJ2910R

Date Extracted:04/25/98

Dilution factor: 1

Date Analyzed: 04/25/98

Moisture %:NA

QC Batch: 8115106

Client Sample Id: IR06-GW01DB-98B

CAS NO.	COMPOUND	CONCENTRATION UNITS:	
		(ug/L or ug/kg)	ug/L Q
108-88-3	Toluene	5.0	U
108-90-7	Chlorobenzene	5.0	U
100-41-4	Ethylbenzene	5.0	U
100-42-5	Styrene	5.0	U
1330-20-7	Xylenes (total)	5.0	U

BAKER ENVIRONMENTAL, INC.

Client Sample ID: IR06-GW01DB-98B

TOTAL Metals

Lot-Sample #...: H8D180129-004

Matrix.....: WATER

Date Sampled...: 04/17/98

Date Received...: 04/18/98

PARAMETER	RESULT	REPORTING		METHOD	PREPARATION- ANALYSIS DATE	WORK ORDER #
		LIMIT	UNITS			
Prep Batch #...: 8121135						
Mercury	ND	0.20	ug/L	ICLP ILM03.0	05/05/98	CGJ2910Q
		Dilution Factor: 1		Analysis Time...: 15:43		
Prep Batch #...: 8124109						
Aluminum	87.0 B	200	ug/L	ICLP ILM03.0	05/04-05/05/98	CGJ29101
		Dilution Factor: 1		Analysis Time...: 22:07		
Arsenic	ND	10.0	ug/L	ICLP ILM03.0	05/04-05/05/98	CGJ2910L
		Dilution Factor: 1		Analysis Time...: 13:48		
Lead	ND	3.0	ug/L	ICLP ILM03.0	05/04-05/05/98	CGJ2910M
		Dilution Factor: 1		Analysis Time...: 13:48		
Antimony	ND	60.0	ug/L	ICLP ILM03.0	05/04-05/05/98	CGJ29102
		Dilution Factor: 1		Analysis Time...: 22:07		
Barium	ND	200	ug/L	ICLP ILM03.0	05/04-05/05/98	CGJ29103
		Dilution Factor: 1		Analysis Time...: 22:07		
Selenium	ND	5.0	ug/L	ICLP ILM03.0	05/04-05/05/98	CGJ2910N
		Dilution Factor: 1		Analysis Time...: 13:48		
Beryllium	ND	5.0	ug/L	ICLP ILM03.0	05/04-05/05/98	CGJ29104
		Dilution Factor: 1		Analysis Time...: 22:07		
Thallium	ND	10.0	ug/L	ICLP ILM03.0	05/04-05/05/98	CGJ2910P
		Dilution Factor: 1		Analysis Time...: 13:48		
Cadmium	ND	5.0	ug/L	ICLP ILM03.0	05/04-05/05/98	CGJ29105
		Dilution Factor: 1		Analysis Time...: 22:07		
Calcium	4430 B	5000	ug/L	ICLP ILM03.0	05/04-05/05/98	CGJ29106
		Dilution Factor: 1		Analysis Time...: 22:07		
Chromium	ND	10.0	ug/L	ICLP ILM03.0	05/04-05/05/98	CGJ29107
		Dilution Factor: 1		Analysis Time...: 22:07		
Cobalt	ND	50.0	ug/L	ICLP ILM03.0	05/04-05/05/98	CGJ29108
		Dilution Factor: 1		Analysis Time...: 22:07		
Copper	3.0 B	25.0	ug/L	ICLP ILM03.0	05/04-05/05/98	CGJ29109
		Dilution Factor: 1		Analysis Time...: 22:07		

(Continued on next page)

BAKER ENVIRONMENTAL, INC.

Client Sample ID: IR06-GW01DB-98B

TOTAL Metals

Lot-Sample #...: H8D180129-004

Matrix.....: WATER

PARAMETER	RESULT	REPORTING		METHOD	PREPARATION-	WORK
		LIMIT	UNITS		ANALYSIS DATE	ORDER #
Iron	61.3 B	100	ug/L	ICLP ILM03.0	05/04-05/05/98	CGJ2910A
		Dilution Factor: 1		Analysis Time...: 22:07		
Magnesium	2650 B	5000	ug/L	ICLP ILM03.0	05/04-05/05/98	CGJ2910C
		Dilution Factor: 1		Analysis Time...: 22:07		
Manganese	ND	15.0	ug/L	ICLP ILM03.0	05/04-05/05/98	CGJ2910D
		Dilution Factor: 1		Analysis Time...: 22:07		
Nickel	ND	40.0	ug/L	ICLP ILM03.0	05/04-05/05/98	CGJ2910E
		Dilution Factor: 1		Analysis Time...: 22:07		
Potassium	13400	5000	ug/L	ICLP ILM03.0	05/04-05/05/98	CGJ2910F
		Dilution Factor: 1		Analysis Time...: 22:07		
Silver	ND	10.0	ug/L	ICLP ILM03.0	05/04-05/05/98	CGJ2910G
		Dilution Factor: 1		Analysis Time...: 22:07		
Sodium	283000	5000	ug/L	ICLP ILM03.0	05/04-05/05/98	CGJ2
		Dilution Factor: 1		Analysis Time...: 22:07		
Vanadium	ND	50.0	ug/L	ICLP ILM03.0	05/04-05/05/98	CGJ2910J
		Dilution Factor: 1		Analysis Time...: 22:07		
Zinc	78.2	20.0	ug/L	ICLP ILM03.0	05/04-05/05/98	CGJ2910K
		Dilution Factor: 1		Analysis Time...: 22:07		

NOTE(S):

B Estimated result. Result is less than RL.

BAKER ENVIRONMENTAL, INC.

Client Sample ID: IR06-GW01DB-98B

General Chemistry

Lot-Sample #....: H8D180129-004 Work Order #....: CGJ29 Matrix.....: WATER
 Date Sampled....: 04/17/98 09:15 Date Received...: 04/18/98

<u>PARAMETER</u>	<u>RESULT</u>	<u>RL</u>	<u>UNITS</u>	<u>METHOD</u>	<u>PREPARATION- ANALYSIS DATE</u>	<u>PREP BATCH #</u>
Total Dissolved Solids	700	10	mg/L	MCAWW 160.1	04/22-04/23/98	8112253
	Dilution Factor: 1					
Total Suspended Solids	ND	4.0	mg/L	MCAWW 160.2	04/23/98	8113207
	Dilution Factor: 1					

BAKER ENVIRONMENTAL, INC.

Lab Name:QUANTERRA

SDG Number:

Matrix: (soil/water) WATER

Lab Sample ID:H8D210145 005

Method: SW846 8260A

Volatile Organics, GC/MS (8260A)

Sample WT/Vol: 5 / mL

Date Received: 04/21/98

Work Order: CGKKE10R

Date Extracted:04/27/98

Dilution factor: 1

Date Analyzed: 04/27/98

Moisture %:NA

QC Batch: 8117139

Client Sample Id: IR06-GW02DW-98B

CAS NO.	COMPOUND	CONCENTRATION UNITS:	
		(ug/L or ug/kg)	ug/L
74-87-3	Chloromethane	10	U
74-83-9	Bromomethane	10	U
75-01-4	Vinyl chloride	10	U
75-00-3	Chloroethane	10	U
75-09-2	Methylene chloride	5.0	U
67-64-1	Acetone	20	U
75-15-0	Carbon disulfide	5.0	U
75-35-4	1,1-Dichloroethene	5.0	U
75-34-3	1,1-Dichloroethane	5.0	U
540-59-0	1,2-Dichloroethene (total)	5.0	U
67-66-3	Chloroform	5.0	U
107-06-2	1,2-Dichloroethane	5.0	U
78-93-3	2-Butanone	20	U
71-55-6	1,1,1-Trichloroethane	5.0	U
56-23-5	Carbon tetrachloride	5.0	U
75-27-4	Bromodichloromethane	5.0	U
78-87-5	1,2-Dichloropropane	5.0	U
10061-01-5	cis-1,3-Dichloropropene	5.0	U
79-01-6	Trichloroethene	5.0	U
124-48-1	Dibromochloromethane	5.0	U
79-00-5	1,1,2-Trichloroethane	5.0	U
71-43-2	Benzene	5.0	U
10061-02-6	trans-1,3-Dichloropropene	5.0	U
75-25-2	Bromoform	5.0	U
108-10-1	4-Methyl-2-pentanone	20	U
591-78-6	2-Hexanone	20	U
127-18-4	Tetrachloroethene	5.0	U
79-34-5	1,1,2,2-Tetrachloroethane	5.0	U

BAKER ENVIRONMENTAL, INC.

Lab Name:QUANTERRA

SDG Number:

Matrix: (soil/water) WATER

Lab Sample ID:H8D210145 005

Method: SW846 8260A

Volatile Organics, GC/MS (8260A)

Sample WT/Vol: 5 / mL

Date Received: 04/21/98

Work Order: CGKKE10R

Date Extracted:04/27/98

Dilution factor: 1

Date Analyzed: 04/27/98

Moisture %:NA

QC Batch: 8117139

Client Sample Id: IR06-GW02DW-98B

CAS NO.	COMPOUND	CONCENTRATION UNITS:		Q
		(ug/L or ug/kg)	ug/L	
108-88-3	Toluene	5.0		U
108-90-7	Chlorobenzene	5.0		U
100-41-4	Ethylbenzene	5.0		U
100-42-5	Styrene	5.0		U
1330-20-7	Xylenes (total)	5.0		U

BAKER ENVIRONMENTAL, INC.

Client Sample ID: IR06-GW02DW-98B

TOTAL Metals

Lot-Sample #....: H8D210145-005

Matrix.....: WATER

Date Sampled....: 04/18/98

Date Received...: 04/21/98

PARAMETER	RESULT	REPORTING			METHOD	PREPARATION-	WORK
		LIMIT	UNITS			ANALYSIS DATE	ORDER #
Prep Batch #....: 8125153							
Mercury	ND	0.20	ug/L		ICLP ILM03.0	05/05-05/06/98	CGKKE10Q
		Dilution Factor: 1			Analysis Time...: 09:52		
Prep Batch #....: 8126120							
Aluminum	58.3 B	200	ug/L		ICLP ILM03.0	05/06-05/13/98	CGKKE101
		Dilution Factor: 1			Analysis Time...: 16:33		
Arsenic	ND	10.0	ug/L		ICLP ILM03.0	05/06-05/16/98	CGKKE10L
		Dilution Factor: 1			Analysis Time...: 18:54		
Lead	ND	3.0	ug/L		ICLP ILM03.0	05/06-05/16/98	CGKKE10M
		Dilution Factor: 1			Analysis Time...: 18:54		
Antimony	ND	60.0	ug/L		ICLP ILM03.0	05/06-05/13/98	CGKKE102
		Dilution Factor: 1			Analysis Time...: 16:33		
Barium	5.9 B	200	ug/L		ICLP ILM03.0	05/06-05/13/98	CGKKE103
		Dilution Factor: 1			Analysis Time...: 16:33		
Selenium	ND	5.0	ug/L		ICLP ILM03.0	05/06-05/16/98	CGKKE10N
		Dilution Factor: 1			Analysis Time...: 18:54		
Beryllium	ND	5.0	ug/L		ICLP ILM03.0	05/06-05/13/98	CGKKE104
		Dilution Factor: 1			Analysis Time...: 16:33		
Thallium	ND	10.0	ug/L		ICLP ILM03.0	05/06-05/16/98	CGKKE10P
		Dilution Factor: 1			Analysis Time...: 18:54		
Cadmium	ND	5.0	ug/L		ICLP ILM03.0	05/06-05/13/98	CGKKE105
		Dilution Factor: 1			Analysis Time...: 16:33		
Calcium	61200	5000	ug/L		ICLP ILM03.0	05/06-05/13/98	CGKKE106
		Dilution Factor: 1			Analysis Time...: 16:33		
Chromium	ND	10.0	ug/L		ICLP ILM03.0	05/06-05/13/98	CGKKE107
		Dilution Factor: 1			Analysis Time...: 16:33		
Cobalt	ND	50.0	ug/L		ICLP ILM03.0	05/06-05/13/98	CGKKE108
		Dilution Factor: 1			Analysis Time...: 16:33		
Copper	2.7 B	25.0	ug/L		ICLP ILM03.0	05/06-05/13/98	CGKKE109
		Dilution Factor: 1			Analysis Time...: 16:33		

(Continued on next page)

BAKER ENVIRONMENTAL, INC.

Client Sample ID: IR06-GW02DW-98B

TOTAL Metals

Lot-Sample #...: H8D210145-005

Matrix.....: WATER

PARAMETER	RESULT	REPORTING		METHOD	PREPARATION-	WORK
		LIMIT	UNITS		ANALYSIS DATE	ORDER #
Iron	412	100	ug/L	ICLP ILM03.0	05/06-05/13/98	CGKKE10A
		Dilution Factor: 1		Analysis Time...: 16:33		
Magnesium	1390 B	5000	ug/L	ICLP ILM03.0	05/06-05/13/98	CGKKE10C
		Dilution Factor: 1		Analysis Time...: 16:33		
Manganese	7.1 B	15.0	ug/L	ICLP ILM03.0	05/06-05/13/98	CGKKE10D
		Dilution Factor: 1		Analysis Time...: 16:33		
Nickel	ND	40.0	ug/L	ICLP ILM03.0	05/06-05/13/98	CGKKE10E
		Dilution Factor: 1		Analysis Time...: 16:33		
Potassium	791 B	5000	ug/L	ICLP ILM03.0	05/06-05/13/98	CGKKE10F
		Dilution Factor: 1		Analysis Time...: 16:33		
Silver	ND	10.0	ug/L	ICLP ILM03.0	05/06-05/13/98	CGKKE10G
		Dilution Factor: 1		Analysis Time...: 16:33		
Sodium	3950 B	5000	ug/L	ICLP ILM03.0	05/06-05/13/98	CGKKE10H
		Dilution Factor: 1		Analysis Time...: 16:33		
Vanadium	9.8 B	50.0	ug/L	ICLP ILM03.0	05/06-05/13/98	CGKKE10J
		Dilution Factor: 1		Analysis Time...: 16:33		
Zinc	3.1 B	20.0	ug/L	ICLP ILM03.0	05/06-05/13/98	CGKKE10K
		Dilution Factor: 1		Analysis Time...: 16:33		

NOTE(S) :

B Estimated result. Result is less than RL.

BAKER ENVIRONMENTAL, INC.

Client Sample ID: IR06-GW02DW-98B

General Chemistry

Lot-Sample #....: H8D210145-005 Work Order #....: CGKKE Matrix.....: WATER
Date Sampled....: 04/18/98 15:30 Date Received...: 04/21/98

<u>PARAMETER</u>	<u>RESULT</u>	<u>RL</u>	<u>UNITS</u>	<u>METHOD</u>	<u>PREPARATION- ANALYSIS DATE</u>	<u>PREP BATCH #</u>
Total Dissolved Solids	170	10	mg/L	MCAWW 160.1	04/23-04/24/98	8113202
				Dilution Factor: 1		
Total Suspended Solids	ND	4.0	mg/L	MCAWW 160.2	04/23/98	8113204
				Dilution Factor: 1		

BAKER ENVIRONMENTAL, INC.

Lab Name:QUANTERRA

SDG Number:

Matrix: (soil/water) WATER

Lab Sample ID:H8D180129 005

Method: SW846 8260A

Volatile Organics, GC/MS (8260A)

Sample WT/Vol: 5 / mL

Date Received: 04/18/98

Work Order: CGJ2A10R

Date Extracted:04/25/98

Dilution factor: 1

Date Analyzed: 04/25/98

Moisture %:NA

QC Batch: 8115106

Client Sample Id: IR06-GW03-98B

CAS NO.	COMPOUND	CONCENTRATION UNITS:		Q
		(ug/L or ug/kg)	ug/L	
74-87-3	Chloromethane	10		U
74-83-9	Bromomethane	10		U
75-01-4	Vinyl chloride	10		U
75-00-3	Chloroethane	10		U
75-09-2	Methylene chloride	5.0		U
67-64-1	Acetone	20		U
75-15-0	Carbon disulfide	5.0		U
75-35-4	1,1-Dichloroethene	5.0		U
75-34-3	1,1-Dichloroethane	5.0		U
540-59-0	1,2-Dichloroethene (total)	5.0		U
67-66-3	Chloroform	1.2		J
107-06-2	1,2-Dichloroethane	5.0		U
78-93-3	2-Butanone	20		U
71-55-6	1,1,1-Trichloroethane	5.0		U
56-23-5	Carbon tetrachloride	5.0		U
75-27-4	Bromodichloromethane	5.0		U
78-87-5	1,2-Dichloropropane	5.0		U
10061-01-5	cis-1,3-Dichloropropene	5.0		U
79-01-6	Trichloroethene	0.76		J
124-48-1	Dibromochloromethane	5.0		U
79-00-5	1,1,2-Trichloroethane	5.0		U
71-43-2	Benzene	5.0		U
10061-02-6	trans-1,3-Dichloropropene	5.0		U
75-25-2	Bromoform	5.0		U
108-10-1	4-Methyl-2-pentanone	20		U
591-78-6	2-Hexanone	20		U
127-18-4	Tetrachloroethene	5.0		U
79-34-5	1,1,2,2-Tetrachloroethane	5.0		U

BAKER ENVIRONMENTAL, INC.

Lab Name:QUANTERRA

SDG Number:

Matrix: (soil/water) WATER

Lab Sample ID:H8D180129 005

Method: SW846 8260A

Volatile Organics, GC/MS (8260A)

Sample WT/Vol: 5 / mL

Date Received: 04/18/98

Work Order: CGJ2A10R

Date Extracted:04/25/98

Dilution factor: 1

Date Analyzed: 04/25/98

Moisture %:NA

QC Batch: 8115106

Client Sample Id: IR06-GW03-98B

CAS NO.	COMPOUND	CONCENTRATION UNITS:	
		(ug/L or ug/kg)	ug/L Q
108-88-3	Toluene	5.0	U
108-90-7	Chlorobenzene	5.0	U
100-41-4	Ethylbenzene	5.0	U
100-42-5	Styrene	5.0	U
1330-20-7	Xylenes (total)	5.0	U

BAKER ENVIRONMENTAL, INC.

Client Sample ID: IR06-GW03-98B

TOTAL Metals

Lot-Sample #...: H8D180129-005

Matrix.....: WATER

Date Sampled...: 04/17/98

Date Received...: 04/18/98

PARAMETER	RESULT	REPORTING LIMIT	UNITS	METHOD	PREPARATION- ANALYSIS DATE	WORK ORDER #
Prep Batch #...: 8121135						
Mercury	ND	0.20	ug/L	ICLP ILM03.0	05/05/98	CGJ2A10Q
		Dilution Factor: 1		Analysis Time...: 15:45		
Prep Batch #...: 8124109						
Aluminum	28.5 B	200	ug/L	ICLP ILM03.0	05/04-05/05/98	CGJ2A101
		Dilution Factor: 1		Analysis Time...: 22:12		
Arsenic	ND	10.0	ug/L	ICLP ILM03.0	05/04-05/05/98	CGJ2A10L
		Dilution Factor: 1		Analysis Time...: 13:53		
Lead	1.8 B	3.0	ug/L	ICLP ILM03.0	05/04-05/05/98	CGJ2A10M
		Dilution Factor: 1		Analysis Time...: 13:53		
Antimony	ND	60.0	ug/L	ICLP ILM03.0	05/04-05/05/98	CGJ2A102
		Dilution Factor: 1		Analysis Time...: 22:12		
Barium	37.1 B	200	ug/L	ICLP ILM03.0	05/04-05/05/98	CGJ2A103
		Dilution Factor: 1		Analysis Time...: 22:12		
Selenium	4.9 B	5.0	ug/L	ICLP ILM03.0	05/04-05/05/98	CGJ2A10N
		Dilution Factor: 1		Analysis Time...: 13:53		
Beryllium	ND	5.0	ug/L	ICLP ILM03.0	05/04-05/05/98	CGJ2A104
		Dilution Factor: 1		Analysis Time...: 22:12		
Thallium	ND	10.0	ug/L	ICLP ILM03.0	05/04-05/05/98	CGJ2A10P
		Dilution Factor: 1		Analysis Time...: 13:53		
Cadmium	6.2	5.0	ug/L	ICLP ILM03.0	05/04-05/05/98	CGJ2A105
		Dilution Factor: 1		Analysis Time...: 22:12		
Calcium	39500	5000	ug/L	ICLP ILM03.0	05/04-05/05/98	CGJ2A106
		Dilution Factor: 1		Analysis Time...: 22:12		
Chromium	ND	10.0	ug/L	ICLP ILM03.0	05/04-05/05/98	CGJ2A107
		Dilution Factor: 1		Analysis Time...: 22:12		
Cobalt	ND	50.0	ug/L	ICLP ILM03.0	05/04-05/05/98	CGJ2A108
		Dilution Factor: 1		Analysis Time...: 22:12		
Copper	5.2 B	25.0	ug/L	ICLP ILM03.0	05/04-05/05/98	CGJ2A109
		Dilution Factor: 1		Analysis Time...: 22:12		

(Continued on next page)

BAKER ENVIRONMENTAL, INC.

Client Sample ID: IR06-GW03-98B

TOTAL Metals

Lot-Sample #...: H8D180129-005

Matrix.....: WATER

PARAMETER	RESULT	REPORTING		METHOD	PREPARATION-	WORK
		LIMIT	UNITS		ANALYSIS DATE	ORDER #
Iron	230	100	ug/L	ICLP ILM03.0	05/04-05/05/98	CGJ2A10A
		Dilution Factor: 1		Analysis Time...: 22:12		
Magnesium	1860 B	5000	ug/L	ICLP ILM03.0	05/04-05/05/98	CGJ2A10C
		Dilution Factor: 1		Analysis Time...: 22:12		
Manganese	7.1 B	15.0	ug/L	ICLP ILM03.0	05/04-05/05/98	CGJ2A10D
		Dilution Factor: 1		Analysis Time...: 22:12		
Nickel	ND	40.0	ug/L	ICLP ILM03.0	05/04-05/05/98	CGJ2A10E
		Dilution Factor: 1		Analysis Time...: 22:12		
Potassium	2490 B	5000	ug/L	ICLP ILM03.0	05/04-05/05/98	CGJ2A10F
		Dilution Factor: 1		Analysis Time...: 22:12		
Silver	ND	10.0	ug/L	ICLP ILM03.0	05/04-05/05/98	CGJ2A10G
		Dilution Factor: 1		Analysis Time...: 22:12		
Sodium	4750 B	5000	ug/L	ICLP ILM03.0	05/04-05/05/98	CGJ2
		Dilution Factor: 1		Analysis Time...: 22:12		
Vanadium	8.1 B	50.0	ug/L	ICLP ILM03.0	05/04-05/05/98	CGJ2A10J
		Dilution Factor: 1		Analysis Time...: 22:12		
Zinc	276	20.0	ug/L	ICLP ILM03.0	05/04-05/05/98	CGJ2A10K
		Dilution Factor: 1		Analysis Time...: 22:12		

NOTE(S) :

B Estimated result. Result is less than RL.

BAKER ENVIRONMENTAL, INC.

Client Sample ID: IR06-GW03-98B

General Chemistry

Lot-Sample #....: H8D180129-005 Work Order #....: CGJ2A Matrix.....: WATER
 Date Sampled....: 04/17/98 12:30 Date Received...: 04/18/98

<u>PARAMETER</u>	<u>RESULT</u>	<u>RL</u>	<u>UNITS</u>	<u>METHOD</u>	<u>PREPARATION- ANALYSIS DATE</u>	<u>PREP BATCH #</u>
Total Dissolved Solids	140	10	mg/L	MCAWW 160.1	04/22-04/23/98	8112253
	Dilution Factor: 1					
Total Suspended Solids	ND	4.0	mg/L	MCAWW 160.2	04/23/98	8113207
	Dilution Factor: 1					

BAKER ENVIRONMENTAL, INC.

Lab Name:QUANTERRA

SDG Number:

Matrix: (soil/water) WATER

Lab Sample ID:H8D210145 001

Method: SW846 8260A

Volatile Organics, GC/MS (8260A)

Sample WT/Vol: 5 / mL

Date Received: 04/21/98

Work Order: CGKK610R

Date Extracted:04/27/98

Dilution factor: 1

Date Analyzed: 04/27/98

Moisture %:NA

QC Batch: 8117291

Client Sample Id: IR06-GW03D-98B

CAS NO.	COMPOUND	CONCENTRATION UNITS:	
		(ug/L or ug/kg)	ug/L
74-87-3	Chloromethane	10	U
74-83-9	Bromomethane	10	U
75-01-4	Vinyl chloride	10	U
75-00-3	Chloroethane	10	U
75-09-2	Methylene chloride	5.0	U
67-64-1	Acetone	20	U
75-15-0	Carbon disulfide	5.0	U
75-35-4	1,1-Dichloroethene	5.0	U
75-34-3	1,1-Dichloroethane	5.0	U
540-59-0	1,2-Dichloroethene (total)	5.0	U
67-66-3	Chloroform	5.0	U
107-06-2	1,2-Dichloroethane	5.0	U
78-93-3	2-Butanone	20	U
71-55-6	1,1,1-Trichloroethane	5.0	U
56-23-5	Carbon tetrachloride	5.0	U
75-27-4	Bromodichloromethane	5.0	U
78-87-5	1,2-Dichloropropane	5.0	U
10061-01-5	cis-1,3-Dichloropropene	5.0	U
79-01-6	Trichloroethene	5.0	U
124-48-1	Dibromochloromethane	5.0	U
79-00-5	1,1,2-Trichloroethane	5.0	U
71-43-2	Benzene	5.0	U
10061-02-6	trans-1,3-Dichloropropene	5.0	U
75-25-2	Bromoform	5.0	U
108-10-1	4-Methyl-2-pentanone	20	U
591-78-6	2-Hexanone	20	U
127-18-4	Tetrachloroethene	5.0	U
79-34-5	1,1,2,2-Tetrachloroethane	5.0	U

BAKER ENVIRONMENTAL, INC.

Lab Name:QUANTERRA

SDG Number:

Matrix: (soil/water) WATER

Lab Sample ID:H8D210145 001

Method: SW846 8260A

Volatile Organics, GC/MS (8260A)

Sample WT/Vol: 5 / mL

Date Received: 04/21/98

Work Order: CGKK610R

Date Extracted:04/27/98

Dilution factor: 1

Date Analyzed: 04/27/98

Moisture %:NA

QC Batch: 8117291

Client Sample Id: IR06-GW03D-98B

CAS NO.	COMPOUND	CONCENTRATION UNITS:	
		(ug/L or ug/kg)	ug/L
108-88-3	Toluene	5.0	U
108-90-7	Chlorobenzene	5.0	U
100-41-4	Ethylbenzene	5.0	U
100-42-5	Styrene	5.0	U
1330-20-7	Xylenes (total)	5.0	U

BAKER ENVIRONMENTAL, INC.

Client Sample ID: IR06-GW03D-98B

TOTAL Metals

Lot-Sample #...: H8D210145-001

Matrix.....: WATER

Date Sampled...: 04/19/98

Date Received...: 04/21/98

PARAMETER	RESULT	REPORTING		METHOD	PREPARATION-	WORK
		LIMIT	UNITS		ANALYSIS DATE	ORDER #
Prep Batch #...: 8125153						
Mercury	ND	0.20	ug/L	ICLP ILM03.0	05/05-05/06/98	CGKK610Q
		Dilution Factor: 1		Analysis Time...: 09:33		
Prep Batch #...: 8126120						
Aluminum	86.9 B	200	ug/L	ICLP ILM03.0	05/06-05/13/98	CGKK6101
		Dilution Factor: 1		Analysis Time...: 15:49		
Arsenic	ND	10.0	ug/L	ICLP ILM03.0	05/06-05/16/98	CGKK610L
		Dilution Factor: 1		Analysis Time...: 18:04		
Lead	ND	3.0	ug/L	ICLP ILM03.0	05/06-05/16/98	CGKK610M
		Dilution Factor: 1		Analysis Time...: 18:04		
Antimony	ND	60.0	ug/L	ICLP ILM03.0	05/06-05/13/98	CGKK6102
		Dilution Factor: 1		Analysis Time...: 15:49		
Barium	6.5 B	200	ug/L	ICLP ILM03.0	05/06-05/13/98	CGKK6103
		Dilution Factor: 1		Analysis Time...: 15:49		
Selenium	ND	5.0	ug/L	ICLP ILM03.0	05/06-05/16/98	CGKK610N
		Dilution Factor: 1		Analysis Time...: 18:04		
Beryllium	ND	5.0	ug/L	ICLP ILM03.0	05/06-05/13/98	CGKK6104
		Dilution Factor: 1		Analysis Time...: 15:49		
Thallium	4.6 B	10.0	ug/L	ICLP ILM03.0	05/06-05/16/98	CGKK610P
		Dilution Factor: 1		Analysis Time...: 18:04		
Cadmium	ND	5.0	ug/L	ICLP ILM03.0	05/06-05/13/98	CGKK6105
		Dilution Factor: 1		Analysis Time...: 15:49		
Calcium	50100	5000	ug/L	ICLP ILM03.0	05/06-05/13/98	CGKK6106
		Dilution Factor: 1		Analysis Time...: 15:49		
Chromium	ND	10.0	ug/L	ICLP ILM03.0	05/06-05/13/98	CGKK6107
		Dilution Factor: 1		Analysis Time...: 15:49		
Cobalt	ND	50.0	ug/L	ICLP ILM03.0	05/06-05/13/98	CGKK6108
		Dilution Factor: 1		Analysis Time...: 15:49		
Copper	3.6 B	25.0	ug/L	ICLP ILM03.0	05/06-05/13/98	CGKK6109
		Dilution Factor: 1		Analysis Time...: 15:49		

(Continued on next page)

BAKER ENVIRONMENTAL, INC.

Client Sample ID: IR06-GW03D-98B

TOTAL Metals

Lot-Sample #...: H8D210145-001

Matrix.....: WATER

PARAMETER	RESULT	REPORTING		METHOD	PREPARATION-	WORK
		LIMIT	UNITS		ANALYSIS DATE	ORDER #
Iron	936	100	ug/L	ICLP ILM03.0	05/06-05/13/98	CGKK610A
		Dilution Factor: 1		Analysis Time...: 15:49		
Magnesium	1000 B	5000	ug/L	ICLP ILM03.0	05/06-05/13/98	CGKK610C
		Dilution Factor: 1		Analysis Time...: 15:49		
Manganese	22.3	15.0	ug/L	ICLP ILM03.0	05/06-05/13/98	CGKK610D
		Dilution Factor: 1		Analysis Time...: 15:49		
Nickel	ND	40.0	ug/L	ICLP ILM03.0	05/06-05/13/98	CGKK610E
		Dilution Factor: 1		Analysis Time...: 15:49		
Potassium	797 B	5000	ug/L	ICLP ILM03.0	05/06-05/13/98	CGKK610F
		Dilution Factor: 1		Analysis Time...: 15:49		
Silver	ND	10.0	ug/L	ICLP ILM03.0	05/06-05/13/98	CGKK610G
		Dilution Factor: 1		Analysis Time...: 15:49		
Sodium	3620 B	5000	ug/L	ICLP ILM03.0	05/06-05/13/98	CGKK610H
		Dilution Factor: 1		Analysis Time...: 15:49		
Vanadium	11.4 B	50.0	ug/L	ICLP ILM03.0	05/06-05/13/98	CGKK610J
		Dilution Factor: 1		Analysis Time...: 15:49		
Zinc	24.1	20.0	ug/L	ICLP ILM03.0	05/06-05/13/98	CGKK610K
		Dilution Factor: 1		Analysis Time...: 15:49		

NOTE(S) :

B Estimated result. Result is less than RL.

BAKER ENVIRONMENTAL, INC.

Client Sample ID: IR06-GW03D-98B

General Chemistry

Lot-Sample #....: H8D210145-001 Work Order #....: CGKK6 Matrix.....: WATER
 Date Sampled....: 04/19/98 10:10 Date Received...: 04/21/98

<u>PARAMETER</u>	<u>RESULT</u>	<u>RL</u>	<u>UNITS</u>	<u>METHOD</u>	<u>PREPARATION- ANALYSIS DATE</u>	<u>PREP BATCH #</u>
Total Dissolved Solids	150	10	mg/L	MCAWW 160.1	04/23-04/24/98	8113202
	Dilution Factor: 1					
Total Suspended Solids	ND	4.0	mg/L	MCAWW 160.2	04/23/98	8113204
	Dilution Factor: 1					

BAKER ENVIRONMENTAL, INC.

Lab Name:QUANTERRA

SDG Number:

Matrix: (soil/water) WATER

Lab Sample ID:H8D210145 006

Method: SW846 8260A

Volatile Organics, GC/MS (8260A)

Sample WT/Vol: 5 / mL

Date Received: 04/21/98

Work Order: CGKKF10R

Date Extracted:04/27/98

Dilution factor: 1

Date Analyzed: 04/27/98

Moisture %:NA

QC Batch: 8117139

Client Sample Id: IR06-GW15D-98B

CAS NO.	COMPOUND	CONCENTRATION UNITS:		Q
		(ug/L or ug/kg)	ug/L	
74-87-3	Chloromethane	10		U
74-83-9	Bromomethane	10		U
75-01-4	Vinyl chloride	10		U
75-00-3	Chloroethane	10		U
75-09-2	Methylene chloride	5.0		U
67-64-1	Acetone	6.9		J
75-15-0	Carbon disulfide	5.0		U
75-35-4	1,1-Dichloroethene	5.0		U
75-34-3	1,1-Dichloroethane	5.0		U
540-59-0	1,2-Dichloroethene (total)	5.0		U
67-66-3	Chloroform	5.0		U
107-06-2	1,2-Dichloroethane	5.0		U
78-93-3	2-Butanone	20		U
71-55-6	1,1,1-Trichloroethane	5.0		U
56-23-5	Carbon tetrachloride	5.0		U
75-27-4	Bromodichloromethane	5.0		U
78-87-5	1,2-Dichloropropane	5.0		U
10061-01-5	cis-1,3-Dichloropropene	5.0		U
79-01-6	Trichloroethene	5.0		U
124-48-1	Dibromochloromethane	5.0		U
79-00-5	1,1,2-Trichloroethane	5.0		U
71-43-2	Benzene	5.0		U
10061-02-6	trans-1,3-Dichloropropene	5.0		U
75-25-2	Bromoform	5.0		U
108-10-1	4-Methyl-2-pentanone	20		U
591-78-6	2-Hexanone	20		U
127-18-4	Tetrachloroethene	5.0		U
79-34-5	1,1,2,2-Tetrachloroethane	5.0		U

BAKER ENVIRONMENTAL, INC.

Lab Name:QUANTERRA

SDG Number:

Matrix: (soil/water) WATER

Lab Sample ID:H8D210145 006

Method: SW846 8260A

Volatile Organics, GC/MS (8260A)

Sample WT/Vol: 5 / mL

Date Received: 04/21/98

Work Order: CGKKF10R

Date Extracted:04/27/98

Dilution factor: 1

Date Analyzed: 04/27/98

Moisture %:NA

QC Batch: 8117139

Client Sample Id: IR06-GW15D-98B

CAS NO.	COMPOUND	CONCENTRATION UNITS:	
		(ug/L or ug/kg)	ug/L Q
108-88-3	Toluene	5.0	U
108-90-7	Chlorobenzene	5.0	U
100-41-4	Ethylbenzene	5.0	U
100-42-5	Styrene	5.0	U
1330-20-7	Xylenes (total)	5.0	U

BAKER ENVIRONMENTAL, INC.

Client Sample ID: IR06-GW15D-98B

TOTAL Metals

Lot-Sample #...: H8D210145-006

Matrix.....: WATER

Date Sampled...: 04/18/98

Date Received...: 04/21/98

PARAMETER	RESULT	REPORTING LIMIT	UNITS	METHOD	PREPARATION- ANALYSIS DATE	WORK ORDER #
Prep Batch #...: 8125153						
Mercury	ND	0.20	ug/L	ICLP ILM03.0	05/05-05/06/98	CGKKF10Q
		Dilution Factor: 1		Analysis Time...: 09:55		
Prep Batch #...: 8126120						
Aluminum	ND	200	ug/L	ICLP ILM03.0	05/06-05/13/98	CGKKF101
		Dilution Factor: 1		Analysis Time...: 16:38		
Arsenic	ND	10.0	ug/L	ICLP ILM03.0	05/06-05/16/98	CGKKF10L
		Dilution Factor: 1		Analysis Time...: 19:00		
Lead	ND	3.0	ug/L	ICLP ILM03.0	05/06-05/16/98	CGKKF10M
		Dilution Factor: 1		Analysis Time...: 19:00		
Antimony	ND	60.0	ug/L	ICLP ILM03.0	05/06-05/13/98	CGKKF102
		Dilution Factor: 1		Analysis Time...: 16:38		
Barium	3.1 B	200	ug/L	ICLP ILM03.0	05/06-05/13/98	CGKKF103
		Dilution Factor: 1		Analysis Time...: 16:38		
Selenium	ND	5.0	ug/L	ICLP ILM03.0	05/06-05/16/98	CGKKF10N
		Dilution Factor: 1		Analysis Time...: 19:00		
Beryllium	ND	5.0	ug/L	ICLP ILM03.0	05/06-05/13/98	CGKKF104
		Dilution Factor: 1		Analysis Time...: 16:38		
Thallium	ND	10.0	ug/L	ICLP ILM03.0	05/06-05/16/98	CGKKF10P
		Dilution Factor: 1		Analysis Time...: 19:00		
Cadmium	ND	5.0	ug/L	ICLP ILM03.0	05/06-05/13/98	CGKKF105
		Dilution Factor: 1		Analysis Time...: 16:38		
Calcium	45700	5000	ug/L	ICLP ILM03.0	05/06-05/13/98	CGKKF106
		Dilution Factor: 1		Analysis Time...: 16:38		
Chromium	ND	10.0	ug/L	ICLP ILM03.0	05/06-05/13/98	CGKKF107
		Dilution Factor: 1		Analysis Time...: 16:38		
Cobalt	ND	50.0	ug/L	ICLP ILM03.0	05/06-05/13/98	CGKKF108
		Dilution Factor: 1		Analysis Time...: 16:38		
Copper	4.9 B	25.0	ug/L	ICLP ILM03.0	05/06-05/13/98	CGKKF109
		Dilution Factor: 1		Analysis Time...: 16:38		

(Continued on next page)

BAKER ENVIRONMENTAL, INC.

Client Sample ID: IR06-GW15D-98B

TOTAL Metals

Lot-Sample #...: H8D210145-006

Matrix.....: WATER

PARAMETER	RESULT	REPORTING		METHOD	PREPARATION-	WORK
		LIMIT	UNITS		ANALYSIS DATE	ORDER #
Iron	326	100	ug/L	ICLP ILM03.0	05/06-05/13/98	CGKKF10A
		Dilution Factor: 1		Analysis Time...: 16:38		
Magnesium	972 B	5000	ug/L	ICLP ILM03.0	05/06-05/13/98	CGKKF10C
		Dilution Factor: 1		Analysis Time...: 16:38		
Manganese	10.3 B	15.0	ug/L	ICLP ILM03.0	05/06-05/13/98	CGKKF10D
		Dilution Factor: 1		Analysis Time...: 16:38		
Nickel	ND	40.0	ug/L	ICLP ILM03.0	05/06-05/13/98	CGKKF10E
		Dilution Factor: 1		Analysis Time...: 16:38		
Potassium	721 B	5000	ug/L	ICLP ILM03.0	05/06-05/13/98	CGKKF10F
		Dilution Factor: 1		Analysis Time...: 16:38		
Silver	ND	10.0	ug/L	ICLP ILM03.0	05/06-05/13/98	CGKKF10G
		Dilution Factor: 1		Analysis Time...: 16:38		
Sodium	3620 B	5000	ug/L	ICLP ILM03.0	05/06-05/13/98	CGKKF10H
		Dilution Factor: 1		Analysis Time...: 16:38		
Vanadium	15.5 B	50.0	ug/L	ICLP ILM03.0	05/06-05/13/98	CGKKF10J
		Dilution Factor: 1		Analysis Time...: 16:38		
Zinc	5.6 B	20.0	ug/L	ICLP ILM03.0	05/06-05/13/98	CGKKF10K
		Dilution Factor: 1		Analysis Time...: 16:38		

NOTE(S) :

B Estimated result. Result is less than RL.

BAKER ENVIRONMENTAL, INC.

Client Sample ID: IR06-GW15D-98B

General Chemistry

Lot-Sample #...: H8D210145-006 Work Order #...: CGKKF Matrix.....: WATER
 Date Sampled...: 04/18/98 12:30 Date Received...: 04/21/98

<u>PARAMETER</u>	<u>RESULT</u>	<u>RL</u>	<u>UNITS</u>	<u>METHOD</u>	<u>PREPARATION- ANALYSIS DATE</u>	<u>PREP BATCH #</u>
Total Dissolved Solids	120	10	mg/L	MCAWW 160.1	04/23-04/24/98	8113202
	Dilution Factor: 1					
Total Suspended Solids	ND	4.0	mg/L	MCAWW 160.2	04/23/98	8113204
	Dilution Factor: 1					

BAKER ENVIRONMENTAL, INC.

Lab Name:QUANTERRA

SDG Number:

Matrix: (soil/water) WATER

Lab Sample ID:H8D180129 006

Method: SW846 8260A

Volatile Organics, GC/MS (8260A)

Sample WT/Vol: 5 / mL

Date Received: 04/18/98

Work Order: CGJ2C10R

Date Extracted:04/25/98

Dilution factor: 1

Date Analyzed: 04/25/98

Moisture %:NA

QC Batch: 8115106

Client Sample Id: IR06-GW17-98B

CAS NO.	COMPOUND	CONCENTRATION UNITS:	
		(ug/L or ug/kg)	ug/L Q
74-87-3	Chloromethane	10	U
74-83-9	Bromomethane	10	U
75-01-4	Vinyl chloride	10	U
75-00-3	Chloroethane	10	U
75-09-2	Methylene chloride	5.0	U
67-64-1	Acetone	20	U
75-15-0	Carbon disulfide	5.0	U
75-35-4	1,1-Dichloroethene	5.0	U
75-34-3	1,1-Dichloroethane	5.0	U
540-59-0	1,2-Dichloroethene (total)	5.0	U
67-66-3	Chloroform	5.0	U
107-06-2	1,2-Dichloroethane	5.0	U
78-93-3	2-Butanone	20	U
71-55-6	1,1,1-Trichloroethane	5.0	U
56-23-5	Carbon tetrachloride	5.0	U
75-27-4	Bromodichloromethane	5.0	U
78-87-5	1,2-Dichloropropane	5.0	U
10061-01-5	cis-1,3-Dichloropropene	5.0	U
79-01-6	Trichloroethene	2.3	J
124-48-1	Dibromochloromethane	5.0	U
79-00-5	1,1,2-Trichloroethane	5.0	U
71-43-2	Benzene	5.0	U
10061-02-6	trans-1,3-Dichloropropene	5.0	U
75-25-2	Bromoform	5.0	U
108-10-1	4-Methyl-2-pentanone	20	U
591-78-6	2-Hexanone	20	U
127-18-4	Tetrachloroethene	5.0	U
79-34-5	1,1,2,2-Tetrachloroethane	5.0	U

BAKER ENVIRONMENTAL, INC.

Lab Name:QUANTERRA

SDG Number:

Matrix: (soil/water) WATER

Lab Sample ID:H8D180129 006

Method: SW846 8260A

Volatile Organics, GC/MS (8260A)

Sample WT/Vol: 5 / mL

Date Received: 04/18/98

Work Order: CGJ2C10R

Date Extracted:04/25/98

Dilution factor: 1

Date Analyzed: 04/25/98

Moisture %:NA

QC Batch: 8115106

Client Sample Id: IR06-GW17-98B

CAS NO.	COMPOUND	CONCENTRATION UNITS:	
		(ug/L or ug/kg) ug/L	Q
108-88-3	Toluene	5.0	U
108-90-7	Chlorobenzene	5.0	U
100-41-4	Ethylbenzene	5.0	U
100-42-5	Styrene	5.0	U
1330-20-7	Xylenes (total)	5.0	U

BAKER ENVIRONMENTAL, INC.

Client Sample ID: IR06-GW17-98B

TOTAL Metals

Lot-Sample #....: H8D180129-006

Matrix.....: WATER

Date Sampled....: 04/17/98

Date Received...: 04/18/98

PARAMETER	RESULT	REPORTING LIMIT	UNITS	METHOD	PREPARATION- ANALYSIS DATE	WORK ORDER #
Prep Batch #....: 8121135						
Mercury	ND	0.20	ug/L	ICLP ILM03.0	05/05/98	CGJ2C10Q
		Dilution Factor: 1		Analysis Time...: 15:47		
Prep Batch #....: 8124109						
Aluminum	1510	200	ug/L	ICLP ILM03.0	05/04-05/05/98	CGJ2C101
		Dilution Factor: 1		Analysis Time...: 22:17		
Arsenic	ND	10.0	ug/L	ICLP ILM03.0	05/04-05/05/98	CGJ2C10L
		Dilution Factor: 1		Analysis Time...: 13:59		
Lead	ND	3.0	ug/L	ICLP ILM03.0	05/04-05/05/98	CGJ2C10M
		Dilution Factor: 1		Analysis Time...: 13:59		
Antimony	ND	60.0	ug/L	ICLP ILM03.0	05/04-05/05/98	CGJ2C102
		Dilution Factor: 1		Analysis Time...: 22:17		
Barium	8.9 B	200	ug/L	ICLP ILM03.0	05/04-05/05/98	CGJ2C103
		Dilution Factor: 1		Analysis Time...: 22:17		
Selenium	ND	5.0	ug/L	ICLP ILM03.0	05/04-05/05/98	CGJ2C10N
		Dilution Factor: 1		Analysis Time...: 13:59		
Beryllium	ND	5.0	ug/L	ICLP ILM03.0	05/04-05/05/98	CGJ2C104
		Dilution Factor: 1		Analysis Time...: 22:17		
Thallium	ND	10.0	ug/L	ICLP ILM03.0	05/04-05/05/98	CGJ2C10P
		Dilution Factor: 1		Analysis Time...: 13:59		
Cadmium	ND	5.0	ug/L	ICLP ILM03.0	05/04-05/05/98	CGJ2C105
		Dilution Factor: 1		Analysis Time...: 22:17		
Calcium	60700	5000	ug/L	ICLP ILM03.0	05/04-05/05/98	CGJ2C106
		Dilution Factor: 1		Analysis Time...: 22:17		
Chromium	7.8 B	10.0	ug/L	ICLP ILM03.0	05/04-05/05/98	CGJ2C107
		Dilution Factor: 1		Analysis Time...: 22:17		
Cobalt	ND	50.0	ug/L	ICLP ILM03.0	05/04-05/05/98	CGJ2C108
		Dilution Factor: 1		Analysis Time...: 22:17		
Copper	ND	25.0	ug/L	ICLP ILM03.0	05/04-05/05/98	CGJ2C109
		Dilution Factor: 1		Analysis Time...: 22:17		

(Continued on next page)

BAKER ENVIRONMENTAL, INC.

Client Sample ID: IR06-GW17-98B

TOTAL Metals

Lot-Sample #....: H8D180129-006

Matrix.....: WATER

PARAMETER	RESULT	REPORTING LIMIT	UNITS	METHOD	PREPARATION- ANALYSIS DATE	WORK ORDER #
Iron	1360	100	ug/L	ICLP ILM03.0	05/04-05/05/98	CGJ2C10A
		Dilution Factor: 1		Analysis Time...: 22:17		
Magnesium	1100 B	5000	ug/L	ICLP ILM03.0	05/04-05/05/98	CGJ2C10C
		Dilution Factor: 1		Analysis Time...: 22:17		
Manganese	5.5 B	15.0	ug/L	ICLP ILM03.0	05/04-05/05/98	CGJ2C10D
		Dilution Factor: 1		Analysis Time...: 22:17		
Nickel	ND	40.0	ug/L	ICLP ILM03.0	05/04-05/05/98	CGJ2C10E
		Dilution Factor: 1		Analysis Time...: 22:17		
Potassium	2670 B	5000	ug/L	ICLP ILM03.0	05/04-05/05/98	CGJ2C10F
		Dilution Factor: 1		Analysis Time...: 22:17		
Silver	ND	10.0	ug/L	ICLP ILM03.0	05/04-05/05/98	CGJ2C10G
		Dilution Factor: 1		Analysis Time...: 22:17		
Sodium	11200	5000	ug/L	ICLP ILM03.0	05/04-05/05/98	CGJ2C10H
		Dilution Factor: 1		Analysis Time...: 22:17		
Vanadium	16.1 B	50.0	ug/L	ICLP ILM03.0	05/04-05/05/98	CGJ2C10J
		Dilution Factor: 1		Analysis Time...: 22:17		
Zinc	13.9 B	20.0	ug/L	ICLP ILM03.0	05/04-05/05/98	CGJ2C10K
		Dilution Factor: 1		Analysis Time...: 22:17		

NOTE(S) :

B Estimated result. Result is less than RL.

BAKER ENVIRONMENTAL, INC.

Client Sample ID: IR06-GW17-98B

General Chemistry

Lot-Sample #....: H8D180129-006 Work Order #....: CGJ2C Matrix.....: WATER
 Date Sampled....: 04/17/98 09:20 Date Received...: 04/18/98

<u>PARAMETER</u>	<u>RESULT</u>	<u>RL</u>	<u>UNITS</u>	<u>METHOD</u>	<u>PREPARATION- ANALYSIS DATE</u>	<u>PREP BATCH #</u>
Total Dissolved Solids	270	10	mg/L	MCAWW 160.1	04/22-04/23/98	8112253
	Dilution Factor: 1					
Total Suspended Solids	4.0	4.0	mg/L	MCAWW 160.2	04/23/98	8113207
	Dilution Factor: 1					

BAKER ENVIRONMENTAL, INC.

Lab Name:QUANTERRA

SDG Number:

Matrix: (soil/water) WATER

Lab Sample ID:H8D200134 001

Method: SW846 8260A

Volatile Organics, GC/MS (8260A)

Sample WT/Vol: 5 / mL

Date Received: 04/20/98

Work Order: CGJGX10R

Date Extracted:04/27/98

Dilution factor: 1

Date Analyzed: 04/27/98

Moisture %:NA

QC Batch: 8117139

Client Sample Id: IR06-GW21-98B

CONCENTRATION UNITS:

CAS NO.	COMPOUND	(ug/L or ug/kg)	ug/L	Q
74-87-3	Chloromethane	10		U
74-83-9	Bromomethane	10		U
75-01-4	Vinyl chloride	10		U
75-00-3	Chloroethane	10		U
75-09-2	Methylene chloride	5.0		U
67-64-1	Acetone	11		J
75-15-0	Carbon disulfide	5.0		U
75-35-4	1,1-Dichloroethene	5.0		U
75-34-3	1,1-Dichloroethane	5.0		U
540-59-0	1,2-Dichloroethene (total)	5.0		U
67-66-3	Chloroform	5.0		U
107-06-2	1,2-Dichloroethane	5.0		U
78-93-3	2-Butanone	20		U
71-55-6	1,1,1-Trichloroethane	5.0		U
56-23-5	Carbon tetrachloride	5.0		U
75-27-4	Bromodichloromethane	5.0		U
78-87-5	1,2-Dichloropropane	5.0		U
10061-01-5	cis-1,3-Dichloropropene	5.0		U
79-01-6	Trichloroethene	5.0		U
124-48-1	Dibromochloromethane	5.0		U
79-00-5	1,1,2-Trichloroethane	5.0		U
71-43-2	Benzene	5.0		U
10061-02-6	trans-1,3-Dichloropropene	5.0		U
75-25-2	Bromoform	5.0		U
108-10-1	4-Methyl-2-pentanone	20		U
591-78-6	2-Hexanone	20		U
127-18-4	Tetrachloroethene	5.0		U
79-34-5	1,1,2,2-Tetrachloroethane	5.0		U

BAKER ENVIRONMENTAL, INC.

Lab Name:QUANTERRA

SDG Number:

Matrix: (soil/water) WATER

Lab Sample ID:H8D200134 001

Method: SW846 8260A

Volatile Organics, GC/MS (8260A)

Sample WT/Vol: 5 / mL

Date Received: 04/20/98

Work Order: CGJGX10R

Date Extracted:04/27/98

Dilution factor: 1

Date Analyzed: 04/27/98

Moisture %:NA

QC Batch: 8117139

Client Sample Id: IR06-GW21-98B

CAS NO.	COMPOUND	CONCENTRATION UNITS:	
		(ug/L or ug/kg)	ug/L Q
108-88-3	Toluene	5.0	U
108-90-7	Chlorobenzene	5.0	U
100-41-4	Ethylbenzene	5.0	U
100-42-5	Styrene	5.0	U
1330-20-7	Xylenes (total)	5.0	U

BAKER ENVIRONMENTAL, INC.

Client Sample ID: IR06-GW21-98B

TOTAL Metals

Lot-Sample #...: H8D200134-001

Matrix.....: WATER

Date Sampled...: 04/18/98

Date Received...: 04/20/98

PARAMETER	RESULT	REPORTING LIMIT	UNITS	METHOD	PREPARATION- ANALYSIS DATE	WORK ORDER #
Prep Batch #...: 8121135						
Mercury	ND	0.20	ug/L	ICLP ILM03.0	05/05/98	CGJGX100
		Dilution Factor: 1		Analysis Time...: 15:52		
Prep Batch #...: 8124109						
Aluminum	734	200	ug/L	ICLP ILM03.0	05/04-05/05/98	CGJGX101
		Dilution Factor: 1		Analysis Time...: 22:27		
Arsenic	ND	10.0	ug/L	ICLP ILM03.0	05/04-05/05/98	CGJGX101
		Dilution Factor: 1		Analysis Time...: 14:10		
Lead	ND	3.0	ug/L	ICLP ILM03.0	05/04-05/05/98	CGJGX10M
		Dilution Factor: 1		Analysis Time...: 14:10		
Antimony	ND	60.0	ug/L	ICLP ILM03.0	05/04-05/05/98	CGJGX102
		Dilution Factor: 1		Analysis Time...: 22:27		
Barium	29.3 B	200	ug/L	ICLP ILM03.0	05/04-05/05/98	CGJGX103
		Dilution Factor: 1		Analysis Time...: 22:27		
Selenium	ND	5.0	ug/L	ICLP ILM03.0	05/04-05/05/98	CGJGX10N
		Dilution Factor: 1		Analysis Time...: 14:10		
Beryllium	ND	5.0	ug/L	ICLP ILM03.0	05/04-05/05/98	CGJGX104
		Dilution Factor: 1		Analysis Time...: 22:27		
Thallium	ND	10.0	ug/L	ICLP ILM03.0	05/04-05/05/98	CGJGX10P
		Dilution Factor: 1		Analysis Time...: 14:10		
Cadmium	ND	5.0	ug/L	ICLP ILM03.0	05/04-05/05/98	CGJGX105
		Dilution Factor: 1		Analysis Time...: 22:27		
Calcium	5600	5000	ug/L	ICLP ILM03.0	05/04-05/05/98	CGJGX106
		Dilution Factor: 1		Analysis Time...: 22:27		
Chromium	ND	10.0	ug/L	ICLP ILM03.0	05/04-05/05/98	CGJGX107
		Dilution Factor: 1		Analysis Time...: 22:27		
Cobalt	ND	50.0	ug/L	ICLP ILM03.0	05/04-05/05/98	CGJGX108
		Dilution Factor: 1		Analysis Time...: 22:27		
Copper	13.4 B	25.0	ug/L	ICLP ILM03.0	05/04-05/05/98	CGJGX109
		Dilution Factor: 1		Analysis Time...: 22:27		

(Continued on next page)

BAKER ENVIRONMENTAL, INC.

Client Sample ID: IR06-GW21-98B

TOTAL Metals

Lot-Sample #...: H8D200134-001

Matrix.....: WATER

PARAMETER	RESULT	REPORTING		METHOD	PREPARATION-	WORK
		LIMIT	UNITS		ANALYSIS DATE	ORDER #
Iron	143	100	ug/L	ICLP ILM03.0	05/04-05/05/98	CGJGX10A
		Dilution Factor: 1		Analysis Time...: 22:27		
Magnesium	925 B	5000	ug/L	ICLP ILM03.0	05/04-05/05/98	CGJGX10C
		Dilution Factor: 1		Analysis Time...: 22:27		
Manganese	7.1 B	15.0	ug/L	ICLP ILM03.0	05/04-05/05/98	CGJGX10D
		Dilution Factor: 1		Analysis Time...: 22:27		
Nickel	ND	40.0	ug/L	ICLP ILM03.0	05/04-05/05/98	CGJGX10E
		Dilution Factor: 1		Analysis Time...: 22:27		
Potassium	851 B	5000	ug/L	ICLP ILM03.0	05/04-05/05/98	CGJGX10F
		Dilution Factor: 1		Analysis Time...: 22:27		
Silver	ND	10.0	ug/L	ICLP ILM03.0	05/04-05/05/98	CGJGX10G
		Dilution Factor: 1		Analysis Time...: 22:27		
Sodium	6480	5000	ug/L	ICLP ILM03.0	05/04-05/05/98	CGJG
		Dilution Factor: 1		Analysis Time...: 22:27		
Vanadium	ND	50.0	ug/L	ICLP ILM03.0	05/04-05/05/98	CGJGX10J
		Dilution Factor: 1		Analysis Time...: 22:27		
Zinc	24.3	20.0	ug/L	ICLP ILM03.0	05/04-05/05/98	CGJGX10K
		Dilution Factor: 1		Analysis Time...: 22:27		

NOTE(S) :

B Estimated result. Result is less than RL.

BAKER ENVIRONMENTAL, INC.

Client Sample ID: IR06-GW21-98B

General Chemistry

Lot-Sample #...: H8D200134-001
Date Sampled...: 04/18/98Work Order #...: CGJGX
Date Received...: 04/20/98

Matrix.....: WATER

<u>PARAMETER</u>	<u>RESULT</u>	<u>RL</u>	<u>UNITS</u>	<u>METHOD</u>	<u>PREPARATION- ANALYSIS DATE</u>	<u>PREP BATCH #</u>
Total Dissolved Solids	62	10	mg/L	MCAWW 160.1	04/23-04/24/98	8113202
	Dilution Factor: 1					
Total Suspended Solids	ND	4.0	mg/L	MCAWW 160.2	04/23/98	8113204
	Dilution Factor: 1					

BAKER ENVIRONMENTAL, INC.

Lab Name:QUANTERRA

SDG Number:

Matrix: (soil/water) WATER

Lab Sample ID:H8D170170 002

Method: SW846 8260A

Volatile Organics, GC/MS (8260A)

Sample WT/Vol: 5 / mL

Date Received: 04/17/98

Work Order: CGHN110R

Date Extracted:04/25/98

Dilution factor: 1

Date Analyzed: 04/25/98

Moisture %:NA

QC Batch: 8115106

Client Sample Id: IR06-GW27DW-98B

CAS NO.	COMPOUND	CONCENTRATION UNITS:		Q
		(ug/L or ug/kg)	ug/L	
74-87-3	Chloromethane		10	U
74-83-9	Bromomethane		10	U
75-01-4	Vinyl chloride		97	
75-00-3	Chloroethane		10	U
75-09-2	Methylene chloride		5.0	U
67-64-1	Acetone		20	U
75-15-0	Carbon disulfide		5.0	U
75-35-4	1,1-Dichloroethene		8.4	
75-34-3	1,1-Dichloroethane		5.0	U
540-59-0	1,2-Dichloroethene (total)		3900	E
67-66-3	Chloroform		5.0	U
107-06-2	1,2-Dichloroethane		5.0	U
78-93-3	2-Butanone		20	U
71-55-6	1,1,1-Trichloroethane		5.0	U
56-23-5	Carbon tetrachloride		5.0	U
75-27-4	Bromodichloromethane		5.0	U
78-87-5	1,2-Dichloropropane		5.0	U
10061-01-5	cis-1,3-Dichloropropene		5.0	U
79-01-6	Trichloroethene		2500	E
124-48-1	Dibromochloromethane		5.0	U
79-00-5	1,1,2-Trichloroethane		5.0	U
71-43-2	Benzene		5.0	U
10061-02-6	trans-1,3-Dichloropropene		5.0	U
75-25-2	Bromoform		5.0	U
108-10-1	4-Methyl-2-pentanone		20	U
591-78-6	2-Hexanone		20	U
127-18-4	Tetrachloroethene		5.0	U
79-34-5	1,1,2,2-Tetrachloroethane		5.0	U

BAKER ENVIRONMENTAL, INC.

Lab Name:QUANTERRA

SDG Number:

Matrix: (soil/water) WATER

Lab Sample ID:H8D170170 002

Method: SW846 8260A

Volatile Organics, GC/MS (8260A)

Sample WT/Vol: 5 / mL

Date Received: 04/17/98

Work Order: CGHN110R

Date Extracted:04/25/98

Dilution factor: 1

Date Analyzed: 04/25/98

Moisture %:NA

QC Batch: 8115106

Client Sample Id: IR06-GW27DW-98B

CAS NO.	COMPOUND	CONCENTRATION UNITS:	
		(ug/L or ug/kg)	ug/L Q
108-88-3	Toluene	5.0	U
108-90-7	Chlorobenzene	5.0	U
100-41-4	Ethylbenzene	5.0	U
100-42-5	Styrene	5.0	U
1330-20-7	Xylenes (total)	5.0	U

BAKER ENVIRONMENTAL, INC.

Lab Name:QUANTERRA

SDG Number:

Matrix: (soil/water) WATER

Lab Sample ID:H8D170170 002

Method: SW846 8260A

Volatile Organics, GC/MS (8260A)

Sample WT/Vol: 5 / mL

Date Received: 04/17/98

Work Order: CGHN120R

Date Extracted:04/25/98

Dilution factor: 20

Date Analyzed: 04/25/98

Moisture %:NA

QC Batch: 8115106

Client Sample Id: IR06-GW27DW-98B -RE 1

CAS NO.	COMPOUND	CONCENTRATION UNITS:	
		(ug/L or ug/kg)	ug/L
540-59-0	1,2-Dichloroethene (total)	4400	D
79-01-6	Trichloroethene	3400	D

BAKER ENVIRONMENTAL, INC.

Client Sample ID: IR06-GW27DW-98B

TOTAL Metals

Lot-Sample #...: H8D170170-002

Matrix.....: WATER

Date Sampled...: 04/16/98

Date Received...: 04/17/98

PARAMETER	RESULT	REPORTING		METHOD	PREPARATION- ANALYSIS DATE	WORK ORDER #
		LIMIT	UNITS			
Prep Batch #...: 8121135						
Mercury	ND	0.20	ug/L	ICLP ILM03.0	05/05/98	CGHN110Q
		Dilution Factor: 1		Analysis Time...: 15:12		
Prep Batch #...: 8124109						
Aluminum	ND	200	ug/L	ICLP ILM03.0	05/04-05/05/98	CGHN1101
		Dilution Factor: 1		Analysis Time...: 20:32		
Arsenic	ND	10.0	ug/L	ICLP ILM03.0	05/04-05/05/98	CGHN110L
		Dilution Factor: 1		Analysis Time...: 12:28		
Lead	ND	3.0	ug/L	ICLP ILM03.0	05/04-05/05/98	CGHN110M
		Dilution Factor: 1		Analysis Time...: 12:28		
Antimony	ND	60.0	ug/L	ICLP ILM03.0	05/04-05/05/98	CGHN1102
		Dilution Factor: 1		Analysis Time...: 20:32		
Barium	7.4 B	200	ug/L	ICLP ILM03.0	05/04-05/05/98	CGHN1103
		Dilution Factor: 1		Analysis Time...: 20:32		
Selenium	ND	5.0	ug/L	ICLP ILM03.0	05/04-05/05/98	CGHN110N
		Dilution Factor: 1		Analysis Time...: 12:28		
Beryllium	ND	5.0	ug/L	ICLP ILM03.0	05/04-05/05/98	CGHN1104
		Dilution Factor: 1		Analysis Time...: 20:32		
Thallium	3.9 B	10.0	ug/L	ICLP ILM03.0	05/04-05/05/98	CGHN110P
		Dilution Factor: 1		Analysis Time...: 12:28		
Cadmium	ND	5.0	ug/L	ICLP ILM03.0	05/04-05/05/98	CGHN1105
		Dilution Factor: 1		Analysis Time...: 20:32		
Calcium	62900	5000	ug/L	ICLP ILM03.0	05/04-05/05/98	CGHN1106
		Dilution Factor: 1		Analysis Time...: 20:32		
Chromium	3.2 B	10.0	ug/L	ICLP ILM03.0	05/04-05/05/98	CGHN1107
		Dilution Factor: 1		Analysis Time...: 20:32		
Cobalt	ND	50.0	ug/L	ICLP ILM03.0	05/04-05/05/98	CGHN1108
		Dilution Factor: 1		Analysis Time...: 20:32		
Copper	3.8 B	25.0	ug/L	ICLP ILM03.0	05/04-05/05/98	CGHN1109
		Dilution Factor: 1		Analysis Time...: 20:32		

(Continued on next page)

BAKER ENVIRONMENTAL, INC.

Client Sample ID: IR06-GW27DW-98B

TOTAL Metals

Lot-Sample #...: H8D170170-002

Matrix.....: WATER

PARAMETER	RESULT	REPORTING		METHOD	PREPARATION-	WORK
		LIMIT	UNITS		ANALYSIS DATE	ORDER #
Iron	559	100	ug/L	ICLP ILM03.0	05/04-05/05/98	CGHN110A
		Dilution Factor: 1		Analysis Time...: 20:32		
Magnesium	1340 B	5000	ug/L	ICLP ILM03.0	05/04-05/05/98	CGHN110C
		Dilution Factor: 1		Analysis Time...: 20:32		
Manganese	9.9 B	15.0	ug/L	ICLP ILM03.0	05/04-05/05/98	CGHN110D
		Dilution Factor: 1		Analysis Time...: 20:32		
Nickel	ND	40.0	ug/L	ICLP ILM03.0	05/04-05/05/98	CGHN110E
		Dilution Factor: 1		Analysis Time...: 20:32		
Potassium	1120 B	5000	ug/L	ICLP ILM03.0	05/04-05/05/98	CGHN110F
		Dilution Factor: 1		Analysis Time...: 20:32		
Silver	ND	10.0	ug/L	ICLP ILM03.0	05/04-05/05/98	CGHN110G
		Dilution Factor: 1		Analysis Time...: 20:32		
Sodium	4360 B	5000	ug/L	ICLP ILM03.0	05/04-05/05/98	CGHN
		Dilution Factor: 1		Analysis Time...: 20:32		
Vanadium	14.9 B	50.0	ug/L	ICLP ILM03.0	05/04-05/05/98	CGHN110J
		Dilution Factor: 1		Analysis Time...: 20:32		
Zinc	12.6 B	20.0	ug/L	ICLP ILM03.0	05/04-05/05/98	CGHN110K
		Dilution Factor: 1		Analysis Time...: 20:32		

NOTE(S):

B Estimated result. Result is less than RL.

BAKER ENVIRONMENTAL, INC.

Client Sample ID: IR06-GW27DW-98B

General Chemistry

Lot-Sample #...: H8D170170-002
Date Sampled...: 04/16/98Work Order #...: CGHN1
Date Received...: 04/17/98

Matrix.....: WATER

<u>PARAMETER</u>	<u>RESULT</u>	<u>RL</u>	<u>UNITS</u>	<u>METHOD</u>	<u>PREPARATION- ANALYSIS DATE</u>	<u>PREP BATCH #</u>
Total Dissolved Solids	180	10	mg/L	MCAWW 160.1	04/20-04/21/98	8110128
	Dilution Factor: 1					
Total Suspended Solids	ND	4.0	mg/L	MCAWW 160.2	04/20/98	8110138
	Dilution Factor: 1					

BAKER ENVIRONMENTAL, INC.

Lab Name:QUANTERRA

SDG Number:

Matrix: (soil/water) WATER

Lab Sample ID:H8D170170 003

Method: SW846 8260A

Volatile Organics, GC/MS (8260A)

Sample WT/Vol: 5 / mL

Date Received: 04/17/98

Work Order: CGHN410R

Date Extracted:04/25/98

Dilution factor: 1

Date Analyzed: 04/25/98

Moisture %:NA

QC Batch: 8115106

Client Sample Id: IR06-GW27DA-98B

CAS NO.	COMPOUND	CONCENTRATION UNITS:	
		(ug/L or ug/kg)	ug/L Q
74-87-3	Chloromethane	10	U
74-83-9	Bromomethane	10	U
75-01-4	Vinyl chloride	10	U
75-00-3	Chloroethane	10	U
75-09-2	Methylene chloride	5.0	U
67-64-1	Acetone	20	U
75-15-0	Carbon disulfide	5.0	U
75-35-4	1,1-Dichloroethene	5.0	U
75-34-3	1,1-Dichloroethane	5.0	U
540-59-0	1,2-Dichloroethene (total)	5.0	U
67-66-3	Chloroform	5.0	U
107-06-2	1,2-Dichloroethane	5.0	U
78-93-3	2-Butanone	20	U
71-55-6	1,1,1-Trichloroethane	5.0	U
56-23-5	Carbon tetrachloride	5.0	U
75-27-4	Bromodichloromethane	5.0	U
78-87-5	1,2-Dichloropropane	5.0	U
10061-01-5	cis-1,3-Dichloropropene	5.0	U
79-01-6	Trichloroethene	5.0	U
124-48-1	Dibromochloromethane	5.0	U
79-00-5	1,1,2-Trichloroethane	5.0	U
71-43-2	Benzene	5.0	U
10061-02-6	trans-1,3-Dichloropropene	5.0	U
75-25-2	Bromoform	5.0	U
108-10-1	4-Methyl-2-pentanone	20	U
591-78-6	2-Hexanone	20	U
127-18-4	Tetrachloroethene	5.0	U
79-34-5	1,1,2,2-Tetrachloroethane	5.0	U

BAKER ENVIRONMENTAL, INC.

Lab Name:QUANTERRA

SDG Number:

Matrix: (soil/water) WATER

Lab Sample ID:H8D170170 003

Method: SW846 8260A

Volatile Organics, GC/MS (8260A)

Sample WT/Vol: 5 / mL

Date Received: 04/17/98

Work Order: CGHN410R

Date Extracted:04/25/98

Dilution factor: 1

Date Analyzed: 04/25/98

Moisture %:NA

QC Batch: 8115106

Client Sample Id: IR06-GW27DA-98B

CAS NO.	COMPOUND	CONCENTRATION UNITS:	
		(ug/L or ug/kg)	ug/L Q
108-88-3	Toluene	5.0	U
108-90-7	Chlorobenzene	5.0	U
100-41-4	Ethylbenzene	5.0	U
100-42-5	Styrene	5.0	U
1330-20-7	Xylenes (total)	5.0	U

BAKER ENVIRONMENTAL, INC.

Client Sample ID: IR06-GW27DA-98B

TOTAL Metals

Lot-Sample #....: H8D170170-003
Date Sampled....: 04/15/98

Date Received...: 04/17/98

Matrix.....: WATER

PARAMETER	RESULT	REPORTING LIMIT	UNITS	METHOD	PREPARATION- ANALYSIS DATE	WORK ORDER #
Prep Batch #....: 8121135						
Mercury	ND	0.20	ug/L	ICLP ILM03.0	05/05/98	CGHN410Q
		Dilution Factor: 1		Analysis Time...: 15:19		
Prep Batch #....: 8124109						
Aluminum	182 B	200	ug/L	ICLP ILM03.0	05/04-05/05/98	CGHN4101
		Dilution Factor: 1		Analysis Time...: 21:02		
Arsenic	ND	10.0	ug/L	ICLP ILM03.0	05/04-05/05/98	CGHN410L
		Dilution Factor: 1		Analysis Time...: 12:50		
Lead	ND	3.0	ug/L	ICLP ILM03.0	05/04-05/05/98	CGHN410M
		Dilution Factor: 1		Analysis Time...: 12:50		
Antimony	ND	60.0	ug/L	ICLP ILM03.0	05/04-05/05/98	CGHN4102
		Dilution Factor: 1		Analysis Time...: 21:02		
Barium	3.8 B	200	ug/L	ICLP ILM03.0	05/04-05/05/98	CGHN4103
		Dilution Factor: 1		Analysis Time...: 21:02		
Selenium	ND	5.0	ug/L	ICLP ILM03.0	05/04-05/05/98	CGHN410N
		Dilution Factor: 1		Analysis Time...: 12:50		
Beryllium	ND	5.0	ug/L	ICLP ILM03.0	05/04-05/05/98	CGHN4104
		Dilution Factor: 1		Analysis Time...: 21:02		
Thallium	ND	10.0	ug/L	ICLP ILM03.0	05/04-05/05/98	CGHN410P
		Dilution Factor: 1		Analysis Time...: 12:50		
Cadmium	ND	5.0	ug/L	ICLP ILM03.0	05/04-05/05/98	CGHN4105
		Dilution Factor: 1		Analysis Time...: 21:02		
Calcium	6350	5000	ug/L	ICLP ILM03.0	05/04-05/05/98	CGHN4106
		Dilution Factor: 1		Analysis Time...: 21:02		
Chromium	ND	10.0	ug/L	ICLP ILM03.0	05/04-05/05/98	CGHN4107
		Dilution Factor: 1		Analysis Time...: 21:02		
Cobalt	ND	50.0	ug/L	ICLP ILM03.0	05/04-05/05/98	CGHN4108
		Dilution Factor: 1		Analysis Time...: 21:02		
Copper	8.8 B	25.0	ug/L	ICLP ILM03.0	05/04-05/05/98	CGHN4109
		Dilution Factor: 1		Analysis Time...: 21:02		

(Continued on next page)

BAKER ENVIRONMENTAL, INC.

Client Sample ID: IR06-GW27DA-98B

TOTAL Metals

Lot-Sample #...: H8D170170-003

Matrix.....: WATER

PARAMETER	RESULT	REPORTING		METHOD	PREPARATION-	WORK
		LIMIT	UNITS		ANALYSIS DATE	ORDER #
Iron	95.4 B	100	ug/L	ICLP ILM03.0	05/04-05/05/98	CGHN410A
		Dilution Factor: 1		Analysis Time...: 21:02		
Magnesium	1060 B	5000	ug/L	ICLP ILM03.0	05/04-05/05/98	CGHN410C
		Dilution Factor: 1		Analysis Time...: 21:02		
Manganese	1.9 B	15.0	ug/L	ICLP ILM03.0	05/04-05/05/98	CGHN410D
		Dilution Factor: 1		Analysis Time...: 21:02		
Nickel	ND	40.0	ug/L	ICLP ILM03.0	05/04-05/05/98	CGHN410E
		Dilution Factor: 1		Analysis Time...: 21:02		
Potassium	9180	5000	ug/L	ICLP ILM03.0	05/04-05/05/98	CGHN410F
		Dilution Factor: 1		Analysis Time...: 21:02		
Silver	ND	10.0	ug/L	ICLP ILM03.0	05/04-05/05/98	CGHN410G
		Dilution Factor: 1		Analysis Time...: 21:02		
Sodium	158000	5000	ug/L	ICLP ILM03.0	05/04-05/05/98	CGHN410H
		Dilution Factor: 1		Analysis Time...: 21:02		
Vanadium	6.5 B	50.0	ug/L	ICLP ILM03.0	05/04-05/05/98	CGHN410J
		Dilution Factor: 1		Analysis Time...: 21:02		
Zinc	18.8 B	20.0	ug/L	ICLP ILM03.0	05/04-05/05/98	CGHN410K
		Dilution Factor: 1		Analysis Time...: 21:02		

NOTE(S) :

B Estimated result. Result is less than RL.

BAKER ENVIRONMENTAL, INC.

Client Sample ID: IR06-GW27DA-98B

General Chemistry

Lot-Sample #...: H8D170170-003

Work Order #...: CGHN4

Matrix.....: WATER

Date Sampled...: 04/15/98

Date Received...: 04/17/98

<u>PARAMETER</u>	<u>RESULT</u>	<u>RL</u>	<u>UNITS</u>	<u>METHOD</u>	<u>PREPARATION- ANALYSIS DATE</u>	<u>PREP BATCH #</u>
Total Dissolved Solids	420	10	mg/L	MCAWW 160.1	04/20-04/21/98	8110128
	Dilution Factor: 1					
Total Suspended Solids	ND	4.0	mg/L	MCAWW 160.2	04/20/98	8110131
	Dilution Factor: 1					

BAKER ENVIRONMENTAL, INC.

Lab Name:QUANTERRA

SDG Number:

Matrix: (soil/water) WATER

Lab Sample ID:H8D200134 002

Method: SW846 8260A

Volatile Organics, GC/MS (8260A)

Sample WT/Vol: 5 / mL

Date Received: 04/20/98

Work Order: CGJH010R

Date Extracted:04/27/98

Dilution factor: 1

Date Analyzed: 04/27/98

Moisture %:NA

QC Batch: 8117139

Client Sample Id: IR06-GW28-98B

CAS NO.	COMPOUND	CONCENTRATION UNITS:	
		(ug/L or ug/kg)	ug/L
74-87-3	Chloromethane	10	U
74-83-9	Bromomethane	10	U
75-01-4	Vinyl chloride	10	U
75-00-3	Chloroethane	10	U
75-09-2	Methylene chloride	5.0	U
67-64-1	Acetone	7.7	J
75-15-0	Carbon disulfide	5.0	U
75-35-4	1,1-Dichloroethene	5.0	U
75-34-3	1,1-Dichloroethane	5.0	U
540-59-0	1,2-Dichloroethene (total)	5.0	U
67-66-3	Chloroform	5.0	U
107-06-2	1,2-Dichloroethane	5.0	U
78-93-3	2-Butanone	20	U
71-55-6	1,1,1-Trichloroethane	5.0	U
56-23-5	Carbon tetrachloride	5.0	U
75-27-4	Bromodichloromethane	5.0	U
78-87-5	1,2-Dichloropropane	5.0	U
10061-01-5	cis-1,3-Dichloropropene	5.0	U
79-01-6	Trichloroethene	5.0	U
124-48-1	Dibromochloromethane	5.0	U
79-00-5	1,1,2-Trichloroethane	5.0	U
71-43-2	Benzene	5.0	U
10061-02-6	trans-1,3-Dichloropropene	5.0	U
75-25-2	Bromoform	5.0	U
108-10-1	4-Methyl-2-pentanone	20	U
591-78-6	2-Hexanone	20	U
127-18-4	Tetrachloroethene	5.0	U
79-34-5	1,1,2,2-Tetrachloroethane	5.0	U

BAKER ENVIRONMENTAL, INC.

Lab Name:QUANTERRA

SDG Number:

Matrix: (soil/water) WATER

Lab Sample ID:H8D200134 002

Method: SW846 8260A

Volatile Organics, GC/MS (8260A)

Sample WT/Vol: 5 / mL

Date Received: 04/20/98

Work Order: CGJH010R

Date Extracted:04/27/98

Dilution factor: 1

Date Analyzed: 04/27/98

Moisture %:NA

QC Batch: 8117139

Client Sample Id: IR06-GW28-98B

CAS NO.	COMPOUND	CONCENTRATION UNITS:		Q
		(ug/L or ug/kg)	ug/L	
108-88-3	Toluene	5.0		U
108-90-7	Chlorobenzene	5.0		U
100-41-4	Ethylbenzene	5.0		U
100-42-5	Styrene	5.0		U
1330-20-7	Xylenes (total)	5.0		U

BAKER ENVIRONMENTAL, INC.

Client Sample ID: IR06-GW28-98B

TOTAL Metals

Lot-Sample #...: H8D200134-002

Matrix.....: WATER

Date Sampled...: 04/18/98

Date Received...: 04/20/98

PARAMETER	RESULT	REPORTING		METHOD	PREPARATION- ANALYSIS DATE	WORK ORDER #
		LIMIT	UNITS			
Prep Batch #...: 8121135						
Mercury	ND	0.20	ug/L	ICLP ILM03.0	05/05/98	CGJH0100
		Dilution Factor: 1		Analysis Time...: 15:54		
Prep Batch #...: 8124109						
Aluminum	134 B	200	ug/L	ICLP ILM03.0	05/04-05/05/98	CGJH0101
		Dilution Factor: 1		Analysis Time...: 22:32		
Arsenic	ND	10.0	ug/L	ICLP ILM03.0	05/04-05/05/98	CGJH0101
		Dilution Factor: 1		Analysis Time...: 14:15		
Lead	ND	3.0	ug/L	ICLP ILM03.0	05/04-05/05/98	CGJH010M
		Dilution Factor: 1		Analysis Time...: 14:15		
Antimony	ND	60.0	ug/L	ICLP ILM03.0	05/04-05/05/98	CGJH0102
		Dilution Factor: 1		Analysis Time...: 22:32		
Barium	32.6 B	200	ug/L	ICLP ILM03.0	05/04-05/05/98	CGJH0103
		Dilution Factor: 1		Analysis Time...: 22:32		
Selenium	ND	5.0	ug/L	ICLP ILM03.0	05/04-05/05/98	CGJH010N
		Dilution Factor: 1		Analysis Time...: 14:15		
Beryllium	ND	5.0	ug/L	ICLP ILM03.0	05/04-05/05/98	CGJH0104
		Dilution Factor: 1		Analysis Time...: 22:32		
Thallium	ND	10.0	ug/L	ICLP ILM03.0	05/04-05/05/98	CGJH010P
		Dilution Factor: 1		Analysis Time...: 14:15		
Cadmium	ND	5.0	ug/L	ICLP ILM03.0	05/04-05/05/98	CGJH0105
		Dilution Factor: 1		Analysis Time...: 22:32		
Calcium	1240 B	5000	ug/L	ICLP ILM03.0	05/04-05/05/98	CGJH0106
		Dilution Factor: 1		Analysis Time...: 22:32		
Chromium	ND	10.0	ug/L	ICLP ILM03.0	05/04-05/05/98	CGJH0107
		Dilution Factor: 1		Analysis Time...: 22:32		
Cobalt	ND	50.0	ug/L	ICLP ILM03.0	05/04-05/05/98	CGJH0108
		Dilution Factor: 1		Analysis Time...: 22:32		
Copper	2.8 B	25.0	ug/L	ICLP ILM03.0	05/04-05/05/98	CGJH0109
		Dilution Factor: 1		Analysis Time...: 22:32		

(Continued on next page)

BAKER ENVIRONMENTAL, INC.

Client Sample ID: IR06-GW28-98B

TOTAL Metals

Lot-Sample #....: H8D200134-002

Matrix.....: WATER

PARAMETER	RESULT	REPORTING		METHOD	PREPARATION-	WORK
		LIMIT	UNITS		ANALYSIS DATE	ORDER #
Iron	ND	100	ug/L	ICLP ILM03.0	05/04-05/05/98	CGJH010A
		Dilution Factor: 1		Analysis Time...: 22:32		
Magnesium	3040 B	5000	ug/L	ICLP ILM03.0	05/04-05/05/98	CGJH010C
		Dilution Factor: 1		Analysis Time...: 22:32		
Manganese	2.9 B	15.0	ug/L	ICLP ILM03.0	05/04-05/05/98	CGJH010D
		Dilution Factor: 1		Analysis Time...: 22:32		
Nickel	ND	40.0	ug/L	ICLP ILM03.0	05/04-05/05/98	CGJH010E
		Dilution Factor: 1		Analysis Time...: 22:32		
Potassium	1030 B	5000	ug/L	ICLP ILM03.0	05/04-05/05/98	CGJH010F
		Dilution Factor: 1		Analysis Time...: 22:32		
Silver	ND	10.0	ug/L	ICLP ILM03.0	05/04-05/05/98	CGJH010G
		Dilution Factor: 1		Analysis Time...: 22:32		
Sodium	10100	5000	ug/L	ICLP ILM03.0	05/04-05/05/98	CGJH 1
		Dilution Factor: 1		Analysis Time...: 22:32		
Vanadium	ND	50.0	ug/L	ICLP ILM03.0	05/04-05/05/98	CGJH010J
		Dilution Factor: 1		Analysis Time...: 22:32		
Zinc	16.9 B	20.0	ug/L	ICLP ILM03.0	05/04-05/05/98	CGJH010K
		Dilution Factor: 1		Analysis Time...: 22:32		

NOTE(S) :

B Estimated result. Result is less than RL.

BAKER ENVIRONMENTAL, INC.

Client Sample ID: IR06-GW28-98B

General Chemistry

Lot-Sample #....: H8D200134-002
 Date Sampled....: 04/18/98

Work Order #....: CGJH0
 Date Received...: 04/20/98

Matrix.....: WATER

<u>PARAMETER</u>	<u>RESULT</u>	<u>RL</u>	<u>UNITS</u>	<u>METHOD</u>	<u>PREPARATION- ANALYSIS DATE</u>	<u>PREP BATCH #</u>
Total Dissolved Solids	74	10	mg/L	MCAWW 160.1	04/23-04/24/98	8113202
	Dilution Factor: 1					
Total Suspended Solids	ND	4.0	mg/L	MCAWW 160.2	04/23/98	8113204
	Dilution Factor: 1					

BAKER ENVIRONMENTAL, INC.

Lab Name:QUANTERRA

SDG Number:

Matrix: (soil/water) WATER

Lab Sample ID:H8D200134 003

Method: SW846 8260A

Volatile Organics, GC/MS (8260A)

Sample WT/Vol: 5 / mL

Date Received: 04/20/98

Work Order: CGJH110R

Date Extracted:04/27/98

Dilution factor: 10

Date Analyzed: 04/27/98

Moisture %:NA

QC Batch: 8117139

Client Sample Id: IR06-GW28DW-98B

CAS NO.	COMPOUND	CONCENTRATION UNITS:	
		(ug/L or ug/kg)	ug/L Q
74-87-3	Chloromethane	100	U
74-83-9	Bromomethane	100	U
75-01-4	Vinyl chloride	100	U
75-00-3	Chloroethane	100	U
75-09-2	Methylene chloride	50	U
67-64-1	Acetone	74	J
75-15-0	Carbon disulfide	50	U
75-35-4	1,1-Dichloroethene	50	U
75-34-3	1,1-Dichloroethane	50	U
540-59-0	1,2-Dichloroethene (total)	440	
67-66-3	Chloroform	50	U
107-06-2	1,2-Dichloroethane	50	U
78-93-3	2-Butanone	200	U
71-55-6	1,1,1-Trichloroethane	50	U
56-23-5	Carbon tetrachloride	50	U
75-27-4	Bromodichloromethane	50	U
78-87-5	1,2-Dichloropropane	50	U
10061-01-5	cis-1,3-Dichloropropene	50	U
79-01-6	Trichloroethene	1200	
124-48-1	Dibromochloromethane	50	U
79-00-5	1,1,2-Trichloroethane	50	U
71-43-2	Benzene	50	U
10061-02-6	trans-1,3-Dichloropropene	50	U
75-25-2	Bromoform	50	U
108-10-1	4-Methyl-2-pentanone	200	U
591-78-6	2-Hexanone	200	U
127-18-4	Tetrachloroethene	15	J
79-34-5	1,1,2,2-Tetrachloroethane	50	U

BAKER ENVIRONMENTAL, INC.

Lab Name:QUANTERRA

SDG Number:

Matrix: (soil/water) WATER

Lab Sample ID:H8D200134 003

Method: SW846 8260A

Volatile Organics, GC/MS (8260A)

Sample WT/Vol: 5 / mL

Date Received: 04/20/98

Work Order: CGJH110R

Date Extracted:04/27/98

Dilution factor: 10

Date Analyzed: 04/27/98

Moisture %:NA

QC Batch: 8117139

Client Sample Id: IR06-GW28DW-98B

CAS NO.	COMPOUND	CONCENTRATION UNITS:	
		(ug/L or ug/kg)	ug/L
108-88-3	Toluene	50	U
108-90-7	Chlorobenzene	50	U
100-41-4	Ethylbenzene	50	U
100-42-5	Styrene	50	U
1330-20-7	Xylenes (total)	50	U

BAKER ENVIRONMENTAL, INC.

Client Sample ID: IR06-GW28DW-98B

TOTAL Metals

Lot-Sample #...: H8D200134-003

Matrix.....: WATER

Date Sampled...: 04/18/98

Date Received...: 04/20/98

PARAMETER	RESULT	REPORTING		METHOD	PREPARATION- ANALYSIS DATE	WORK ORDER #
		LIMIT	UNITS			
Prep Batch #...: 8121135						
Mercury	ND	0.20	ug/L	ICLP ILM03.0	05/05/98	CGJH110Q
		Dilution Factor: 1		Analysis Time...: 15:56		
Prep Batch #...: 8124109						
Aluminum	18.5 B	200	ug/L	ICLP ILM03.0	05/04-05/05/98	CGJH1101
		Dilution Factor: 1		Analysis Time...: 22:37		
Arsenic	ND	10.0	ug/L	ICLP ILM03.0	05/04-05/05/98	CGJH110L
		Dilution Factor: 1		Analysis Time...: 14:31		
Lead	ND	3.0	ug/L	ICLP ILM03.0	05/04-05/05/98	CGJH110M
		Dilution Factor: 1		Analysis Time...: 14:31		
Antimony	ND	60.0	ug/L	ICLP ILM03.0	05/04-05/05/98	CGJH1102
		Dilution Factor: 1		Analysis Time...: 22:37		
Barium	6.6 B	200	ug/L	ICLP ILM03.0	05/04-05/05/98	CGJH1103
		Dilution Factor: 1		Analysis Time...: 22:37		
Selenium	ND	5.0	ug/L	ICLP ILM03.0	05/04-05/05/98	CGJH110N
		Dilution Factor: 1		Analysis Time...: 14:31		
Beryllium	ND	5.0	ug/L	ICLP ILM03.0	05/04-05/05/98	CGJH1104
		Dilution Factor: 1		Analysis Time...: 22:37		
Thallium	ND	10.0	ug/L	ICLP ILM03.0	05/04-05/05/98	CGJH110P
		Dilution Factor: 1		Analysis Time...: 14:31		
Cadmium	ND	5.0	ug/L	ICLP ILM03.0	05/04-05/05/98	CGJH1105
		Dilution Factor: 1		Analysis Time...: 22:37		
Calcium	59000	5000	ug/L	ICLP ILM03.0	05/04-05/05/98	CGJH1106
		Dilution Factor: 1		Analysis Time...: 22:37		
Chromium	3.5 B	10.0	ug/L	ICLP ILM03.0	05/04-05/05/98	CGJH1107
		Dilution Factor: 1		Analysis Time...: 22:37		
Cobalt	ND	50.0	ug/L	ICLP ILM03.0	05/04-05/05/98	CGJH1108
		Dilution Factor: 1		Analysis Time...: 22:37		
Copper	5.0 B	25.0	ug/L	ICLP ILM03.0	05/04-05/05/98	CGJH1109
		Dilution Factor: 1		Analysis Time...: 22:37		

(Continued on next page)

BAKER ENVIRONMENTAL, INC.

Client Sample ID: IR06-GW28DW-98B

TOTAL Metals

Lot-Sample #...: H8D200134-003

Matrix.....: WATER

PARAMETER	RESULT	REPORTING		METHOD	PREPARATION-	WORK
		LIMIT	UNITS		ANALYSIS DATE	ORDER #
Iron	685	100	ug/L	ICLP ILM03.0	05/04-05/05/98	CGJH110A
		Dilution Factor: 1		Analysis Time...: 22:37		
Magnesium	1240 B	5000	ug/L	ICLP ILM03.0	05/04-05/05/98	CGJH110C
		Dilution Factor: 1		Analysis Time...: 22:37		
Manganese	13.1 B	15.0	ug/L	ICLP ILM03.0	05/04-05/05/98	CGJH110D
		Dilution Factor: 1		Analysis Time...: 22:37		
Nickel	ND	40.0	ug/L	ICLP ILM03.0	05/04-05/05/98	CGJH110E
		Dilution Factor: 1		Analysis Time...: 22:37		
Potassium	1080 B	5000	ug/L	ICLP ILM03.0	05/04-05/05/98	CGJH110F
		Dilution Factor: 1		Analysis Time...: 22:37		
Silver	ND	10.0	ug/L	ICLP ILM03.0	05/04-05/05/98	CGJH110G
		Dilution Factor: 1		Analysis Time...: 22:37		
Sodium	5170	5000	ug/L	ICLP ILM03.0	05/04-05/05/98	CGJH110H
		Dilution Factor: 1		Analysis Time...: 22:37		
Vanadium	15.9 B	50.0	ug/L	ICLP ILM03.0	05/04-05/05/98	CGJH110J
		Dilution Factor: 1		Analysis Time...: 22:37		
Zinc	45.9	20.0	ug/L	ICLP ILM03.0	05/04-05/05/98	CGJH110K
		Dilution Factor: 1		Analysis Time...: 22:37		

NOTE(S) :

B Estimated result. Result is less than RL.

BAKER ENVIRONMENTAL, INC.

Client Sample ID: IR06-GW28DW-98B

General Chemistry

Lot-Sample #....: H8D200134-003
 Date Sampled....: 04/18/98

Work Order #....: CGJH1
 Date Received...: 04/20/98

Matrix.....: WATER

<u>PARAMETER</u>	<u>RESULT</u>	<u>RL</u>	<u>UNITS</u>	<u>METHOD</u>	<u>PREPARATION- ANALYSIS DATE</u>	<u>PREP BATCH #</u>
Total Dissolved Solids	180	10	mg/L	MCAWW 160.1	04/23-04/24/98	8113202
	Dilution Factor: 1					
Total Suspended Solids	ND	4.0	mg/L	MCAWW 160.2	04/23/98	8113204
	Dilution Factor: 1					

BAKER ENVIRONMENTAL, INC.

Lab Name:QUANTERRA

SDG Number:

Matrix: (soil/water) WATER

Lab Sample ID:H8D210145 007

Method: SW846 8260A

Volatile Organics, GC/MS (8260A)

Sample WT/Vol: 5 / mL

Date Received: 04/21/98

Work Order: CGKKG10R

Date Extracted:04/27/98

Dilution factor: 1

Date Analyzed: 04/27/98

Moisture %:NA

QC Batch: 8117139

Client Sample Id: IR06-GW30-98B

CAS NO.	COMPOUND	CONCENTRATION UNITS:		Q
		(ug/L or ug/kg)	ug/L	
74-87-3	Chloromethane	10		U
74-83-9	Bromomethane	10		U
75-01-4	Vinyl chloride	10		U
75-00-3	Chloroethane	10		U
75-09-2	Methylene chloride	5.0		U
67-64-1	Acetone	20		U
75-15-0	Carbon disulfide	5.0		U
75-35-4	1,1-Dichloroethene	5.0		U
75-34-3	1,1-Dichloroethane	5.0		U
540-59-0	1,2-Dichloroethene (total)	5.0		U
67-66-3	Chloroform	5.0		U
107-06-2	1,2-Dichloroethane	5.0		U
78-93-3	2-Butanone	20		U
71-55-6	1,1,1-Trichloroethane	5.0		U
56-23-5	Carbon tetrachloride	5.0		U
75-27-4	Bromodichloromethane	5.0		U
78-87-5	1,2-Dichloropropane	5.0		U
10061-01-5	cis-1,3-Dichloropropene	5.0		U
79-01-6	Trichloroethene	5.0		U
124-48-1	Dibromochloromethane	5.0		U
79-00-5	1,1,2-Trichloroethane	5.0		U
71-43-2	Benzene	5.0		U
10061-02-6	trans-1,3-Dichloropropene	5.0		U
75-25-2	Bromoform	5.0		U
108-10-1	4-Methyl-2-pentanone	20		U
591-78-6	2-Hexanone	20		U
127-18-4	Tetrachloroethene	5.0		U
79-34-5	1,1,2,2-Tetrachloroethane	5.0		U

BAKER ENVIRONMENTAL, INC.

Lab Name:QUANTERRA

SDG Number:

Matrix: (soil/water) WATER

Lab Sample ID:H8D210145 007

Method: SW846 8260A

Volatile Organics, GC/MS (8260A)

Sample WT/Vol: 5 / mL

Date Received: 04/21/98

Work Order: CGKKG10R

Date Extracted:04/27/98

Dilution factor: 1

Date Analyzed: 04/27/98

Moisture %:NA

QC Batch: 8117139

Client Sample Id: IR06-GW30-98B

CAS NO.	COMPOUND	CONCENTRATION UNITS:	
		(ug/L or ug/kg)	ug/L
108-88-3	Toluene	5.0	U
108-90-7	Chlorobenzene	5.0	U
100-41-4	Ethylbenzene	5.0	U
100-42-5	Styrene	5.0	U
1330-20-7	Xylenes (total)	5.0	U

BAKER ENVIRONMENTAL, INC.

Client Sample ID: IR06-GW30-98B

TOTAL Metals

Lot-Sample #....: H8D210145-007

Matrix.....: WATER

Date Sampled....: 04/18/98

Date Received...: 04/21/98

PARAMETER	RESULT	REPORTING			METHOD	PREPARATION-	WORK
		LIMIT	UNITS			ANALYSIS DATE	ORDER #
Prep Batch #....: 8125153							
Mercury	ND	0.20	ug/L		ICLP ILM03.0	05/05-05/06/98	CGKKG10Q
		Dilution Factor: 1			Analysis Time...: 09:57		
Prep Batch #....: 8126120							
Aluminum	37.8 B	200	ug/L		ICLP ILM03.0	05/06-05/13/98	CGKKG101
		Dilution Factor: 1			Analysis Time...: 16:43		
Arsenic	ND	10.0	ug/L		ICLP ILM03.0	05/06-05/16/98	CGKKG10L
		Dilution Factor: 1			Analysis Time...: 19:05		
Lead	ND	3.0	ug/L		ICLP ILM03.0	05/06-05/16/98	CGKKG10M
		Dilution Factor: 1			Analysis Time...: 19:05		
Antimony	ND	60.0	ug/L		ICLP ILM03.0	05/06-05/13/98	CGKKG102
		Dilution Factor: 1			Analysis Time...: 16:43		
Barium	7.6 B	200	ug/L		ICLP ILM03.0	05/06-05/13/98	CGKKG103
		Dilution Factor: 1			Analysis Time...: 16:43		
Selenium	ND	5.0	ug/L		ICLP ILM03.0	05/06-05/16/98	CGKKG10N
		Dilution Factor: 1			Analysis Time...: 19:05		
Beryllium	ND	5.0	ug/L		ICLP ILM03.0	05/06-05/13/98	CGKKG104
		Dilution Factor: 1			Analysis Time...: 16:43		
Thallium	ND	10.0	ug/L		ICLP ILM03.0	05/06-05/16/98	CGKKG10P
		Dilution Factor: 1			Analysis Time...: 19:05		
Cadmium	ND	5.0	ug/L		ICLP ILM03.0	05/06-05/13/98	CGKKG105
		Dilution Factor: 1			Analysis Time...: 16:43		
Calcium	21900	5000	ug/L		ICLP ILM03.0	05/06-05/13/98	CGKKG106
		Dilution Factor: 1			Analysis Time...: 16:43		
Chromium	ND	10.0	ug/L		ICLP ILM03.0	05/06-05/13/98	CGKKG107
		Dilution Factor: 1			Analysis Time...: 16:43		
Cobalt	ND	50.0	ug/L		ICLP ILM03.0	05/06-05/13/98	CGKKG108
		Dilution Factor: 1			Analysis Time...: 16:43		
Copper	2.4 B	25.0	ug/L		ICLP ILM03.0	05/06-05/13/98	CGKKG109
		Dilution Factor: 1			Analysis Time...: 16:43		

(Continued on next page)

BAKER ENVIRONMENTAL, INC.

Client Sample ID: IR06-GW30-98B

TOTAL Metals

Lot-Sample #...: H8D210145-007

Matrix.....: WATER

PARAMETER	RESULT	REPORTING		METHOD	PREPARATION-	WORK
		LIMIT	UNITS		ANALYSIS DATE	ORDER #
Iron	278	100	ug/L	ICLP ILM03.0	05/06-05/13/98	CGKKG10A
		Dilution Factor: 1		Analysis Time...: 16:43		
Magnesium	1500 B	5000	ug/L	ICLP ILM03.0	05/06-05/13/98	CGKKG10C
		Dilution Factor: 1		Analysis Time...: 16:43		
Manganese	18.2	15.0	ug/L	ICLP ILM03.0	05/06-05/13/98	CGKKG10D
		Dilution Factor: 1		Analysis Time...: 16:43		
Nickel	12.7 B	40.0	ug/L	ICLP ILM03.0	05/06-05/13/98	CGKKG10E
		Dilution Factor: 1		Analysis Time...: 16:43		
Potassium	1180 B	5000	ug/L	ICLP ILM03.0	05/06-05/13/98	CGKKG10F
		Dilution Factor: 1		Analysis Time...: 16:43		
Silver	ND	10.0	ug/L	ICLP ILM03.0	05/06-05/13/98	CGKKG10G
		Dilution Factor: 1		Analysis Time...: 16:43		
Sodium	5940	5000	ug/L	ICLP ILM03.0	05/06-05/13/98	CGKR
		Dilution Factor: 1		Analysis Time...: 16:43		
Vanadium	6.6 B	50.0	ug/L	ICLP ILM03.0	05/06-05/13/98	CGKKG10J
		Dilution Factor: 1		Analysis Time...: 16:43		
Zinc	70.7	20.0	ug/L	ICLP ILM03.0	05/06-05/13/98	CGKKG10K
		Dilution Factor: 1		Analysis Time...: 16:43		

NOTE(S) :

B Estimated result. Result is less than RL.

BAKER ENVIRONMENTAL, INC.

Client Sample ID: IR06-GW30-98B

General Chemistry

Lot-Sample #....: H8D210145-007 Work Order #....: CGKKG Matrix.....: WATER
 Date Sampled....: 04/18/98 16:05 Date Received...: 04/21/98

<u>PARAMETER</u>	<u>RESULT</u>	<u>RL</u>	<u>UNITS</u>	<u>METHOD</u>	<u>PREPARATION- ANALYSIS DATE</u>	<u>PREP BATCH #</u>
Total Dissolved Solids	70	10	mg/L	MCAWW 160.1	04/23-04/24/98	8113202
	Dilution Factor: 1					
Total Suspended Solids	ND	4.0	mg/L	MCAWW 160.2	04/23/98	8113204
	Dilution Factor: 1					

BAKER ENVIRONMENTAL, INC.

Lab Name:QUANTERRA

SDG Number:

Matrix: (soil/water) WATER

Lab Sample ID:H8D210145 008

Method: SW846 8260A

Volatile Organics, GC/MS (8260A)

Sample WT/Vol: 5 / mL

Date Received: 04/21/98

Work Order: CGKKK10R

Date Extracted:04/27/98

Dilution factor: 1

Date Analyzed: 04/27/98

Moisture %:NA

QC Batch: 8117139

Client Sample Id: IR06-GW30DW-98B

CONCENTRATION UNITS:

CAS NO.	COMPOUND	(ug/L or ug/kg) ug/L	Q
74-87-3	Chloromethane	10	U
74-83-9	Bromomethane	10	U
75-01-4	Vinyl chloride	10	U
75-00-3	Chloroethane	10	U
75-09-2	Methylene chloride	5.0	U
67-64-1	Acetone	8.4	J
75-15-0	Carbon disulfide	5.0	U
75-35-4	1,1-Dichloroethene	5.0	U
75-34-3	1,1-Dichloroethane	5.0	U
540-59-0	1,2-Dichloroethene (total)	5.0	U
67-66-3	Chloroform	5.0	U
107-06-2	1,2-Dichloroethane	5.0	U
78-93-3	2-Butanone	20	U
71-55-6	1,1,1-Trichloroethane	5.0	U
56-23-5	Carbon tetrachloride	5.0	U
75-27-4	Bromodichloromethane	5.0	U
78-87-5	1,2-Dichloropropane	5.0	U
10061-01-5	cis-1,3-Dichloropropene	5.0	U
79-01-6	Trichloroethene	5.0	U
124-48-1	Dibromochloromethane	5.0	U
79-00-5	1,1,2-Trichloroethane	5.0	U
71-43-2	Benzene	5.0	U
10061-02-6	trans-1,3-Dichloropropene	5.0	U
75-25-2	Bromoform	5.0	U
108-10-1	4-Methyl-2-pentanone	20	U
591-78-6	2-Hexanone	20	U
127-18-4	Tetrachloroethene	5.0	U
79-34-5	1,1,2,2-Tetrachloroethane	5.0	U

BAKER ENVIRONMENTAL, INC.

Lab Name:QUANTERRA

SDG Number:

Matrix: (soil/water) WATER

Lab Sample ID:H8D210145 008

Method: SW846 8260A

Volatile Organics, GC/MS (8260A)

Sample WT/Vol: 5 / mL

Date Received: 04/21/98

Work Order: CGKKK10R

Date Extracted:04/27/98

Dilution factor: 1

Date Analyzed: 04/27/98

Moisture %:NA

QC Batch: 8117139

Client Sample Id: IR06-GW30DW-98B

CAS NO.	COMPOUND	CONCENTRATION UNITS:		Q
		(ug/L or ug/kg)	ug/L	
108-88-3	Toluene	5.0		U
108-90-7	Chlorobenzene	1.7		J
100-41-4	Ethylbenzene	5.0		U
100-42-5	Styrene	5.0		U
1330-20-7	Xylenes (total)	5.0		U

BAKER ENVIRONMENTAL, INC.

Client Sample ID: IR06-GW30DW-98B

TOTAL Metals

Lot-Sample #...: H8D210145-008

Matrix.....: WATER

Date Sampled...: 04/18/98

Date Received...: 04/21/98

PARAMETER	RESULT	REPORTING		METHOD	PREPARATION- ANALYSIS DATE	WORK ORDER #
		LIMIT	UNITS			
Prep Batch #...: 8125153						
Mercury	ND	0.20	ug/L	ICLP ILM03.0	05/05-05/06/98	CGKKK10Q
		Dilution Factor: 1		Analysis Time...: 09:59		
Prep Batch #...: 8126120						
Aluminum	ND	200	ug/L	ICLP ILM03.0	05/06-05/13/98	CGKKK101
		Dilution Factor: 1		Analysis Time...: 16:48		
Arsenic	ND	10.0	ug/L	ICLP ILM03.0	05/06-05/16/98	CGKKK10L
		Dilution Factor: 1		Analysis Time...: 19:39		
Lead	ND	3.0	ug/L	ICLP ILM03.0	05/06-05/16/98	CGKKK10M
		Dilution Factor: 1		Analysis Time...: 19:39		
Antimony	ND	60.0	ug/L	ICLP ILM03.0	05/06-05/13/98	CGKKK102
		Dilution Factor: 1		Analysis Time...: 16:48		
Barium	3.0 B	200	ug/L	ICLP ILM03.0	05/06-05/13/98	CGKKK103
		Dilution Factor: 1		Analysis Time...: 16:48		
Selenium	ND	5.0	ug/L	ICLP ILM03.0	05/06-05/16/98	CGKKK10N
		Dilution Factor: 1		Analysis Time...: 19:39		
Beryllium	ND	5.0	ug/L	ICLP ILM03.0	05/06-05/13/98	CGKKK104
		Dilution Factor: 1		Analysis Time...: 16:48		
Thallium	ND	10.0	ug/L	ICLP ILM03.0	05/06-05/16/98	CGKKK10P
		Dilution Factor: 1		Analysis Time...: 19:39		
Cadmium	ND	5.0	ug/L	ICLP ILM03.0	05/06-05/13/98	CGKKK105
		Dilution Factor: 1		Analysis Time...: 16:48		
Calcium	67800	5000	ug/L	ICLP ILM03.0	05/06-05/13/98	CGKKK106
		Dilution Factor: 1		Analysis Time...: 16:48		
Chromium	ND	10.0	ug/L	ICLP ILM03.0	05/06-05/13/98	CGKKK107
		Dilution Factor: 1		Analysis Time...: 16:48		
Cobalt	ND	50.0	ug/L	ICLP ILM03.0	05/06-05/13/98	CGKKK108
		Dilution Factor: 1		Analysis Time...: 16:48		
Copper	ND	25.0	ug/L	ICLP ILM03.0	05/06-05/13/98	CGKKK109
		Dilution Factor: 1		Analysis Time...: 16:48		

(Continued on next page)

BAKER ENVIRONMENTAL, INC.

Client Sample ID: IR06-GW30DW-98B

TOTAL Metals

Lot-Sample #...: H8D210145-008

Matrix.....: WATER

PARAMETER	RESULT	REPORTING		METHOD	PREPARATION-	WORK
		LIMIT	UNITS		ANALYSIS DATE	ORDER #
Iron	1200	100	ug/L	ICLP ILM03.0	05/06-05/13/98	CGKKK10A
		Dilution Factor: 1		Analysis Time...: 16:48		
Magnesium	1480 B	5000	ug/L	ICLP ILM03.0	05/06-05/13/98	CGKKK10C
		Dilution Factor: 1		Analysis Time...: 16:48		
Manganese	33.4	15.0	ug/L	ICLP ILM03.0	05/06-05/13/98	CGKKK10D
		Dilution Factor: 1		Analysis Time...: 16:48		
Nickel	ND	40.0	ug/L	ICLP ILM03.0	05/06-05/13/98	CGKKK10E
		Dilution Factor: 1		Analysis Time...: 16:48		
Potassium	ND	5000	ug/L	ICLP ILM03.0	05/06-05/13/98	CGKKK10F
		Dilution Factor: 1		Analysis Time...: 16:48		
Silver	ND	10.0	ug/L	ICLP ILM03.0	05/06-05/13/98	CGKKK10G
		Dilution Factor: 1		Analysis Time...: 16:48		
Sodium	5830	5000	ug/L	ICLP ILM03.0	05/06-05/13/98	CGKKK10H
		Dilution Factor: 1		Analysis Time...: 16:48		
Vanadium	14.4 B	50.0	ug/L	ICLP ILM03.0	05/06-05/13/98	CGKKK10J
		Dilution Factor: 1		Analysis Time...: 16:48		
Zinc	4.3 B	20.0	ug/L	ICLP ILM03.0	05/06-05/13/98	CGKKK10K
		Dilution Factor: 1		Analysis Time...: 16:48		

NOTE(S) :

B Estimated result. Result is less than RL.

BAKER ENVIRONMENTAL, INC.

Client Sample ID: IR06-GW30DW-98B

General Chemistry

Lot-Sample #....: H8D210145-008 Work Order #....: CGKKK Matrix.....: WATER
Date Sampled....: 04/18/98 17:45 Date Received...: 04/21/98

<u>PARAMETER</u>	<u>RESULT</u>	<u>RL</u>	<u>UNITS</u>	<u>METHOD</u>	<u>PREPARATION- ANALYSIS DATE</u>	<u>PREP BATCH #</u>
Total Dissolved Solids	180	10	mg/L	MCAWW 160.1	04/23-04/24/98	8113202
	Dilution Factor: 1					
Total Suspended Solids	ND	4.0	mg/L	MCAWW 160.2	04/23/98	8113204
	Dilution Factor: 1					

BAKER ENVIRONMENTAL, INC.

Lab Name:QUANTERRA

SDG Number:

Matrix: (soil/water) WATER

Lab Sample ID:H8D170170 004

Method: SW846 8260A

Volatile Organics, GC/MS (8260A)

Sample WT/Vol: 5 / mL

Date Received: 04/17/98

Work Order: CGHN5101

Date Extracted:04/25/98

Dilution factor: 1

Date Analyzed: 04/25/98

Moisture %:NA

QC Batch: 8115106

Client Sample Id: IR06-GW32-98B

CAS NO.	COMPOUND	CONCENTRATION UNITS:	
		(ug/L or ug/kg)	ug/L Q
74-87-3	Chloromethane	10	U
74-83-9	Bromomethane	10	U
75-01-4	Vinyl chloride	10	U
75-00-3	Chloroethane	10	U
75-09-2	Methylene chloride	5.0	U
67-64-1	Acetone	20	U
75-15-0	Carbon disulfide	5.0	U
75-35-4	1,1-Dichloroethene	5.0	U
75-34-3	1,1-Dichloroethane	5.0	U
540-59-0	1,2-Dichloroethene (total)	5.0	U
67-66-3	Chloroform	0.87	J
107-06-2	1,2-Dichloroethane	5.0	U
78-93-3	2-Butanone	20	U
71-55-6	1,1,1-Trichloroethane	5.0	U
56-23-5	Carbon tetrachloride	5.0	U
75-27-4	Bromodichloromethane	5.0	U
78-87-5	1,2-Dichloropropane	5.0	U
10061-01-5	cis-1,3-Dichloropropene	5.0	U
79-01-6	Trichloroethene	1.3	J
124-48-1	Dibromochloromethane	5.0	U
79-00-5	1,1,2-Trichloroethane	5.0	U
71-43-2	Benzene	5.0	U
10061-02-6	trans-1,3-Dichloropropene	5.0	U
75-25-2	Bromoform	5.0	U
108-10-1	4-Methyl-2-pentanone	20	U
591-78-6	2-Hexanone	20	U
127-18-4	Tetrachloroethene	5.0	U
79-34-5	1,1,2,2-Tetrachloroethane	5.0	U

BAKER ENVIRONMENTAL, INC.

Lab Name:QUANTERRA

SDG Number:

Matrix: (soil/water) WATER

Lab Sample ID:H8D170170 004

Method: SW846 8260A

Volatile Organics, GC/MS (8260A)

Sample WT/Vol: 5 / mL

Date Received: 04/17/98

Work Order: CGHN5101

Date Extracted:04/25/98

Dilution factor: 1

Date Analyzed: 04/25/98

Moisture %:NA

QC Batch: 8115106

Client Sample Id: IR06-GW32-98B

CAS NO.	COMPOUND	CONCENTRATION UNITS:	
		(ug/L or ug/kg)	ug/L Q
108-88-3	Toluene	5.0	U
108-90-7	Chlorobenzene	5.0	U
100-41-4	Ethylbenzene	5.0	U
100-42-5	Styrene	5.0	U
1330-20-7	Xylenes (total)	5.0	U

BAKER ENVIRONMENTAL, INC.

Client Sample ID: IR06-GW32-98B

TOTAL Metals

Lot-Sample #...: H8D170170-004

Matrix.....: WATER

Date Sampled...: 04/16/98

Date Received...: 04/17/98

<u>PARAMETER</u>	<u>RESULT</u>	<u>REPORTING LIMIT</u>	<u>UNITS</u>	<u>METHOD</u>	<u>PREPARATION- ANALYSIS DATE</u>	<u>WORK ORDER #</u>
Prep Batch #...: 8121135						
Mercury	ND	0.20	ug/L	ICLP ILM03.0	05/05/98	CGHN510R
		Dilution Factor: 1		Analysis Time...: 15:21		
Prep Batch #...: 8124109						
Aluminum	106 B	200	ug/L	ICLP ILM03.0	05/04-05/05/98	CGHN5102
		Dilution Factor: 1		Analysis Time...: 21:07		
Arsenic	ND	10.0	ug/L	ICLP ILM03.0	05/04-05/05/98	CGHN510M
		Dilution Factor: 1		Analysis Time...: 12:55		
Lead	ND	3.0	ug/L	ICLP ILM03.0	05/04-05/05/98	CGHN510N
		Dilution Factor: 1		Analysis Time...: 12:55		
Antimony	ND	60.0	ug/L	ICLP ILM03.0	05/04-05/05/98	CGHN5103
		Dilution Factor: 1		Analysis Time...: 21:07		
Barium	21.7 B	200	ug/L	ICLP ILM03.0	05/04-05/05/98	CGHN5104
		Dilution Factor: 1		Analysis Time...: 21:07		
Selenium	ND	5.0	ug/L	ICLP ILM03.0	05/04-05/05/98	CGHN510P
		Dilution Factor: 1		Analysis Time...: 12:55		
Beryllium	ND	5.0	ug/L	ICLP ILM03.0	05/04-05/05/98	CGHN5105
		Dilution Factor: 1		Analysis Time...: 21:07		
Thallium	ND	10.0	ug/L	ICLP ILM03.0	05/04-05/05/98	CGHN510Q
		Dilution Factor: 1		Analysis Time...: 12:55		
Cadmium	ND	5.0	ug/L	ICLP ILM03.0	05/04-05/05/98	CGHN5106
		Dilution Factor: 1		Analysis Time...: 21:07		
Calcium	4990 B	5000	ug/L	ICLP ILM03.0	05/04-05/05/98	CGHN5107
		Dilution Factor: 1		Analysis Time...: 21:07		
Chromium	ND	10.0	ug/L	ICLP ILM03.0	05/04-05/05/98	CGHN5108
		Dilution Factor: 1		Analysis Time...: 21:07		
Cobalt	ND	50.0	ug/L	ICLP ILM03.0	05/04-05/05/98	CGHN5109
		Dilution Factor: 1		Analysis Time...: 21:07		
Copper	2.7 B	25.0	ug/L	ICLP ILM03.0	05/04-05/05/98	CGHN510A
		Dilution Factor: 1		Analysis Time...: 21:07		

(Continued on next page)

BAKER ENVIRONMENTAL, INC.

Client Sample ID: IR06-GW32-98B

TOTAL Metals

Lot-Sample #....: H8D170170-004

Matrix.....: WATER

PARAMETER	RESULT	REPORTING		METHOD	PREPARATION-	WORK
		LIMIT	UNITS		ANALYSIS DATE	ORDER #
Iron	43.3 B	100	ug/L	ICLP ILM03.0	05/04-05/05/98	CGHN510C
		Dilution Factor: 1		Analysis Time...: 21:07		
Magnesium	2130 B	5000	ug/L	ICLP ILM03.0	05/04-05/05/98	CGHN510D
		Dilution Factor: 1		Analysis Time...: 21:07		
Manganese	5.0 B	15.0	ug/L	ICLP ILM03.0	05/04-05/05/98	CGHN510E
		Dilution Factor: 1		Analysis Time...: 21:07		
Nickel	ND	40.0	ug/L	ICLP ILM03.0	05/04-05/05/98	CGHN510F
		Dilution Factor: 1		Analysis Time...: 21:07		
Potassium	1110 B	5000	ug/L	ICLP ILM03.0	05/04-05/05/98	CGHN510G
		Dilution Factor: 1		Analysis Time...: 21:07		
Silver	ND	10.0	ug/L	ICLP ILM03.0	05/04-05/05/98	CGHN510H
		Dilution Factor: 1		Analysis Time...: 21:07		
Sodium	6860	5000	ug/L	ICLP ILM03.0	05/04-05/05/98	CGHN510I
		Dilution Factor: 1		Analysis Time...: 21:07		
Vanadium	ND	50.0	ug/L	ICLP ILM03.0	05/04-05/05/98	CGHN510K
		Dilution Factor: 1		Analysis Time...: 21:07		
Zinc	44.7	20.0	ug/L	ICLP ILM03.0	05/04-05/05/98	CGHN510L
		Dilution Factor: 1		Analysis Time...: 21:07		

NOTE(S) :

B Estimated result. Result is less than RL.

BAKER ENVIRONMENTAL, INC.

Client Sample ID: IR06-GW32-98B

General Chemistry

Lot-Sample #....: H8D170170-004

Work Order #....: CGHN5

Matrix.....: WATER

Date Sampled....: 04/16/98

Date Received...: 04/17/98

<u>PARAMETER</u>	<u>RESULT</u>	<u>RL</u>	<u>UNITS</u>	<u>METHOD</u>	<u>PREPARATION- ANALYSIS DATE</u>	<u>PREP BATCH #</u>
Total Dissolved Solids	56	10	mg/L	MCAWW 160.1	04/20-04/21/98	8110128
	Dilution Factor: 1					
Total Suspended Solids	ND	4.0	mg/L	MCAWW 160.2	04/20/98	8110138
	Dilution Factor: 1					

BAKER ENVIRONMENTAL, INC.

Lab Name:QUANTERRA

SDG Number:

Matrix: (soil/water) WATER

Lab Sample ID:H8D170170 005

Method: SW846 8260A

Volatile Organics, GC/MS (8260A)

Sample WT/Vol: 5 / mL

Date Received: 04/17/98

Work Order: CGHN720R

Date Extracted:04/27/98

Dilution factor: 1

Date Analyzed: 04/27/98

Moisture %:NA

QC Batch: 8115124

Client Sample Id: IR06-GW33-98B -RE 1

CAS NO.	COMPOUND	CONCENTRATION UNITS:	
		(ug/L or ug/kg)	Q
74-87-3	Chloromethane	10	U
74-83-9	Bromomethane	10	U
75-01-4	Vinyl chloride	10	U
75-00-3	Chloroethane	10	U
75-09-2	Methylene chloride	5.0	U
67-64-1	Acetone	20	U
75-15-0	Carbon disulfide	5.0	U
75-35-4	1,1-Dichloroethene	5.0	U
75-34-3	1,1-Dichloroethane	5.0	U
540-59-0	1,2-Dichloroethene (total)	5.0	U
67-66-3	Chloroform	5.0	U
107-06-2	1,2-Dichloroethane	5.0	U
78-93-3	2-Butanone	20	U
71-55-6	1,1,1-Trichloroethane	5.0	U
56-23-5	Carbon tetrachloride	5.0	U
75-27-4	Bromodichloromethane	5.0	U
78-87-5	1,2-Dichloropropane	5.0	U
10061-01-5	cis-1,3-Dichloropropene	5.0	U
79-01-6	Trichloroethene	0.96	J
124-48-1	Dibromochloromethane	5.0	U
79-00-5	1,1,2-Trichloroethane	5.0	U
71-43-2	Benzene	5.0	U
10061-02-6	trans-1,3-Dichloropropene	5.0	U
75-25-2	Bromoform	5.0	U
108-10-1	4-Methyl-2-pentanone	20	U
591-78-6	2-Hexanone	20	U
127-18-4	Tetrachloroethene	5.0	U
79-34-5	1,1,2,2-Tetrachloroethane	5.0	U

BAKER ENVIRONMENTAL, INC.

Lab Name:QUANTERRA

SDG Number:

Matrix: (soil/water) WATER

Lab Sample ID:H8D170170 005

Method: SW846 8260A

Volatile Organics, GC/MS (8260A)

Sample WT/Vol: 5 / mL

Date Received: 04/17/98

Work Order: CGHN720R

Date Extracted:04/27/98

Dilution factor: 1

Date Analyzed: 04/27/98

Moisture %:NA

QC Batch: 8115124

Client Sample Id: IR06-GW33-98B -RE 1

CAS NO.	COMPOUND	CONCENTRATION UNITS:		Q
		(ug/L or ug/kg)	ug/L	
108-88-3	Toluene	5.0		U
108-90-7	Chlorobenzene	5.0		U
100-41-4	Ethylbenzene	5.0		U
100-42-5	Styrene	5.0		U
1330-20-7	Xylenes (total)	5.0		U

BAKER ENVIRONMENTAL, INC.

Client Sample ID: IR06-GW33-98B

TOTAL Metals

Lot-Sample #...: H8D170170-005

Matrix.....: WATER

Date Sampled...: 04/15/98

Date Received...: 04/17/98

PARAMETER	RESULT	REPORTING LIMIT	UNITS	METHOD	PREPARATION- ANALYSIS DATE	WORK ORDER #
Prep Batch #...: 8121135						
Mercury	ND	0.20	ug/L	ICLP ILM03.0	05/05/98	CGHN710Q
		Dilution Factor: 1		Analysis Time...: 15:24		
Prep Batch #...: 8124109						
Aluminum	346	200	ug/L	ICLP ILM03.0	05/04-05/05/98	CGHN7101
		Dilution Factor: 1		Analysis Time...: 21:12		
Arsenic	ND	10.0	ug/L	ICLP ILM03.0	05/04-05/05/98	CGHN710L
		Dilution Factor: 1		Analysis Time...: 13:01		
Lead	ND	3.0	ug/L	ICLP ILM03.0	05/04-05/05/98	CGHN710M
		Dilution Factor: 1		Analysis Time...: 13:01		
Antimony	ND	60.0	ug/L	ICLP ILM03.0	05/04-05/05/98	CGHN7102
		Dilution Factor: 1		Analysis Time...: 21:12		
Barium	36.3 B	200	ug/L	ICLP ILM03.0	05/04-05/05/98	CGHN7103
		Dilution Factor: 1		Analysis Time...: 21:12		
Selenium	ND	5.0	ug/L	ICLP ILM03.0	05/04-05/05/98	CGHN710N
		Dilution Factor: 1		Analysis Time...: 13:01		
Beryllium	ND	5.0	ug/L	ICLP ILM03.0	05/04-05/05/98	CGHN7104
		Dilution Factor: 1		Analysis Time...: 21:12		
Thallium	ND	10.0	ug/L	ICLP ILM03.0	05/04-05/05/98	CGHN710P
		Dilution Factor: 1		Analysis Time...: 13:01		
Cadmium	ND	5.0	ug/L	ICLP ILM03.0	05/04-05/05/98	CGHN7105
		Dilution Factor: 1		Analysis Time...: 21:12		
Calcium	1370 B	5000	ug/L	ICLP ILM03.0	05/04-05/05/98	CGHN7106
		Dilution Factor: 1		Analysis Time...: 21:12		
Chromium	ND	10.0	ug/L	ICLP ILM03.0	05/04-05/05/98	CGHN7107
		Dilution Factor: 1		Analysis Time...: 21:12		
Cobalt	ND	50.0	ug/L	ICLP ILM03.0	05/04-05/05/98	CGHN7108
		Dilution Factor: 1		Analysis Time...: 21:12		
Copper	4.5 B	25.0	ug/L	ICLP ILM03.0	05/04-05/05/98	CGHN7109
		Dilution Factor: 1		Analysis Time...: 21:12		

(Continued on next page)

BAKER ENVIRONMENTAL, INC.

Client Sample ID: IR06-GW33-98B

TOTAL Metals

Lot-Sample #....: H8D170170-005

Matrix.....: WATER

PARAMETER	RESULT	REPORTING		METHOD	PREPARATION-	WORK
		LIMIT	UNITS		ANALYSIS DATE	ORDER #
Iron	165	100	ug/L	ICLP ILM03.0	05/04-05/05/98	CGHN710A
		Dilution Factor: 1		Analysis Time...: 21:12		
Magnesium	2320 B	5000	ug/L	ICLP ILM03.0	05/04-05/05/98	CGHN710C
		Dilution Factor: 1		Analysis Time...: 21:12		
Manganese	8.1 B	15.0	ug/L	ICLP ILM03.0	05/04-05/05/98	CGHN710D
		Dilution Factor: 1		Analysis Time...: 21:12		
Nickel	ND	40.0	ug/L	ICLP ILM03.0	05/04-05/05/98	CGHN710E
		Dilution Factor: 1		Analysis Time...: 21:12		
Potassium	651 B	5000	ug/L	ICLP ILM03.0	05/04-05/05/98	CGHN710F
		Dilution Factor: 1		Analysis Time...: 21:12		
Silver	ND	10.0	ug/L	ICLP ILM03.0	05/04-05/05/98	CGHN710G
		Dilution Factor: 1		Analysis Time...: 21:12		
Sodium	8070	5000	ug/L	ICLP ILM03.0	05/04-05/05/98	CGHN710H
		Dilution Factor: 1		Analysis Time...: 21:12		
Vanadium	ND	50.0	ug/L	ICLP ILM03.0	05/04-05/05/98	CGHN710J
		Dilution Factor: 1		Analysis Time...: 21:12		
Zinc	87.3	20.0	ug/L	ICLP ILM03.0	05/04-05/05/98	CGHN710K
		Dilution Factor: 1		Analysis Time...: 21:12		

NOTE(S) :

B Estimated result. Result is less than RL.

BAKER ENVIRONMENTAL, INC.

Client Sample ID: IR06-GW33-98B

General Chemistry

Lot-Sample #....: H8D170170-005 Work Order #....: CGHN7 Matrix.....: WATER
 Date Sampled....: 04/15/98 Date Received...: 04/17/98

<u>PARAMETER</u>	<u>RESULT</u>	<u>RL</u>	<u>UNITS</u>	<u>METHOD</u>	<u>PREPARATION- ANALYSIS DATE</u>	<u>PREP BATCH #</u>
Total Dissolved Solids	47	10	mg/L	MCAWW 160.1	04/20-04/21/98	8110128
	Dilution Factor: 1					
Total Suspended Solids	ND	4.0	mg/L	MCAWW 160.2	04/20/98	8110131
	Dilution Factor: 1					

BAKER ENVIRONMENTAL, INC.

Lab Name:QUANTERRA

SDG Number:

Matrix: (soil/water) WATER

Lab Sample ID:H8D170170 006

Method: SW846 8260A

Volatile Organics, GC/MS (8260A)

Sample WT/Vol: 5 / mL

Date Received: 04/17/98

Work Order: CGHN810R

Date Extracted:04/25/98

Dilution factor: 1

Date Analyzed: 04/25/98

Moisture %:NA

QC Batch: 8115106

Client Sample Id: IR06-GW34-98B

CAS NO.	COMPOUND	CONCENTRATION UNITS:	
		(ug/L or ug/kg)	Q
74-87-3	Chloromethane	10	U
74-83-9	Bromomethane	10	U
75-01-4	Vinyl chloride	10	U
75-00-3	Chloroethane	10	U
75-09-2	Methylene chloride	5.0	U
67-64-1	Acetone	20	U
75-15-0	Carbon disulfide	5.0	U
75-35-4	1,1-Dichloroethene	5.0	U
75-34-3	1,1-Dichloroethane	5.0	U
540-59-0	1,2-Dichloroethene (total)	130	
67-66-3	Chloroform	2.6	J
107-06-2	1,2-Dichloroethane	5.0	U
78-93-3	2-Butanone	20	U
71-55-6	1,1,1-Trichloroethane	2.7	J
56-23-5	Carbon tetrachloride	5.0	U
75-27-4	Bromodichloromethane	5.0	U
78-87-5	1,2-Dichloropropane	5.0	U
10061-01-5	cis-1,3-Dichloropropene	5.0	U
79-01-6	Trichloroethene	290	E
124-48-1	Dibromochloromethane	5.0	U
79-00-5	1,1,2-Trichloroethane	38	
71-43-2	Benzene	5.0	U
10061-02-6	trans-1,3-Dichloropropene	5.0	U
75-25-2	Bromoform	5.0	U
108-10-1	4-Methyl-2-pentanone	20	U
591-78-6	2-Hexanone	20	U
127-18-4	Tetrachloroethene	230	E
79-34-5	1,1,2,2-Tetrachloroethane	2900	E

BAKER ENVIRONMENTAL, INC.

Lab Name:QUANTERRA

SDG Number:

Matrix: (soil/water) WATER

Lab Sample ID:H8D170170 006

Method: SW846 8260A

Volatile Organics, GC/MS (8260A)

Sample WT/Vol: 5 / mL

Date Received: 04/17/98

Work Order: CGHN810R

Date Extracted:04/25/98

Dilution factor: 1

Date Analyzed: 04/25/98

Moisture %:NA

QC Batch: 8115106

Client Sample Id: IR06-GW34-98B

CAS NO.	COMPOUND	CONCENTRATION UNITS:		Q
		(ug/L or ug/kg)	ug/L	
108-88-3	Toluene	5.0		U
108-90-7	Chlorobenzene	5.0		U
100-41-4	Ethylbenzene	5.0		U
100-42-5	Styrene	5.0		U
1330-20-7	Xylenes (total)	5.0		U

BAKER ENVIRONMENTAL, INC.

Lab Name:QUANTERRA

SDG Number:

Matrix: (soil/water) WATER

Lab Sample ID:H8D170170 006

Method: SW846 8260A

Volatile Organics, GC/MS (8260A)

Sample WT/Vol: 5 / mL

Date Received: 04/17/98

Work Order: CGHN830R

Date Extracted:04/27/98

Dilution factor: 40

Date Analyzed: 04/27/98

Moisture %:NA

QC Batch: 8115124

Client Sample Id: IR06-GW34-98B -RE 2

CAS NO.	COMPOUND	CONCENTRATION UNITS:	
		(ug/L or ug/kg)	ug/L Q
79-01-6	Trichloroethene	250	D
127-18-4	Tetrachloroethene	170	J D
79-34-5	1,1,2,2-Tetrachloroethane	7000	D

BAKER ENVIRONMENTAL, INC.

Client Sample ID: IR06-GW34-98B

TOTAL Metals

Lot-Sample #...: H8D170170-006

Matrix.....: WATER

Date Sampled...: 04/16/98

Date Received...: 04/17/98

PARAMETER	RESULT	REPORTING		METHOD	PREPARATION- ANALYSIS DATE	WORK ORDER #
		LIMIT	UNITS			
Prep Batch #...: 8121135						
Mercury	ND	0.20	ug/L	ICLP ILM03.0	05/05/98	CGHN810Q
		Dilution Factor: 1		Analysis Time...: 15:26		
Prep Batch #...: 8124109						
Aluminum	919	200	ug/L	ICLP ILM03.0	05/04-05/05/98	CGHN8101
		Dilution Factor: 1		Analysis Time...: 21:17		
Arsenic	ND	10.0	ug/L	ICLP ILM03.0	05/04-05/05/98	CGHN810L
		Dilution Factor: 1		Analysis Time...: 13:09		
Lead	1.2 B	3.0	ug/L	ICLP ILM03.0	05/04-05/05/98	CGHN810M
		Dilution Factor: 1		Analysis Time...: 13:09		
Antimony	ND	60.0	ug/L	ICLP ILM03.0	05/04-05/05/98	CGHN8102
		Dilution Factor: 1		Analysis Time...: 21:17		
Barium	99.3 B	200	ug/L	ICLP ILM03.0	05/04-05/05/98	CGHN8103
		Dilution Factor: 1		Analysis Time...: 21:17		
Selenium	20.6	5.0	ug/L	ICLP ILM03.0	05/04-05/05/98	CGHN810N
		Dilution Factor: 1		Analysis Time...: 13:09		
Beryllium	ND	5.0	ug/L	ICLP ILM03.0	05/04-05/05/98	CGHN8104
		Dilution Factor: 1		Analysis Time...: 21:17		
Thallium	ND	10.0	ug/L	ICLP ILM03.0	05/04-05/05/98	CGHN810P
		Dilution Factor: 1		Analysis Time...: 13:09		
Cadmium	ND	5.0	ug/L	ICLP ILM03.0	05/04-05/05/98	CGHN8105
		Dilution Factor: 1		Analysis Time...: 21:17		
Calcium	7630	5000	ug/L	ICLP ILM03.0	05/04-05/05/98	CGHN8106
		Dilution Factor: 1		Analysis Time...: 21:17		
Chromium	ND	10.0	ug/L	ICLP ILM03.0	05/04-05/05/98	CGHN8107
		Dilution Factor: 1		Analysis Time...: 21:17		
Cobalt	ND	50.0	ug/L	ICLP ILM03.0	05/04-05/05/98	CGHN8108
		Dilution Factor: 1		Analysis Time...: 21:17		
Copper	7.8 B	25.0	ug/L	ICLP ILM03.0	05/04-05/05/98	CGHN8109
		Dilution Factor: 1		Analysis Time...: 21:17		

(Continued on next page)

BAKER ENVIRONMENTAL, INC.

Client Sample ID: IR06-GW34-98B

TOTAL Metals

Lot-Sample #...: H8D170170-006

Matrix.....: WATER

PARAMETER	RESULT	REPORTING		METHOD	PREPARATION-	WORK
		LIMIT	UNITS		ANALYSIS DATE	ORDER #
Iron	29.2 B	100	ug/L	ICLP ILM03.0	05/04-05/05/98	CGHN810A
		Dilution Factor: 1		Analysis Time...: 21:17		
Magnesium	8380	5000	ug/L	ICLP ILM03.0	05/04-05/05/98	CGHN810C
		Dilution Factor: 1		Analysis Time...: 21:17		
Manganese	31.5	15.0	ug/L	ICLP ILM03.0	05/04-05/05/98	CGHN810D
		Dilution Factor: 1		Analysis Time...: 21:17		
Nickel	ND	40.0	ug/L	ICLP ILM03.0	05/04-05/05/98	CGHN810E
		Dilution Factor: 1		Analysis Time...: 21:17		
Potassium	11200	5000	ug/L	ICLP ILM03.0	05/04-05/05/98	CGHN810F
		Dilution Factor: 1		Analysis Time...: 21:17		
Silver	ND	10.0	ug/L	ICLP ILM03.0	05/04-05/05/98	CGHN810G
		Dilution Factor: 1		Analysis Time...: 21:17		
Sodium	12900	5000	ug/L	ICLP ILM03.0	05/04-05/05/98	CGHN810H
		Dilution Factor: 1		Analysis Time...: 21:17		
Vanadium	ND	50.0	ug/L	ICLP ILM03.0	05/04-05/05/98	CGHN810J
		Dilution Factor: 1		Analysis Time...: 21:17		
Zinc	98.0	20.0	ug/L	ICLP ILM03.0	05/04-05/05/98	CGHN810K
		Dilution Factor: 1		Analysis Time...: 21:17		

NOTE(S):

B Estimated result. Result is less than RL.

BAKER ENVIRONMENTAL, INC.

Client Sample ID: IR06-GW34-98B

General Chemistry

Lot-Sample #...: H8D170170-006 Work Order #...: CGHN8 Matrix.....: WATER
 Date Sampled...: 04/16/98 Date Received...: 04/17/98

<u>PARAMETER</u>	<u>RESULT</u>	<u>RL</u>	<u>UNITS</u>	<u>METHOD</u>	<u>PREPARATION- ANALYSIS DATE</u>	<u>PREP BATCH #</u>
Total Dissolved Solids	150	10	mg/L	MCAWW 160.1	04/20-04/21/98	8110128
	Dilution Factor: 1					
Total Suspended Solids	ND	4.0	mg/L	MCAWW 160.2	04/20/98	8110138
	Dilution Factor: 1					

BAKER ENVIRONMENTAL, INC.

Lab Name:QUANTERRA

SDG Number:

Matrix: (soil/water) WATER

Lab Sample ID:H8D210145 002

Method: SW846 8260A

Volatile Organics, GC/MS (8260A)

Sample WT/Vol: 5 / mL

Date Received: 04/21/98

Work Order: CGKK810R

Date Extracted:04/27/98

Dilution factor: 1

Date Analyzed: 04/27/98

Moisture %:NA

QC Batch: 8117139

Client Sample Id: IR06-GW35D-98B

CONCENTRATION UNITS:

CAS NO.	COMPOUND	(ug/L or ug/kg) ug/L	Q
74-87-3	Chloromethane	10	U
74-83-9	Bromomethane	10	U
75-01-4	Vinyl chloride	10	U
75-00-3	Chloroethane	10	U
75-09-2	Methylene chloride	1.2	J
67-64-1	Acetone	20	U
75-15-0	Carbon disulfide	5.0	U
75-35-4	1,1-Dichloroethene	5.0	U
75-34-3	1,1-Dichloroethane	5.0	U
540-59-0	1,2-Dichloroethene (total)	5.0	U
67-66-3	Chloroform	5.0	U
107-06-2	1,2-Dichloroethane	5.0	U
78-93-3	2-Butanone	20	U
71-55-6	1,1,1-Trichloroethane	5.0	U
56-23-5	Carbon tetrachloride	5.0	U
75-27-4	Bromodichloromethane	5.0	U
78-87-5	1,2-Dichloropropane	5.0	U
10061-01-5	cis-1,3-Dichloropropene	5.0	U
79-01-6	Trichloroethene	5.0	U
124-48-1	Dibromochloromethane	5.0	U
79-00-5	1,1,2-Trichloroethane	5.0	U
71-43-2	Benzene	5.0	U
10061-02-6	trans-1,3-Dichloropropene	5.0	U
75-25-2	Bromoform	5.0	U
108-10-1	4-Methyl-2-pentanone	20	U
591-78-6	2-Hexanone	20	U
127-18-4	Tetrachloroethene	5.0	U
79-34-5	1,1,2,2-Tetrachloroethane	5.0	U

BAKER ENVIRONMENTAL, INC.

Lab Name:QUANTERRA

SDG Number:

Matrix: (soil/water) WATER

Lab Sample ID:H8D210145 002

Method: SW846 8260A

Volatile Organics, GC/MS (8260A)

Sample WT/Vol: 5 / mL

Date Received: 04/21/98

Work Order: CGKK810R

Date Extracted:04/27/98

Dilution factor: 1

Date Analyzed: 04/27/98

Moisture %:NA

QC Batch: 8117139

Client Sample Id: IR06-GW35D-98B

CAS NO.	COMPOUND	CONCENTRATION UNITS:	
		(ug/L or ug/kg)	ug/L Q
108-88-3	Toluene	5.0	U
108-90-7	Chlorobenzene	5.0	U
100-41-4	Ethylbenzene	5.0	U
100-42-5	Styrene	5.0	U
1330-20-7	Xylenes (total)	5.0	U

BAKER ENVIRONMENTAL, INC.

Client Sample ID: IR06-GW35D-98B

TOTAL Metals

Lot-Sample #....: H8D210145-002

Matrix.....: WATER

Date Sampled....: 04/19/98

Date Received...: 04/21/98

PARAMETER	RESULT	REPORTING LIMIT	UNITS	METHOD	PREPARATION- ANALYSIS DATE	WORK ORDER #
Prep Batch #....: 8125153						
Mercury	ND	0.20	ug/L	ICLP ILM03.0	05/05-05/06/98	CGKK810Q
		Dilution Factor: 1		Analysis Time...: 09:35		
Prep Batch #....: 8126120						
Aluminum	37.8 B	200	ug/L	ICLP ILM03.0	05/06-05/13/98	CGKK8101
		Dilution Factor: 1		Analysis Time...: 15:53		
Arsenic	ND	10.0	ug/L	ICLP ILM03.0	05/06-05/16/98	CGKK810L
		Dilution Factor: 1		Analysis Time...: 18:10		
Lead	ND	3.0	ug/L	ICLP ILM03.0	05/06-05/16/98	CGKK810M
		Dilution Factor: 1		Analysis Time...: 18:10		
Antimony	ND	60.0	ug/L	ICLP ILM03.0	05/06-05/13/98	CGKK8102
		Dilution Factor: 1		Analysis Time...: 15:53		
Barium	10.8 B	200	ug/L	ICLP ILM03.0	05/06-05/13/98	CGKK8103
		Dilution Factor: 1		Analysis Time...: 15:53		
Selenium	ND	5.0	ug/L	ICLP ILM03.0	05/06-05/16/98	CGKK810N
		Dilution Factor: 1		Analysis Time...: 18:10		
Beryllium	ND	5.0	ug/L	ICLP ILM03.0	05/06-05/13/98	CGKK8104
		Dilution Factor: 1		Analysis Time...: 15:53		
Thallium	ND	10.0	ug/L	ICLP ILM03.0	05/06-05/16/98	CGKK810P
		Dilution Factor: 1		Analysis Time...: 18:10		
Cadmium	ND	5.0	ug/L	ICLP ILM03.0	05/06-05/13/98	CGKK8105
		Dilution Factor: 1		Analysis Time...: 15:53		
Calcium	79400	5000	ug/L	ICLP ILM03.0	05/06-05/13/98	CGKK8106
		Dilution Factor: 1		Analysis Time...: 15:53		
Chromium	ND	10.0	ug/L	ICLP ILM03.0	05/06-05/13/98	CGKK8107
		Dilution Factor: 1		Analysis Time...: 15:53		
Cobalt	ND	50.0	ug/L	ICLP ILM03.0	05/06-05/13/98	CGKK8108
		Dilution Factor: 1		Analysis Time...: 15:53		
Copper	ND	25.0	ug/L	ICLP ILM03.0	05/06-05/13/98	CGKK8109
		Dilution Factor: 1		Analysis Time...: 15:53		

(Continued on next page)

BAKER ENVIRONMENTAL, INC.

Client Sample ID: IR06-GW35D-98B

TOTAL Metals

Lot-Sample #...: H8D210145-002

Matrix.....: WATER

PARAMETER	RESULT	REPORTING		METHOD	PREPARATION-	WORK
		LIMIT	UNITS		ANALYSIS DATE	ORDER #
Iron	797	100	ug/L	ICLP ILM03.0	05/06-05/13/98	CGKK810A
		Dilution Factor: 1		Analysis Time...: 15:53		
Magnesium	1850 B	5000	ug/L	ICLP ILM03.0	05/06-05/13/98	CGKK810C
		Dilution Factor: 1		Analysis Time...: 15:53		
Manganese	31.3	15.0	ug/L	ICLP ILM03.0	05/06-05/13/98	CGKK810D
		Dilution Factor: 1		Analysis Time...: 15:53		
Nickel	ND	40.0	ug/L	ICLP ILM03.0	05/06-05/13/98	CGKK810E
		Dilution Factor: 1		Analysis Time...: 15:53		
Potassium	1040 B	5000	ug/L	ICLP ILM03.0	05/06-05/13/98	CGKK810F
		Dilution Factor: 1		Analysis Time...: 15:53		
Silver	ND	10.0	ug/L	ICLP ILM03.0	05/06-05/13/98	CGKK810G
		Dilution Factor: 1		Analysis Time...: 15:53		
Sodium	7040	5000	ug/L	ICLP ILM03.0	05/06-05/13/98	CGK I
		Dilution Factor: 1		Analysis Time...: 15:53		
Vanadium	18.7 B	50.0	ug/L	ICLP ILM03.0	05/06-05/13/98	CGKK810J
		Dilution Factor: 1		Analysis Time...: 15:53		
Zinc	9.4 B	20.0	ug/L	ICLP ILM03.0	05/06-05/13/98	CGKK810K
		Dilution Factor: 1		Analysis Time...: 15:53		

NOTE(S) :

B Estimated result. Result is less than RL.

BAKER ENVIRONMENTAL, INC.

Client Sample ID: IR06-GW35D-98B

General Chemistry

Lot-Sample #...: H8D210145-002 Work Order #...: CGKK8 Matrix.....: WATER
 Date Sampled...: 04/19/98 11:45 Date Received...: 04/21/98

<u>PARAMETER</u>	<u>RESULT</u>	<u>RL</u>	<u>UNITS</u>	<u>METHOD</u>	<u>PREPARATION- ANALYSIS DATE</u>	<u>PREP BATCH #</u>
Total Dissolved Solids	200	10	mg/L	MCAWW 160.1	04/23-04/24/98	8113202
	Dilution Factor: 1					
Total Suspended Solids	ND	4.0	mg/L	MCAWW 160.2	04/23/98	8113204
	Dilution Factor: 1					

BAKER ENVIRONMENTAL, INC.

Lab Name:QUANTERRA

SDG Number:

Matrix: (soil/water) WATER

Lab Sample ID:H8D210145 003

Method: SW846 8260A

Volatile Organics, GC/MS (8260A)

Sample WT/Vol: 5 / mL

Date Received: 04/21/98

Work Order: CGKKA10R

Date Extracted:04/27/98

Dilution factor: 1

Date Analyzed: 04/27/98

Moisture %:NA

QC Batch: 8117139

Client Sample Id: IR06-GW36D-98B

CAS NO.	COMPOUND	CONCENTRATION UNITS:	
		(ug/L or ug/kg)	Q
74-87-3	Chloromethane	10	U
74-83-9	Bromomethane	10	U
75-01-4	Vinyl chloride	10	U
75-00-3	Chloroethane	10	U
75-09-2	Methylene chloride	5.0	U
67-64-1	Acetone	20	U
75-15-0	Carbon disulfide	5.0	U
75-35-4	1,1-Dichloroethene	5.0	U
75-34-3	1,1-Dichloroethane	5.0	U
540-59-0	1,2-Dichloroethene (total)	5.0	U
67-66-3	Chloroform	5.0	U
107-06-2	1,2-Dichloroethane	5.0	U
78-93-3	2-Butanone	20	U
71-55-6	1,1,1-Trichloroethane	5.0	U
56-23-5	Carbon tetrachloride	5.0	U
75-27-4	Bromodichloromethane	5.0	U
78-87-5	1,2-Dichloropropane	5.0	U
10061-01-5	cis-1,3-Dichloropropene	5.0	U
79-01-6	Trichloroethene	5.0	U
124-48-1	Dibromochloromethane	5.0	U
79-00-5	1,1,2-Trichloroethane	5.0	U
71-43-2	Benzene	5.0	U
10061-02-6	trans-1,3-Dichloropropene	5.0	U
75-25-2	Bromoform	5.0	U
108-10-1	4-Methyl-2-pentanone	20	U
591-78-6	2-Hexanone	20	U
127-18-4	Tetrachloroethene	5.0	U
79-34-5	1,1,2,2-Tetrachloroethane	5.0	U

BAKER ENVIRONMENTAL, INC.

Lab Name:QUANTERRA

SDG Number:

Matrix: (soil/water) WATER

Lab Sample ID:H8D210145 003

Method: SW846 8260A

Volatile Organics, GC/MS (8260A)

Sample WT/Vol: 5 / mL

Date Received: 04/21/98

Work Order: CGKKA10R

Date Extracted:04/27/98

Dilution factor: 1

Date Analyzed: 04/27/98

Moisture %:NA

QC Batch: 8117139

Client Sample Id: IR06-GW36D-98B

CAS NO.	COMPOUND	CONCENTRATION UNITS:	
		(ug/L or ug/kg)	ug/L Q
108-88-3	Toluene	5.0	U
108-90-7	Chlorobenzene	5.0	U
100-41-4	Ethylbenzene	5.0	U
100-42-5	Styrene	5.0	U
1330-20-7	Xylenes (total)	5.0	U

BAKER ENVIRONMENTAL, INC.

Client Sample ID: IR06-GW36D-98B

TOTAL Metals

Lot-Sample #...: H8D210145-003

Matrix.....: WATER

Date Sampled...: 04/19/98

Date Received...: 04/21/98

PARAMETER	RESULT	REPORTING		METHOD	PREPARATION- ANALYSIS DATE	WORK ORDER #
		LIMIT	UNITS			
Prep Batch #...: 8125153						
Mercury	ND	0.20	ug/L	ICLP ILM03.0	05/05-05/06/98	CGKKA10Q
		Dilution Factor: 1		Analysis Time...: 09:42		
Prep Batch #...: 8126120						
Aluminum	23.2 B	200	ug/L	ICLP ILM03.0	05/06-05/13/98	CGKKA101
		Dilution Factor: 1		Analysis Time...: 15:58		
Arsenic	ND	10.0	ug/L	ICLP ILM03.0	05/06-05/16/98	CGKKA10L
		Dilution Factor: 1		Analysis Time...: 18:15		
Lead	7.6	3.0	ug/L	ICLP ILM03.0	05/06-05/16/98	CGKKA10M
		Dilution Factor: 1		Analysis Time...: 18:15		
Antimony	ND	60.0	ug/L	ICLP ILM03.0	05/06-05/13/98	CGKKA102
		Dilution Factor: 1		Analysis Time...: 15:58		
Barium	5.5 B	200	ug/L	ICLP ILM03.0	05/06-05/13/98	CGKKA103
		Dilution Factor: 1		Analysis Time...: 15:58		
Selenium	ND	5.0	ug/L	ICLP ILM03.0	05/06-05/16/98	CGKKA10N
		Dilution Factor: 1		Analysis Time...: 18:15		
Beryllium	ND	5.0	ug/L	ICLP ILM03.0	05/06-05/13/98	CGKKA104
		Dilution Factor: 1		Analysis Time...: 15:58		
Thallium	ND	10.0	ug/L	ICLP ILM03.0	05/06-05/16/98	CGKKA10P
		Dilution Factor: 1		Analysis Time...: 18:15		
Cadmium	ND	5.0	ug/L	ICLP ILM03.0	05/06-05/13/98	CGKKA105
		Dilution Factor: 1		Analysis Time...: 15:58		
Calcium	69500	5000	ug/L	ICLP ILM03.0	05/06-05/13/98	CGKKA106
		Dilution Factor: 1		Analysis Time...: 15:58		
Chromium	3.8 B	10.0	ug/L	ICLP ILM03.0	05/06-05/13/98	CGKKA107
		Dilution Factor: 1		Analysis Time...: 15:58		
Cobalt	ND	50.0	ug/L	ICLP ILM03.0	05/06-05/13/98	CGKKA108
		Dilution Factor: 1		Analysis Time...: 15:58		
Copper	4.1 B	25.0	ug/L	ICLP ILM03.0	05/06-05/13/98	CGKKA109
		Dilution Factor: 1		Analysis Time...: 15:58		

(Continued on next page)

BAKER ENVIRONMENTAL, INC.

Client Sample ID: IR06-GW36D-98B

TOTAL Metals

Lot-Sample #...: H8D210145-003

Matrix.....: WATER

PARAMETER	RESULT	REPORTING		METHOD	PREPARATION-	WORK
		LIMIT	UNITS		ANALYSIS DATE	ORDER #
Iron	739	100	ug/L	ICLP ILM03.0	05/06-05/13/98	CGKKA10A
		Dilution Factor: 1		Analysis Time...: 15:58		
Magnesium	1500 B	5000	ug/L	ICLP ILM03.0	05/06-05/13/98	CGKKA10C
		Dilution Factor: 1		Analysis Time...: 15:58		
Manganese	33.6	15.0	ug/L	ICLP ILM03.0	05/06-05/13/98	CGKKA10D
		Dilution Factor: 1		Analysis Time...: 15:58		
Nickel	ND	40.0	ug/L	ICLP ILM03.0	05/06-05/13/98	CGKKA10E
		Dilution Factor: 1		Analysis Time...: 15:58		
Potassium	1460 B	5000	ug/L	ICLP ILM03.0	05/06-05/13/98	CGKKA10F
		Dilution Factor: 1		Analysis Time...: 15:58		
Silver	ND	10.0	ug/L	ICLP ILM03.0	05/06-05/13/98	CGKKA10G
		Dilution Factor: 1		Analysis Time...: 15:58		
Sodium	5360	5000	ug/L	ICLP ILM03.0	05/06-05/13/98	CGKKA10H
		Dilution Factor: 1		Analysis Time...: 15:58		
Vanadium	19.0 B	50.0	ug/L	ICLP ILM03.0	05/06-05/13/98	CGKKA10J
		Dilution Factor: 1		Analysis Time...: 15:58		
Zinc	10.3 B	20.0	ug/L	ICLP ILM03.0	05/06-05/13/98	CGKKA10K
		Dilution Factor: 1		Analysis Time...: 15:58		

NOTE(S) :

B Estimated result. Result is less than RL.

BAKER ENVIRONMENTAL, INC.

Client Sample ID: IR06-GW36D-98B

General Chemistry

Lot-Sample #....: H8D210145-003 Work Order #....: CGKKA Matrix.....: WATER
Date Sampled....: 04/19/98 16:15 Date Received...: 04/21/98

<u>PARAMETER</u>	<u>RESULT</u>	<u>RL</u>	<u>UNITS</u>	<u>METHOD</u>	<u>PREPARATION- ANALYSIS DATE</u>	<u>PREP BATCH #</u>
Total Dissolved Solids	170	10	mg/L	MCAWW 160.1	04/23-04/24/98	8113202
	Dilution Factor: 1					
Total Suspended Solids	ND	4.0	mg/L	MCAWW 160.2	04/23/98	8113204
	Dilution Factor: 1					

BAKER ENVIRONMENTAL, INC.

Lab Name:QUANTERRA

SDG Number:

Matrix: (soil/water) WATER

Lab Sample ID:H8D210145 004

Method: SW846 8260A

Volatile Organics, GC/MS (8260A)

Sample WT/Vol: 5 / mL

Date Received: 04/21/98

Work Order: CGKKC10R

Date Extracted:04/27/98

Dilution factor: 2

Date Analyzed: 04/27/98

Moisture %:NA

QC Batch: 8117139

Client Sample Id: IR06-GW37D-98B

CAS NO.	COMPOUND	CONCENTRATION UNITS:	
		(ug/L or ug/kg)	ug/L
74-87-3	Chloromethane	20	U
74-83-9	Bromomethane	20	U
75-01-4	Vinyl chloride	17	J
75-00-3	Chloroethane	20	U
75-09-2	Methylene chloride	10	U
67-64-1	Acetone	40	U
75-15-0	Carbon disulfide	10	U
75-35-4	1,1-Dichloroethene	10	U
75-34-3	1,1-Dichloroethane	10	U
540-59-0	1,2-Dichloroethene (total)	210	
67-66-3	Chloroform	10	U
107-06-2	1,2-Dichloroethane	10	U
78-93-3	2-Butanone	40	U
71-55-6	1,1,1-Trichloroethane	10	U
56-23-5	Carbon tetrachloride	10	U
75-27-4	Bromodichloromethane	10	U
78-87-5	1,2-Dichloropropane	10	U
10061-01-5	cis-1,3-Dichloropropene	10	U
79-01-6	Trichloroethene	3.1	J
124-48-1	Dibromochloromethane	10	U
79-00-5	1,1,2-Trichloroethane	10	U
71-43-2	Benzene	5.3	J
10061-02-6	trans-1,3-Dichloropropene	10	U
75-25-2	Bromoform	10	U
108-10-1	4-Methyl-2-pentanone	40	U
591-78-6	2-Hexanone	40	U
127-18-4	Tetrachloroethene	10	U
79-34-5	1,1,2,2-Tetrachloroethane	10	U

BAKER ENVIRONMENTAL, INC.

Lab Name:QUANTERRA

SDG Number:

Matrix: (soil/water) WATER

Lab Sample ID:H8D210145 004

Method: SW846 8260A

Volatile Organics, GC/MS (8260A)

Sample WT/Vol: 5 / mL

Date Received: 04/21/98

Work Order: CGKKC10R

Date Extracted:04/27/98

Dilution factor: 2

Date Analyzed: 04/27/98

Moisture %:NA

QC Batch: 8117139

Client Sample Id: IR06-GW37D-98B

CAS NO.	COMPOUND	CONCENTRATION UNITS:	
		(ug/L or ug/kg)	ug/L
108-88-3	Toluene	10	U
108-90-7	Chlorobenzene	10	U
100-41-4	Ethylbenzene	10	U
100-42-5	Styrene	10	U
1330-20-7	Xylenes (total)	10	U

BAKER ENVIRONMENTAL, INC.

Client Sample ID: IR06-GW37D-98B

TOTAL Metals

Lot-Sample #...: H8D210145-004

Matrix.....: WATER

Date Sampled...: 04/19/98

Date Received...: 04/21/98

PARAMETER	RESULT	REPORTING		METHOD	PREPARATION- ANALYSIS DATE	WORK ORDER #
		LIMIT	UNITS			
Prep Batch #...: 8125153						
Mercury	ND	0.20	ug/L	ICLP ILM03.0	05/05-05/06/98	CGKKC10Q
		Dilution Factor: 1		Analysis Time...: 09:50		
Prep Batch #...: 8126120						
Aluminum	36.9 B	200	ug/L	ICLP ILM03.0	05/06-05/13/98	CGKKC101
		Dilution Factor: 1		Analysis Time...: 16:28		
Arsenic	ND	10.0	ug/L	ICLP ILM03.0	05/06-05/16/98	CGKKC10L
		Dilution Factor: 1		Analysis Time...: 18:49		
Lead	ND	3.0	ug/L	ICLP ILM03.0	05/06-05/16/98	CGKKC10M
		Dilution Factor: 1		Analysis Time...: 18:49		
Antimony	ND	60.0	ug/L	ICLP ILM03.0	05/06-05/13/98	CGKKC102
		Dilution Factor: 1		Analysis Time...: 16:28		
Barium	7.1 B	200	ug/L	ICLP ILM03.0	05/06-05/13/98	CGKKC103
		Dilution Factor: 1		Analysis Time...: 16:28		
Selenium	ND	5.0	ug/L	ICLP ILM03.0	05/06-05/16/98	CGKKC10N
		Dilution Factor: 1		Analysis Time...: 18:49		
Beryllium	ND	5.0	ug/L	ICLP ILM03.0	05/06-05/13/98	CGKKC104
		Dilution Factor: 1		Analysis Time...: 16:28		
Thallium	ND	10.0	ug/L	ICLP ILM03.0	05/06-05/16/98	CGKKC10P
		Dilution Factor: 1		Analysis Time...: 18:49		
Cadmium	ND	5.0	ug/L	ICLP ILM03.0	05/06-05/13/98	CGKKC105
		Dilution Factor: 1		Analysis Time...: 16:28		
Calcium	50300	5000	ug/L	ICLP ILM03.0	05/06-05/13/98	CGKKC106
		Dilution Factor: 1		Analysis Time...: 16:28		
Chromium	ND	10.0	ug/L	ICLP ILM03.0	05/06-05/13/98	CGKKC107
		Dilution Factor: 1		Analysis Time...: 16:28		
Cobalt	ND	50.0	ug/L	ICLP ILM03.0	05/06-05/13/98	CGKKC108
		Dilution Factor: 1		Analysis Time...: 16:28		
Copper	2.4 B	25.0	ug/L	ICLP ILM03.0	05/06-05/13/98	CGKKC109
		Dilution Factor: 1		Analysis Time...: 16:28		

(Continued on next page)

BAKER ENVIRONMENTAL, INC.

Client Sample ID: IR06-GW37D-98B

TOTAL Metals

Lot-Sample #...: H8D210145-004

Matrix.....: WATER

PARAMETER	RESULT	REPORTING		METHOD	PREPARATION-	WORK
		LIMIT	UNITS		ANALYSIS DATE	ORDER #
Iron	345	100	ug/L	ICLP ILM03.0	05/06-05/13/98	CGKKC10A
		Dilution Factor: 1		Analysis Time...: 16:28		
Magnesium	1130 B	5000	ug/L	ICLP ILM03.0	05/06-05/13/98	CGKKC10C
		Dilution Factor: 1		Analysis Time...: 16:28		
Manganese	7.7 B	15.0	ug/L	ICLP ILM03.0	05/06-05/13/98	CGKKC10D
		Dilution Factor: 1		Analysis Time...: 16:28		
Nickel	ND	40.0	ug/L	ICLP ILM03.0	05/06-05/13/98	CGKKC10E
		Dilution Factor: 1		Analysis Time...: 16:28		
Potassium	ND	5000	ug/L	ICLP ILM03.0	05/06-05/13/98	CGKKC10F
		Dilution Factor: 1		Analysis Time...: 16:28		
Silver	ND	10.0	ug/L	ICLP ILM03.0	05/06-05/13/98	CGKKC10G
		Dilution Factor: 1		Analysis Time...: 16:28		
Sodium	4430 B	5000	ug/L	ICLP ILM03.0	05/06-05/13/98	CGKKC10H
		Dilution Factor: 1		Analysis Time...: 16:28		
Vanadium	16.8 B	50.0	ug/L	ICLP ILM03.0	05/06-05/13/98	CGKKC10J
		Dilution Factor: 1		Analysis Time...: 16:28		
Zinc	145	20.0	ug/L	ICLP ILM03.0	05/06-05/13/98	CGKKC10K
		Dilution Factor: 1		Analysis Time...: 16:28		

NOTE(S) :

B Estimated result. Result is less than RL.

BAKER ENVIRONMENTAL, INC.

Client Sample ID: IR06-GW37D-98B

General Chemistry

Lot-Sample #....: H8D210145-004 Work Order #....: CGKKC Matrix.....: WATER
 Date Sampled....: 04/19/98 12:40 Date Received...: 04/21/98

<u>PARAMETER</u>	<u>RESULT</u>	<u>RL</u>	<u>UNITS</u>	<u>METHOD</u>	<u>PREPARATION- ANALYSIS DATE</u>	<u>PREP BATCH #</u>
Total Dissolved Solids	150	10	mg/L	MCAWW 160.1	04/23-04/24/98	8113202
	Dilution Factor: 1					
Total Suspended Solids	ND	4.0	mg/L	MCAWW 160.2	04/23/98	8113204
	Dilution Factor: 1					

BAKER ENVIRONMENTAL, INC.

Lab Name:QUANTERRA

SDG Number:

Matrix: (soil/water) WATER

Lab Sample ID:H8D180129 007

Method: SW846 8260A

Volatile Organics, GC/MS (8260A)

Sample WT/Vol: 5 / mL

Date Received: 04/18/98

Work Order: CGJ2D10R

Date Extracted:04/25/98

Dilution factor: 1

Date Analyzed: 04/25/98

Moisture %:NA

QC Batch: 8115106

Client Sample Id: IR06-GW38D-98B

CAS NO.	COMPOUND	CONCENTRATION UNITS:	
		(ug/L or ug/kg)	ug/L Q
74-87-3	Chloromethane	10	U
74-83-9	Bromomethane	10	U
75-01-4	Vinyl chloride	10	U
75-00-3	Chloroethane	10	U
75-09-2	Methylene chloride	5.0	U
67-64-1	Acetone	20	U
75-15-0	Carbon disulfide	5.0	U
75-35-4	1,1-Dichloroethene	5.0	U
75-34-3	1,1-Dichloroethane	5.0	U
540-59-0	1,2-Dichloroethene (total)	5.0	U
67-66-3	Chloroform	5.0	U
107-06-2	1,2-Dichloroethane	5.0	U
78-93-3	2-Butanone	20	U
71-55-6	1,1,1-Trichloroethane	5.0	U
56-23-5	Carbon tetrachloride	5.0	U
75-27-4	Bromodichloromethane	5.0	U
78-87-5	1,2-Dichloropropane	5.0	U
10061-01-5	cis-1,3-Dichloropropene	5.0	U
79-01-6	Trichloroethene	2.5	J
124-48-1	Dibromochloromethane	5.0	U
79-00-5	1,1,2-Trichloroethane	5.0	U
71-43-2	Benzene	5.0	U
10061-02-6	trans-1,3-Dichloropropene	5.0	U
75-25-2	Bromoform	5.0	U
108-10-1	4-Methyl-2-pentanone	20	U
591-78-6	2-Hexanone	20	U
127-18-4	Tetrachloroethene	5.0	U
79-34-5	1,1,2,2-Tetrachloroethane	5.0	U

BAKER ENVIRONMENTAL, INC.

Lab Name:QUANTERRA

SDG Number:

Matrix: (soil/water) WATER

Lab Sample ID:H8D180129 007

Method: SW846 8260A

Volatile Organics, GC/MS (8260A)

Sample WT/Vol: 5 / mL

Date Received: 04/18/98

Work Order: CGJ2D10R

Date Extracted:04/25/98

Dilution factor: 1

Date Analyzed: 04/25/98

Moisture %:NA

QC Batch: 8115106

Client Sample Id: IR06-GW38D-98B

CAS NO.	COMPOUND	CONCENTRATION UNITS:	
		(ug/L or ug/kg)	ug/L Q
108-88-3	Toluene	5.0	U
108-90-7	Chlorobenzene	5.0	U
100-41-4	Ethylbenzene	5.0	U
100-42-5	Styrene	5.0	U
1330-20-7	Xylenes (total)	5.0	U

BAKER ENVIRONMENTAL, INC.

Client Sample ID: IR06-GW38D-98B

TOTAL Metals

Lot-Sample #...: H8D180129-007

Matrix.....: WATER

Date Sampled...: 04/17/98

Date Received...: 04/18/98

PARAMETER	RESULT	REPORTING		METHOD	PREPARATION- ANALYSIS DATE	WORK ORDER #
		LIMIT	UNITS			
Prep Batch #...: 8121135						
Mercury	ND	0.20	ug/L	ICLP ILM03.0	05/05/98	CGJ2D10Q
		Dilution Factor: 1		Analysis Time...: 15:49		
Prep Batch #...: 8124109						
Aluminum	41.5 B	200	ug/L	ICLP ILM03.0	05/04-05/05/98	CGJ2D101
		Dilution Factor: 1		Analysis Time...: 22:22		
Arsenic	ND	10.0	ug/L	ICLP ILM03.0	05/04-05/05/98	CGJ2D10L
		Dilution Factor: 1		Analysis Time...: 14:04		
Lead	ND	3.0	ug/L	ICLP ILM03.0	05/04-05/05/98	CGJ2D10M
		Dilution Factor: 1		Analysis Time...: 14:04		
Antimony	ND	60.0	ug/L	ICLP ILM03.0	05/04-05/05/98	CGJ2D102
		Dilution Factor: 1		Analysis Time...: 22:22		
Barium	ND	200	ug/L	ICLP ILM03.0	05/04-05/05/98	CGJ2D103
		Dilution Factor: 1		Analysis Time...: 22:22		
Selenium	ND	5.0	ug/L	ICLP ILM03.0	05/04-05/05/98	CGJ2D10N
		Dilution Factor: 1		Analysis Time...: 14:04		
Beryllium	ND	5.0	ug/L	ICLP ILM03.0	05/04-05/05/98	CGJ2D104
		Dilution Factor: 1		Analysis Time...: 22:22		
Thallium	ND	10.0	ug/L	ICLP ILM03.0	05/04-05/05/98	CGJ2D10P
		Dilution Factor: 1		Analysis Time...: 14:04		
Cadmium	ND	5.0	ug/L	ICLP ILM03.0	05/04-05/05/98	CGJ2D105
		Dilution Factor: 1		Analysis Time...: 22:22		
Calcium	2960 B	5000	ug/L	ICLP ILM03.0	05/04-05/05/98	CGJ2D106
		Dilution Factor: 1		Analysis Time...: 22:22		
Chromium	ND	10.0	ug/L	ICLP ILM03.0	05/04-05/05/98	CGJ2D107
		Dilution Factor: 1		Analysis Time...: 22:22		
Cobalt	ND	50.0	ug/L	ICLP ILM03.0	05/04-05/05/98	CGJ2D108
		Dilution Factor: 1		Analysis Time...: 22:22		
Copper	3.6 B	25.0	ug/L	ICLP ILM03.0	05/04-05/05/98	CGJ2D109
		Dilution Factor: 1		Analysis Time...: 22:22		

(Continued on next page)

BAKER ENVIRONMENTAL, INC.

Client Sample ID: IR06-GW38D-98B

TOTAL Metals

Lot-Sample #....: H8D180129-007

Matrix.....: WATER

PARAMETER	RESULT	REPORTING LIMIT	UNITS	METHOD	PREPARATION- ANALYSIS DATE	WORK ORDER #
Iron	21.8 B	100	ug/L	ICLP ILM03.0	05/04-05/05/98	CGJ2D10A
		Dilution Factor: 1		Analysis Time...: 22:22		
Magnesium	1370 B	5000	ug/L	ICLP ILM03.0	05/04-05/05/98	CGJ2D10C
		Dilution Factor: 1		Analysis Time...: 22:22		
Manganese	ND	15.0	ug/L	ICLP ILM03.0	05/04-05/05/98	CGJ2D10D
		Dilution Factor: 1		Analysis Time...: 22:22		
Nickel	ND	40.0	ug/L	ICLP ILM03.0	05/04-05/05/98	CGJ2D10E
		Dilution Factor: 1		Analysis Time...: 22:22		
Potassium	10500	5000	ug/L	ICLP ILM03.0	05/04-05/05/98	CGJ2D10F
		Dilution Factor: 1		Analysis Time...: 22:22		
Silver	ND	10.0	ug/L	ICLP ILM03.0	05/04-05/05/98	CGJ2D10G
		Dilution Factor: 1		Analysis Time...: 22:22		
Sodium	209000	5000	ug/L	ICLP ILM03.0	05/04-05/05/98	CGJ2D10H
		Dilution Factor: 1		Analysis Time...: 22:22		
Vanadium	ND	50.0	ug/L	ICLP ILM03.0	05/04-05/05/98	CGJ2D10J
		Dilution Factor: 1		Analysis Time...: 22:22		
Zinc	32.5	20.0	ug/L	ICLP ILM03.0	05/04-05/05/98	CGJ2D10K
		Dilution Factor: 1		Analysis Time...: 22:22		

NOTE(S) :

B Estimated result. Result is less than RL.

BAKER ENVIRONMENTAL, INC.

Client Sample ID: IR06-GW38D-98B

General Chemistry

Lot-Sample #....: H8D180129-007 Work Order #....: CGJ2D Matrix.....: WATER
Date Sampled....: 04/17/98 13:10 Date Received...: 04/18/98

<u>PARAMETER</u>	<u>RESULT</u>	<u>RL</u>	<u>UNITS</u>	<u>METHOD</u>	<u>PREPARATION- ANALYSIS DATE</u>	<u>PREP BATCH #</u>
Total Dissolved Solids	720	10	mg/L	MCAWW 160.1	04/22-04/23/98	8112253
	Dilution Factor: 1					
Total Suspended Solids	ND	4.0	mg/L	MCAWW 160.2	04/23/98	8113207
	Dilution Factor: 1					

BAKER ENVIRONMENTAL, INC.

Lab Name:QUANTERRA

SDG Number:

Matrix: (soil/water) WATER

Lab Sample ID:H8D200134 004

Method: SW846 8260A

Volatile Organics, GC/MS (8260A)

Sample WT/Vol: 5 / mL

Date Received: 04/20/98

Work Order: CGJH210R

Date Extracted:04/27/98

Dilution factor: 1

Date Analyzed: 04/27/98

Moisture %:NA

QC Batch: 8117139

Client Sample Id: IR06-GW40DW-98B

CAS NO.	COMPOUND	CONCENTRATION UNITS:	
		(ug/L or ug/kg)	ug/L
74-87-3	Chloromethane	10	U
74-83-9	Bromomethane	10	U
75-01-4	Vinyl chloride	10	U
75-00-3	Chloroethane	10	U
75-09-2	Methylene chloride	5.0	U
67-64-1	Acetone	9.6	J
75-15-0	Carbon disulfide	5.0	U
75-35-4	1,1-Dichloroethene	5.0	U
75-34-3	1,1-Dichloroethane	5.0	U
540-59-0	1,2-Dichloroethene (total)	5.0	U
67-66-3	Chloroform	5.0	U
107-06-2	1,2-Dichloroethane	5.0	U
78-93-3	2-Butanone	20	U
71-55-6	1,1,1-Trichloroethane	5.0	U
56-23-5	Carbon tetrachloride	5.0	U
75-27-4	Bromodichloromethane	5.0	U
78-87-5	1,2-Dichloropropane	5.0	U
10061-01-5	cis-1,3-Dichloropropene	5.0	U
79-01-6	Trichloroethene	5.0	U
124-48-1	Dibromochloromethane	5.0	U
79-00-5	1,1,2-Trichloroethane	5.0	U
71-43-2	Benzene	5.0	U
10061-02-6	trans-1,3-Dichloropropene	5.0	U
75-25-2	Bromoform	5.0	U
108-10-1	4-Methyl-2-pentanone	20	U
591-78-6	2-Hexanone	20	U
127-18-4	Tetrachloroethene	5.0	U
79-34-5	1,1,2,2-Tetrachloroethane	5.0	U

BAKER ENVIRONMENTAL, INC.

Lab Name:QUANTERRA

SDG Number:

Matrix: (soil/water) WATER

Lab Sample ID:H8D200134 004

Method: SW846 8260A

Volatile Organics, GC/MS (8260A)

Sample WT/Vol: 5 / mL

Date Received: 04/20/98

Work Order: CGJH210R

Date Extracted:04/27/98

Dilution factor: 1

Date Analyzed: 04/27/98

Moisture %:NA

QC Batch: 8117139

Client Sample Id: IR06-GW40DW-98B

CAS NO.	COMPOUND	CONCENTRATION UNITS:		Q
		(ug/L or ug/kg)	ug/L	
108-88-3	Toluene	5.0		U
108-90-7	Chlorobenzene	5.0		U
100-41-4	Ethylbenzene	5.0		U
100-42-5	Styrene	5.0		U
1330-20-7	Xylenes (total)	5.0		U

BAKER ENVIRONMENTAL, INC.

Client Sample ID: IR06-GW40DW-98B

TOTAL Metals

Lot-Sample #...: H8D200134-004

Matrix.....: WATER

Date Sampled...: 04/17/98

Date Received...: 04/20/98

PARAMETER	RESULT	REPORTING		METHOD	PREPARATION- ANALYSIS DATE	WORK ORDER #
		LIMIT	UNITS			
Prep Batch #...: 8121135						
Mercury	ND	0.20	ug/L	ICLP ILM03.0	05/05/98	CGJH2100
		Dilution Factor: 1		Analysis Time...: 16:04		
Prep Batch #...: 8124109						
Aluminum	ND	200	ug/L	ICLP ILM03.0	05/04-05/05/98	CGJH2101
		Dilution Factor: 1		Analysis Time...: 22:42		
Arsenic	ND	10.0	ug/L	ICLP ILM03.0	05/04-05/05/98	CGJH2101
		Dilution Factor: 1		Analysis Time...: 14:37		
Lead	ND	3.0	ug/L	ICLP ILM03.0	05/04-05/05/98	CGJH2100
		Dilution Factor: 1		Analysis Time...: 14:37		
Antimony	ND	60.0	ug/L	ICLP ILM03.0	05/04-05/05/98	CGJH2102
		Dilution Factor: 1		Analysis Time...: 22:42		
Barium	5.9 B	200	ug/L	ICLP ILM03.0	05/04-05/05/98	CGJH2103
		Dilution Factor: 1		Analysis Time...: 22:42		
Selenium	ND	5.0	ug/L	ICLP ILM03.0	05/04-05/05/98	CGJH2100
		Dilution Factor: 1		Analysis Time...: 14:37		
Beryllium	ND	5.0	ug/L	ICLP ILM03.0	05/04-05/05/98	CGJH2104
		Dilution Factor: 1		Analysis Time...: 22:42		
Thallium	ND	10.0	ug/L	ICLP ILM03.0	05/04-05/05/98	CGJH2101
		Dilution Factor: 1		Analysis Time...: 14:37		
Cadmium	ND	5.0	ug/L	ICLP ILM03.0	05/04-05/05/98	CGJH2105
		Dilution Factor: 1		Analysis Time...: 22:42		
Calcium	63300	5000	ug/L	ICLP ILM03.0	05/04-05/05/98	CGJH2100
		Dilution Factor: 1		Analysis Time...: 22:42		
Chromium	3.5 B	10.0	ug/L	ICLP ILM03.0	05/04-05/05/98	CGJH2101
		Dilution Factor: 1		Analysis Time...: 22:42		
Cobalt	ND	50.0	ug/L	ICLP ILM03.0	05/04-05/05/98	CGJH2108
		Dilution Factor: 1		Analysis Time...: 22:42		
Copper	1.8 B	25.0	ug/L	ICLP ILM03.0	05/04-05/05/98	CGJH2109
		Dilution Factor: 1		Analysis Time...: 22:42		

(Continued on next page)

BAKER ENVIRONMENTAL, INC.

Client Sample ID: IR06-GW40DW-98B

TOTAL Metals

Lot-Sample #...: H8D200134-004

Matrix.....: WATER

PARAMETER	RESULT	REPORTING LIMIT	UNITS	METHOD	PREPARATION- ANALYSIS DATE	WORK ORDER #
Iron	682	100	ug/L	ICLP ILM03.0	05/04-05/05/98	CGJH210A
			Dilution Factor: 1	Analysis Time...: 22:42		
Magnesium	1380 B	5000	ug/L	ICLP ILM03.0	05/04-05/05/98	CGJH210C
			Dilution Factor: 1	Analysis Time...: 22:42		
Manganese	15.6	15.0	ug/L	ICLP ILM03.0	05/04-05/05/98	CGJH210D
			Dilution Factor: 1	Analysis Time...: 22:42		
Nickel	ND	40.0	ug/L	ICLP ILM03.0	05/04-05/05/98	CGJH210E
			Dilution Factor: 1	Analysis Time...: 22:42		
Potassium	1030 B	5000	ug/L	ICLP ILM03.0	05/04-05/05/98	CGJH210F
			Dilution Factor: 1	Analysis Time...: 22:42		
Silver	ND	10.0	ug/L	ICLP ILM03.0	05/04-05/05/98	CGJH210G
			Dilution Factor: 1	Analysis Time...: 22:42		
Sodium	4510 B	5000	ug/L	ICLP ILM03.0	05/04-05/05/98	CGJI I
			Dilution Factor: 1	Analysis Time...: 22:42		
Vanadium	18.4 B	50.0	ug/L	ICLP ILM03.0	05/04-05/05/98	CGJH210J
			Dilution Factor: 1	Analysis Time...: 22:42		
Zinc	24.1	20.0	ug/L	ICLP ILM03.0	05/04-05/05/98	CGJH210K
			Dilution Factor: 1	Analysis Time...: 22:42		

NOTE(S) :

B Estimated result. Result is less than RL.

BAKER ENVIRONMENTAL, INC.

Client Sample ID: IR06-GW40DW-98B

General Chemistry

Lot-Sample #....: H8D200134-004 Work Order #....: CGJH2 Matrix.....: WATER
Date Sampled....: 04/17/98 Date Received...: 04/20/98

<u>PARAMETER</u>	<u>RESULT</u>	<u>RL</u>	<u>UNITS</u>	<u>METHOD</u>	<u>PREPARATION- ANALYSIS DATE</u>	<u>PREP BATCH #</u>
Total Dissolved Solids	170	10	mg/L	MCAWW 160.1	04/22-04/23/98	8112253
			Dilution Factor: 1			
Total Suspended Solids	ND	4.0	mg/L	MCAWW 160.2	04/23/98	8113207
			Dilution Factor: 1			

BAKER ENVIRONMENTAL, INC.

Lab Name:QUANTERRA

SDG Number:

Matrix: (soil/water) WATER

Lab Sample ID:H8D200134 005

Method: SW846 8260A

Volatile Organics, GC/MS (8260A)

Sample WT/Vol: 5 / mL

Date Received: 04/20/98

Work Order: CGJH310R

Date Extracted:04/27/98

Dilution factor: 1

Date Analyzed: 04/27/98

Moisture %:NA

QC Batch: 8117139

Client Sample Id: IR06-GW40DWA-98B

CAS NO.	COMPOUND	CONCENTRATION UNITS:	
		(ug/L or ug/kg)	ug/L Q
74-87-3	Chloromethane	10	U
74-83-9	Bromomethane	10	U
75-01-4	Vinyl chloride	10	U
75-00-3	Chloroethane	10	U
75-09-2	Methylene chloride	5.0	U
67-64-1	Acetone	7.8	J
75-15-0	Carbon disulfide	5.0	U
75-35-4	1,1-Dichloroethene	5.0	U
75-34-3	1,1-Dichloroethane	5.0	U
540-59-0	1,2-Dichloroethene (total)	5.0	U
67-66-3	Chloroform	5.0	U
107-06-2	1,2-Dichloroethane	5.0	U
78-93-3	2-Butanone	20	U
71-55-6	1,1,1-Trichloroethane	5.0	U
56-23-5	Carbon tetrachloride	5.0	U
75-27-4	Bromodichloromethane	5.0	U
78-87-5	1,2-Dichloropropane	5.0	U
10061-01-5	cis-1,3-Dichloropropene	5.0	U
79-01-6	Trichloroethene	4.4	J
124-48-1	Dibromochloromethane	5.0	U
79-00-5	1,1,2-Trichloroethane	5.0	U
71-43-2	Benzene	5.0	U
10061-02-6	trans-1,3-Dichloropropene	5.0	U
75-25-2	Bromoform	5.0	U
108-10-1	4-Methyl-2-pentanone	20	U
591-78-6	2-Hexanone	20	U
127-18-4	Tetrachloroethene	5.0	U
79-34-5	1,1,2,2-Tetrachloroethane	5.0	U

BAKER ENVIRONMENTAL, INC.

Lab Name:QUANTERRA

SDG Number:

Matrix: (soil/water) WATER

Lab Sample ID:H8D200134 005

Method: SW846 8260A

Volatile Organics, GC/MS (8260A)

Sample WT/Vol: 5 / mL

Date Received: 04/20/98

Work Order: CGJH310R

Date Extracted:04/27/98

Dilution factor: 1

Date Analyzed: 04/27/98

Moisture %:NA

QC Batch: 8117139

Client Sample Id: IR06-GW40DWA-98B

CAS NO.	COMPOUND	CONCENTRATION UNITS:	
		(ug/L or ug/kg)	ug/L
108-88-3	Toluene	5.0	U
108-90-7	Chlorobenzene	5.0	U
100-41-4	Ethylbenzene	5.0	U
100-42-5	Styrene	5.0	U
1330-20-7	Xylenes (total)	5.0	U

BAKER ENVIRONMENTAL, INC.

Client Sample ID: IR06-GW40DWA-98B

TOTAL Metals

Lot-Sample #...: H8D200134-005

Matrix.....: WATER

Date Sampled...: 04/17/98

Date Received...: 04/20/98

PARAMETER	RESULT	REPORTING		METHOD	PREPARATION- ANALYSIS DATE	WORK ORDER #
		LIMIT	UNITS			
Prep Batch #...: 8121135						
Mercury	ND	0.20	ug/L	ICLP ILM03.0	05/05/98	CGJH3100
		Dilution Factor: 1		Analysis Time...: 16:06		
Prep Batch #...: 8124109						
Aluminum	292	200	ug/L	ICLP ILM03.0	05/04-05/05/98	CGJH3101
		Dilution Factor: 1		Analysis Time...: 22:47		
Arsenic	ND	10.0	ug/L	ICLP ILM03.0	05/04-05/05/98	CGJH310L
		Dilution Factor: 1		Analysis Time...: 14:42		
Lead	2.1 B	3.0	ug/L	ICLP ILM03.0	05/04-05/05/98	CGJH310M
		Dilution Factor: 1		Analysis Time...: 14:42		
Antimony	ND	60.0	ug/L	ICLP ILM03.0	05/04-05/05/98	CGJH3102
		Dilution Factor: 1		Analysis Time...: 22:47		
Barium	5.6 B	200	ug/L	ICLP ILM03.0	05/04-05/05/98	CGJH3103
		Dilution Factor: 1		Analysis Time...: 22:47		
Selenium	ND	5.0	ug/L	ICLP ILM03.0	05/04-05/05/98	CGJH310N
		Dilution Factor: 1		Analysis Time...: 14:42		
Beryllium	ND	5.0	ug/L	ICLP ILM03.0	05/04-05/05/98	CGJH3104
		Dilution Factor: 1		Analysis Time...: 22:47		
Thallium	ND	10.0	ug/L	ICLP ILM03.0	05/04-05/05/98	CGJH310P
		Dilution Factor: 1		Analysis Time...: 14:42		
Cadmium	ND	5.0	ug/L	ICLP ILM03.0	05/04-05/05/98	CGJH3105
		Dilution Factor: 1		Analysis Time...: 22:47		
Calcium	22900	5000	ug/L	ICLP ILM03.0	05/04-05/05/98	CGJH3106
		Dilution Factor: 1		Analysis Time...: 22:47		
Chromium	7.1 B	10.0	ug/L	ICLP ILM03.0	05/04-05/05/98	CGJH3107
		Dilution Factor: 1		Analysis Time...: 22:47		
Cobalt	ND	50.0	ug/L	ICLP ILM03.0	05/04-05/05/98	CGJH3108
		Dilution Factor: 1		Analysis Time...: 22:47		
Copper	3.0 B	25.0	ug/L	ICLP ILM03.0	05/04-05/05/98	CGJH3109
		Dilution Factor: 1		Analysis Time...: 22:47		

(Continued on next page)

BAKER ENVIRONMENTAL, INC.

Client Sample ID: IR06-GW40DWA-98B

TOTAL Metals

Lot-Sample #...: H8D200134-005

Matrix.....: WATER

PARAMETER	RESULT	REPORTING		METHOD	PREPARATION-	WORK
		LIMIT	UNITS		ANALYSIS DATE	ORDER #
Iron	547	100	ug/L	ICLP ILM03.0	05/04-05/05/98	CGJH310E
		Dilution Factor: 1		Analysis Time...: 22:47		
Magnesium	11300	5000	ug/L	ICLP ILM03.0	05/04-05/05/98	CGJH310C
		Dilution Factor: 1		Analysis Time...: 22:47		
Manganese	10.5 B	15.0	ug/L	ICLP ILM03.0	05/04-05/05/98	CGJH310I
		Dilution Factor: 1		Analysis Time...: 22:47		
Nickel	ND	40.0	ug/L	ICLP ILM03.0	05/04-05/05/98	CGJH310E
		Dilution Factor: 1		Analysis Time...: 22:47		
Potassium	25600	5000	ug/L	ICLP ILM03.0	05/04-05/05/98	CGJH310F
		Dilution Factor: 1		Analysis Time...: 22:47		
Silver	ND	10.0	ug/L	ICLP ILM03.0	05/04-05/05/98	CGJH310G
		Dilution Factor: 1		Analysis Time...: 22:47		
Sodium	612000	5000	ug/L	ICLP ILM03.0	05/04-05/05/98	CGJH310E
		Dilution Factor: 1		Analysis Time...: 22:47		
Vanadium	ND	50.0	ug/L	ICLP ILM03.0	05/04-05/05/98	CGJH310J
		Dilution Factor: 1		Analysis Time...: 22:47		
Zinc	29.3	20.0	ug/L	ICLP ILM03.0	05/04-05/05/98	CGJH310K
		Dilution Factor: 1		Analysis Time...: 22:47		

NOTE(S) :

B Estimated result. Result is less than RL.

BAKER ENVIRONMENTAL, INC.

Client Sample ID: IR06-GW40DWA-98B

General Chemistry

Lot-Sample #....: H8D200134-005
 Date Sampled....: 04/17/98

Work Order #....: CGJH3
 Date Received...: 04/20/98

Matrix.....: WATER

<u>PARAMETER</u>	<u>RESULT</u>	<u>RL</u>	<u>UNITS</u>	<u>METHOD</u>	<u>PREPARATION- ANALYSIS DATE</u>	<u>PREP BATCH #</u>
Total Dissolved Solids	1400	20	mg/L	MCAWW 160.1	04/22-04/23/98	8112253
	Dilution Factor: 2					
Total Suspended Solids	7.0	4.0	mg/L	MCAWW 160.2	04/23/98	8113207
	Dilution Factor: 1					

BAKER ENVIRONMENTAL, INC.

Lab Name:QUANTERRA

SDG Number:

Matrix: (soil/water) WATER

Lab Sample ID:H8D210145 009

Method: SW846 8260A

Volatile Organics, GC/MS (8260A)

Sample WT/Vol: 5 / mL

Date Received: 04/21/98

Work Order: CGKKM10R

Date Extracted:04/27/98

Dilution factor: 1

Date Analyzed: 04/27/98

Moisture %:NA

QC Batch: 8117291

Client Sample Id: IR06-82GW02-98B

CAS NO.	COMPOUND	CONCENTRATION UNITS:	
		(ug/L or ug/kg)	ug/L
74-87-3	Chloromethane	10	U
74-83-9	Bromomethane	10	U
75-01-4	Vinyl chloride	10	U
75-00-3	Chloroethane	10	U
75-09-2	Methylene chloride	5.0	U
67-64-1	Acetone	20	U
75-15-0	Carbon disulfide	5.0	U
75-35-4	1,1-Dichloroethene	5.0	U
75-34-3	1,1-Dichloroethane	5.0	U
540-59-0	1,2-Dichloroethene (total)	5.0	U
67-66-3	Chloroform	5.0	U
107-06-2	1,2-Dichloroethane	5.0	U
78-93-3	2-Butanone	20	U
71-55-6	1,1,1-Trichloroethane	5.0	U
56-23-5	Carbon tetrachloride	5.0	U
75-27-4	Bromodichloromethane	5.0	U
78-87-5	1,2-Dichloropropane	5.0	U
10061-01-5	cis-1,3-Dichloropropene	5.0	U
79-01-6	Trichloroethene	5.0	U
124-48-1	Dibromochloromethane	5.0	U
79-00-5	1,1,2-Trichloroethane	5.0	U
71-43-2	Benzene	5.0	U
10061-02-6	trans-1,3-Dichloropropene	5.0	U
75-25-2	Bromoform	5.0	U
108-10-1	4-Methyl-2-pentanone	20	U
591-78-6	2-Hexanone	20	U
127-18-4	Tetrachloroethene	5.0	U
79-34-5	1,1,2,2-Tetrachloroethane	5.0	U

BAKER ENVIRONMENTAL, INC.

Lab Name:QUANTERRA

SDG Number:

Matrix: (soil/water) WATER

Lab Sample ID:H8D210145 009

Method: SW846 8260A

Volatile Organics, GC/MS (8260A)

Sample WT/Vol: 5 / mL

Date Received: 04/21/98

Work Order: CGKKM10R

Date Extracted:04/27/98

Dilution factor: 1

Date Analyzed: 04/27/98

Moisture %:NA

QC Batch: 8117291

Client Sample Id: IR06-82GW02-98B

CAS NO.	COMPOUND	CONCENTRATION UNITS:		Q
		(ug/L or ug/kg)	ug/L	
108-88-3	Toluene	5.0		U
108-90-7	Chlorobenzene	5.0		U
100-41-4	Ethylbenzene	5.0		U
100-42-5	Styrene	5.0		U
1330-20-7	Xylenes (total)	5.0		U

BAKER ENVIRONMENTAL, INC.

Client Sample ID: IR06-82GW02-98B

TOTAL Metals

Lot-Sample #...: H8D210145-009

Matrix.....: WATER

Date Sampled...: 04/18/98

Date Received...: 04/21/98

PARAMETER	RESULT	REPORTING		METHOD	PREPARATION- ANALYSIS DATE	WORK ORDER #
		LIMIT	UNITS			
Prep Batch #...: 8125153						
Mercury	ND	0.20	ug/L	ICLP ILM03.0	05/05-05/06/98	CGKKM10Q
		Dilution Factor: 1		Analysis Time...: 10:02		
Prep Batch #...: 8126120						
Aluminum	149 B	200	ug/L	ICLP ILM03.0	05/06-05/13/98	CGKKM101
		Dilution Factor: 1		Analysis Time...: 17:18		
Arsenic	ND	10.0	ug/L	ICLP ILM03.0	05/06-05/16/98	CGKKM10L
		Dilution Factor: 1		Analysis Time...: 19:45		
Lead	ND	3.0	ug/L	ICLP ILM03.0	05/06-05/16/98	CGKKM10M
		Dilution Factor: 1		Analysis Time...: 19:45		
Antimony	ND	60.0	ug/L	ICLP ILM03.0	05/06-05/13/98	CGKKM102
		Dilution Factor: 1		Analysis Time...: 17:18		
Barium	30.5 B	200	ug/L	ICLP ILM03.0	05/06-05/13/98	CGKKM103
		Dilution Factor: 1		Analysis Time...: 17:18		
Selenium	ND	5.0	ug/L	ICLP ILM03.0	05/06-05/16/98	CGKKM10N
		Dilution Factor: 1		Analysis Time...: 19:45		
Beryllium	ND	5.0	ug/L	ICLP ILM03.0	05/06-05/13/98	CGKKM104
		Dilution Factor: 1		Analysis Time...: 17:18		
Thallium	ND	10.0	ug/L	ICLP ILM03.0	05/06-05/16/98	CGKKM10E
		Dilution Factor: 1		Analysis Time...: 19:45		
Cadmium	ND	5.0	ug/L	ICLP ILM03.0	05/06-05/13/98	CGKKM10E
		Dilution Factor: 1		Analysis Time...: 17:18		
Calcium	97300	5000	ug/L	ICLP ILM03.0	05/06-05/13/98	CGKKM10E
		Dilution Factor: 1		Analysis Time...: 17:18		
Chromium	3.3 B	10.0	ug/L	ICLP ILM03.0	05/06-05/13/98	CGKKM10E
		Dilution Factor: 1		Analysis Time...: 17:18		
Cobalt	ND	50.0	ug/L	ICLP ILM03.0	05/06-05/13/98	CGKKM10E
		Dilution Factor: 1		Analysis Time...: 17:18		
Copper	2.5 B	25.0	ug/L	ICLP ILM03.0	05/06-05/13/98	CGKKM10E
		Dilution Factor: 1		Analysis Time...: 17:18		

(Continued on next page)

BAKER ENVIRONMENTAL, INC.

Client Sample ID: IR06-82GW02-98B

TOTAL Metals

Lot-Sample #...: H8D210145-009

Matrix.....: WATER

PARAMETER	RESULT	REPORTING LIMIT	UNITS	METHOD	PREPARATION- ANALYSIS DATE	WORK ORDER #
Iron	6730	100	ug/L	ICLP ILM03.0	05/06-05/13/98	CGKKM10A
			Dilution Factor: 1	Analysis Time...: 17:18		
Magnesium	7130	5000	ug/L	ICLP ILM03.0	05/06-05/13/98	CGKKM10C
			Dilution Factor: 1	Analysis Time...: 17:18		
Manganese	50.4	15.0	ug/L	ICLP ILM03.0	05/06-05/13/98	CGKKM10D
			Dilution Factor: 1	Analysis Time...: 17:18		
Nickel	ND	40.0	ug/L	ICLP ILM03.0	05/06-05/13/98	CGKKM10E
			Dilution Factor: 1	Analysis Time...: 17:18		
Potassium	ND	5000	ug/L	ICLP ILM03.0	05/06-05/13/98	CGKKM10F
			Dilution Factor: 1	Analysis Time...: 17:18		
Silver	ND	10.0	ug/L	ICLP ILM03.0	05/06-05/13/98	CGKKM10G
			Dilution Factor: 1	Analysis Time...: 17:18		
Sodium	58000	5000	ug/L	ICLP ILM03.0	05/06-05/13/98	CGKI I
			Dilution Factor: 1	Analysis Time...: 17:18		
Vanadium	20.8 B	50.0	ug/L	ICLP ILM03.0	05/06-05/13/98	CGKKM10J
			Dilution Factor: 1	Analysis Time...: 17:18		
Zinc	5.5 B	20.0	ug/L	ICLP ILM03.0	05/06-05/13/98	CGKKM10K
			Dilution Factor: 1	Analysis Time...: 17:18		

NOTE(S) :

B Estimated result. Result is less than RL.

BAKER ENVIRONMENTAL, INC.

Client Sample ID: IR06-82GW02-98B

General Chemistry

Lot-Sample #...: H8D210145-009 Work Order #...: CGKKM Matrix.....: WATER
 Date Sampled...: 04/18/98 17:10 Date Received...: 04/21/98

<u>PARAMETER</u>	<u>RESULT</u>	<u>RL</u>	<u>UNITS</u>	<u>METHOD</u>	<u>PREPARATION- ANALYSIS DATE</u>	<u>PREP BATCH #</u>
Total Dissolved Solids	450	10	mg/L	MCAWW 160.1	04/23-04/24/98	8113202
	Dilution Factor: 1					
Total Suspended Solids	ND	4.0	mg/L	MCAWW 160.2	04/23/98	8113204
	Dilution Factor: 1					

BAKER ENVIRONMENTAL, INC.

Lab Name:QUANTERRA

SDG Number:

Matrix: (soil/water) WATER

Lab Sample ID:H8D170170 007

Method: SW846 8260A

Volatile Organics, GC/MS (8260A)

Sample WT/Vol: 5 / mL

Date Received: 04/17/98

Work Order: CGHN9201

Date Extracted:04/27/98

Dilution factor: 1

Date Analyzed: 04/27/98

Moisture %:NA

QC Batch: 8115124

Client Sample Id: IR06-82GW03-98B -RE 1

CAS NO.	COMPOUND	CONCENTRATION UNITS:		Q
		(ug/L or ug/kg)	ug/L	
74-87-3	Chloromethane	10		U
74-83-9	Bromomethane	10		U
75-01-4	Vinyl chloride	10		U
75-00-3	Chloroethane	10		U
75-09-2	Methylene chloride	5.0		U
67-64-1	Acetone	20		U
75-15-0	Carbon disulfide	5.0		U
75-35-4	1,1-Dichloroethene	5.0		U
75-34-3	1,1-Dichloroethane	5.0		U
540-59-0	1,2-Dichloroethene (total)	5.0		U
67-66-3	Chloroform	5.0		U
107-06-2	1,2-Dichloroethane	5.0		U
78-93-3	2-Butanone	20		U
71-55-6	1,1,1-Trichloroethane	5.0		U
56-23-5	Carbon tetrachloride	5.0		U
75-27-4	Bromodichloromethane	5.0		U
78-87-5	1,2-Dichloropropane	5.0		U
10061-01-5	cis-1,3-Dichloropropene	5.0		U
79-01-6	Trichloroethene	5.0		U
124-48-1	Dibromochloromethane	5.0		U
79-00-5	1,1,2-Trichloroethane	5.0		U
71-43-2	Benzene	5.0		U
10061-02-6	trans-1,3-Dichloropropene	5.0		U
75-25-2	Bromoform	5.0		U
108-10-1	4-Methyl-2-pentanone	20		U
591-78-6	2-Hexanone	20		U
127-18-4	Tetrachloroethene	5.0		U
79-34-5	1,1,2,2-Tetrachloroethane	5.0		U

BAKER ENVIRONMENTAL, INC.

Lab Name:QUANTERRA

SDG Number:

Matrix: (soil/water) WATER

Lab Sample ID:H8D170170 007

Method: SW846 8260A

Volatile Organics, GC/MS (8260A)

Sample WT/Vol: 5 / mL

Date Received: 04/17/98

Work Order: CGHN9201

Date Extracted:04/27/98

Dilution factor: 1

Date Analyzed: 04/27/98

Moisture %:NA

QC Batch: 8115124

Client Sample Id: IR06-82GW03-98B -RE 1

CAS NO.	COMPOUND	CONCENTRATION UNITS:	
		(ug/L or ug/kg)	ug/L Q
108-88-3	Toluene	5.0	U
108-90-7	Chlorobenzene	5.0	U
100-41-4	Ethylbenzene	5.0	U
100-42-5	Styrene	5.0	U
1330-20-7	Xylenes (total)	5.0	U

BAKER ENVIRONMENTAL, INC.

Client Sample ID: IR06-82GW03-98B

TOTAL Metals

Lot-Sample #....: H8D170170-007
Date Sampled....: 04/15/98

Date Received...: 04/17/98

Matrix.....: WATER

PARAMETER	RESULT	REPORTING LIMIT	UNITS	METHOD	PREPARATION- ANALYSIS DATE	WORK ORDER #
Prep Batch #....: 8121135						
Mercury	ND	0.20	ug/L	ICLP ILM03.0	05/05/98	CGHN910R
		Dilution Factor: 1		Analysis Time...: 15:28		
Prep Batch #....: 8124109						
Aluminum	2010	200	ug/L	ICLP ILM03.0	05/04-05/05/98	CGHN9102
		Dilution Factor: 1		Analysis Time...: 21:22		
Arsenic	ND	10.0	ug/L	ICLP ILM03.0	05/04-05/05/98	CGHN910M
		Dilution Factor: 1		Analysis Time...: 13:26		
Lead	1.7 B	3.0	ug/L	ICLP ILM03.0	05/04-05/05/98	CGHN910N
		Dilution Factor: 1		Analysis Time...: 13:26		
Antimony	ND	60.0	ug/L	ICLP ILM03.0	05/04-05/05/98	CGHN9103
		Dilution Factor: 1		Analysis Time...: 21:22		
Barium	41.5 B	200	ug/L	ICLP ILM03.0	05/04-05/05/98	CGHN9104
		Dilution Factor: 1		Analysis Time...: 21:22		
Selenium	ND	5.0	ug/L	ICLP ILM03.0	05/04-05/05/98	CGHN910P
		Dilution Factor: 1		Analysis Time...: 13:26		
Beryllium	ND	5.0	ug/L	ICLP ILM03.0	05/04-05/05/98	CGHN9105
		Dilution Factor: 1		Analysis Time...: 21:22		
Thallium	ND	10.0	ug/L	ICLP ILM03.0	05/04-05/05/98	CGHN910Q
		Dilution Factor: 1		Analysis Time...: 13:26		
Cadmium	ND	5.0	ug/L	ICLP ILM03.0	05/04-05/05/98	CGHN9106
		Dilution Factor: 1		Analysis Time...: 21:22		
Calcium	2160 B	5000	ug/L	ICLP ILM03.0	05/04-05/05/98	CGHN9107
		Dilution Factor: 1		Analysis Time...: 21:22		
Chromium	ND	10.0	ug/L	ICLP ILM03.0	05/04-05/05/98	CGHN9108
		Dilution Factor: 1		Analysis Time...: 21:22		
Cobalt	ND	50.0	ug/L	ICLP ILM03.0	05/04-05/05/98	CGHN9109
		Dilution Factor: 1		Analysis Time...: 21:22		
Copper	3.2 B	25.0	ug/L	ICLP ILM03.0	05/04-05/05/98	CGHN910A
		Dilution Factor: 1		Analysis Time...: 21:22		

(Continued on next page)

BAKER ENVIRONMENTAL, INC.

Client Sample ID: IR06-82GW03-98B

TOTAL Metals

Lot-Sample #...: H8D170170-007

Matrix.....: WATER

PARAMETER	RESULT	REPORTING		METHOD	PREPARATION-	WORK
		LIMIT	UNITS		ANALYSIS DATE	ORDER #
Iron	550	100	ug/L	ICLP ILM03.0	05/04-05/05/98	CGHN910
		Dilution Factor: 1		Analysis Time...: 21:22		
Magnesium	3900 B	5000	ug/L	ICLP ILM03.0	05/04-05/05/98	CGHN910
		Dilution Factor: 1		Analysis Time...: 21:22		
Manganese	53.6	15.0	ug/L	ICLP ILM03.0	05/04-05/05/98	CGHN910
		Dilution Factor: 1		Analysis Time...: 21:22		
Nickel	ND	40.0	ug/L	ICLP ILM03.0	05/04-05/05/98	CGHN910
		Dilution Factor: 1		Analysis Time...: 21:22		
Potassium	795 B	5000	ug/L	ICLP ILM03.0	05/04-05/05/98	CGHN910
		Dilution Factor: 1		Analysis Time...: 21:22		
Silver	ND	10.0	ug/L	ICLP ILM03.0	05/04-05/05/98	CGHN910
		Dilution Factor: 1		Analysis Time...: 21:22		
Sodium	6210	5000	ug/L	ICLP ILM03.0	05/04-05/05/98	CGHN910
		Dilution Factor: 1		Analysis Time...: 21:22		
Vanadium	7.4 B	50.0	ug/L	ICLP ILM03.0	05/04-05/05/98	CGHN910
		Dilution Factor: 1		Analysis Time...: 21:22		
Zinc	44.6	20.0	ug/L	ICLP ILM03.0	05/04-05/05/98	CGHN910
		Dilution Factor: 1		Analysis Time...: 21:22		

NOTE(S):

B Estimated result. Result is less than RL.

BAKER ENVIRONMENTAL, INC.

Client Sample ID: IR06-82GW03-98B

General Chemistry

Lot-Sample #....: H8D170170-007 Work Order #....: CGHN9 Matrix.....: WATER
 Date Sampled....: 04/15/98 Date Received...: 04/17/98

<u>PARAMETER</u>	<u>RESULT</u>	<u>RL</u>	<u>UNITS</u>	<u>METHOD</u>	<u>PREPARATION- ANALYSIS DATE</u>	<u>PREP BATCH #</u>
Total Dissolved Solids	71	10	mg/L	MCAWW 160.1	04/20-04/21/98	8110128
	Dilution Factor: 1					
Total Suspended Solids	ND	4.0	mg/L	MCAWW 160.2	04/20/98	8110131
	Dilution Factor: 1					

ATTACHMENT D
MONTHLY REMEDIAL SYSTEM PROGRESS REPORTS

Monthly Report – April 1998
Groundwater Treatment Plant
Lot 203

Contract N62420-93-D-3032	
Delivery Order 175	
Period of Performance	04/1 -04/30/98
Duration	30 days
Product Recovery	0
Previously reported	0
Current period	0
Total to date	0
Treated Groundwater	
Estimated rate	393.2 gpm
Duration	14.00 days
Estimated Total treated this period	7,927,700 gallons
Treatment System Performance	
<ol style="list-style-type: none"> 1. Changed cartridge filters 1 time. 2. Plant was down a total of 13 days due to an exceedence of PCE. See Section 4.0 of the March monthly report for description. 3. Treated 10,000 gallons from the Camp Geiger biocell and 25,000 gallons from the Lot 203 biocell. 4. April 7, 1998 changed out carbon. 	
Comments and Recommendations	
<ol style="list-style-type: none"> 1. The volumes of treated groundwater have been based upon actual readings from the flowmeter. 2. 	
Prepared by:	
James A. Dunn	Date May 8, 1998
Senior Project Manager	

Monthly Report – May 1998
Groundwater Treatment Plant
Lot 203

Contract N62420-93-D-3032 Delivery Order 175	
Period of Performance	05/1 -05/31/98
Duration	31 days
Product Recovery Previously reported Current period Total to date	
Treated Groundwater	
Estimated rate	251.6 gpm
Duration	27.00 days
Estimated Total treated this period	9,782,400 gallons
Treatment System Performance	
<ol style="list-style-type: none"> 1. Changed cartridge filters 14 times. 2. Plant was down a total of 3 days due to repair of flow meter and flow control valve. 3. Treated 10,800 gallons from Building 25. 	
Comments and Recommendations	
<ol style="list-style-type: none"> 1. The volumes of treated groundwater have been based upon actual readings from the flowmeter. 2. 	
Prepared by:	
James A. Dunn, Jr., P.E. Senior Project Manager	Date May 8, 1998

Monthly Report - June 1998
Groundwater Treatment Plant
Lot 203

Contract N62420-93-D-3032	
Delivery Order 175	
Period of Performance	06/1 -06/30/98
Duration	30 days
Product Recovery	
Previously reported	2730
Current period	0
Total to date	2730
Treated Groundwater	
Estimated rate	241.3 gpm
Duration	23.00 days
Estimated Total treated this period	7,991,300 gallons
Treatment System Performance	
<ol style="list-style-type: none"> 1. Changed cartridge filters 11 times. 2. Plant was down a total of 7 days due to reported excursion and to change filters. 3. Treated 30,600 gallons from Building 25. 	
Comments and Recommendations	
<ol style="list-style-type: none"> 1. The volumes of treated groundwater have been based upon actual readings from the flowmeter. 2. 	
Prepared by:	
James A. Dunn, Jr., P.E. Senior Project Manager	Date June 8, 1998